



SCOTTISH MINI COOPER CUP

BARC Speedfest North
Croft
2nd / 3rd May 2026



SPORTS TIMING

TIMING SOLUTIONS LTD

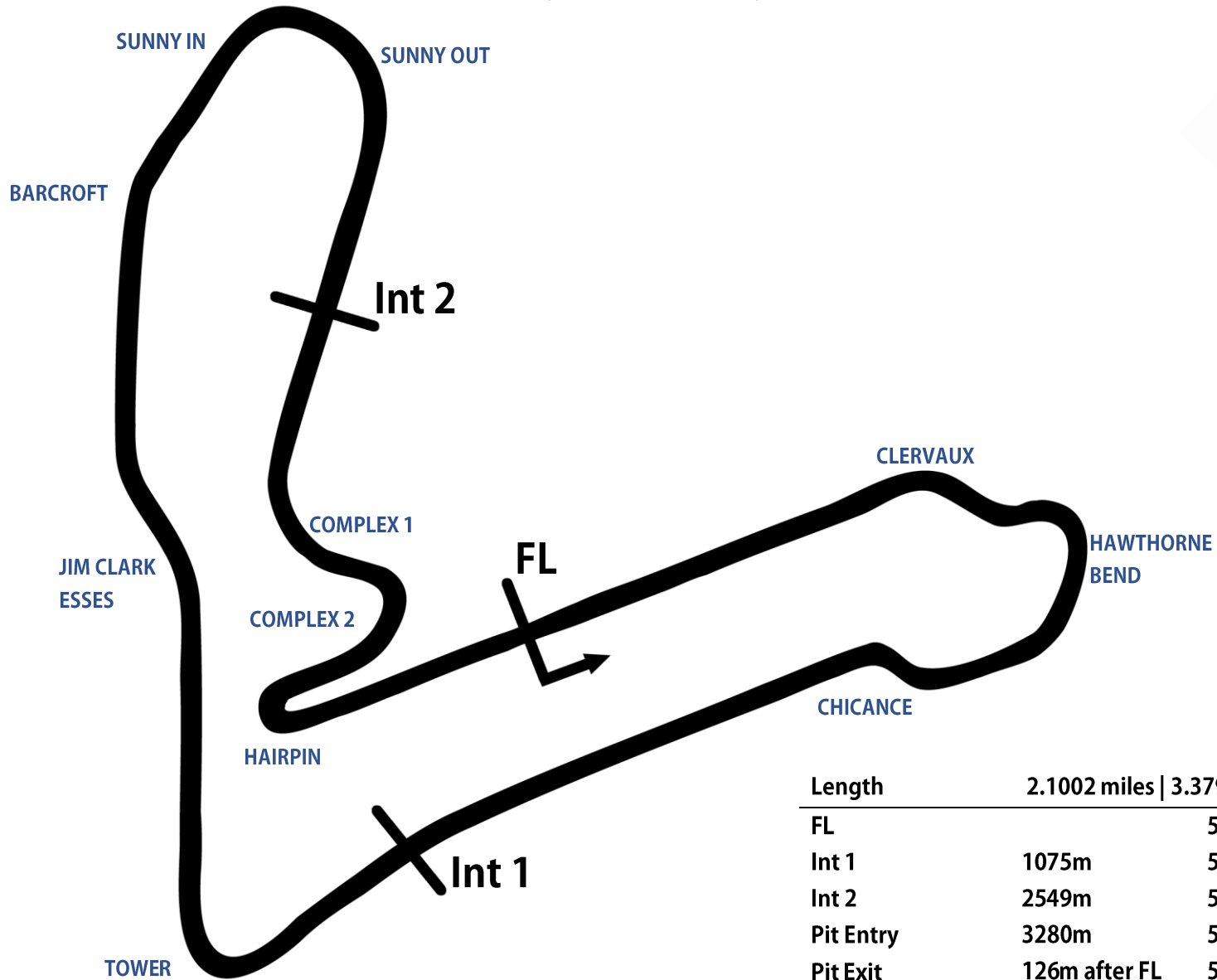
Timing & Results Provided by Timing Solutions Ltd

www.tsl-timing.com



Croft Circuit

Dalton On Tees, North Yorkshire, UK



Length	2.1002 miles 3.379 km 3379.9m		
FL		54.45541 N	1.55556 W
Int 1	1075m	54.45396 N	1.55399 W
Int 2	2549m	54.45536 N	1.56054 W
Pit Entry	3280m	54.44542 N	1.55562 W
Pit Exit	126m after FL	54.45656 N	1.55518 W
Pit Entry - Pit Exit	268.5m, 19.3s @ 50kph, 16.1s @ 60kph		

SPEEDFEST NORTH

Scottish MINI Cooper Cup

QUALIFYING - RACE 6 - CLASSIFICATION - AMENDED

POS	NO	CL	PIC	NAME	ENTRY	TIME	ON	LAPS	GAP	DIFF	MPH
1	65		1	Jack IRVINE	Mini Cooper	1:41.081	2	8			74.79
2	52		2	Michael WILLIAMS	Mini Cooper	1:41.186	2	8	0.105	0.105	74.72
3	91*		3	Robbie DALGLEISH	Mini Cooper	1:41.478	1	8	0.397	0.292	74.50
4	17		4	Chris COCKBURN	Mini Cooper	1:41.560	5	7	0.479	0.082	74.44
5	25*		5	Chad LITTLE	Mini Cooper	1:41.831	7	7	0.750	0.271	74.24
6	27		6	Martin WIJETUNGA	Mini Cooper	1:42.000	8	8	0.919	0.169	74.12
7	271		7	James HITCHEN	Mini Cooper	1:42.110	8	8	1.029	0.110	74.04
8	47*	N	1	Presley BARRETT	Mini Cooper	1:42.115	4	8	1.034	0.005	74.04
9	88		8	Barry HOLMES	Mini Cooper	1:42.147	2	8	1.066	0.032	74.01
10	59	N	2	Liam KELSO	Mini Cooper	1:42.302	2	8	1.221	0.155	73.90
11	15*	N	3	Campbell SCOTT	Mini Cooper	1:43.144	1	8	2.063	0.842	73.30

QUALIFYING LAPTIME (110.0% of 1:41.478) = 1:51.625

* Car 15 - please fit a working transponder. NCR 12.6.2.2 refers
Car 88 - Track limits times deleted have been re-instated - Clerk's Decision
No. 91 - 1 Lap time disallowed; exceeding track limits.
No. 25 - 2 Lap times disallowed; exceeding track limits.
No. 47 - 3 Lap times disallowed; exceeding track limits.

Weather / Track : Cloudy / Dry

These results are provisional until the conclusion of any judicial and technical matters.

Date: 02/05/2026 Start: 11:14 Finish: 11:29
Croft: 2.1001 miles

Clerk Of Course:

Steve Burns

Timekeeper:

Eric Cowell



SPEEDFEST NORTH

Scottish MINI Cooper Cup

QUALIFYING - RACE 6 - CLASSIFICATION

POS	NO	CL	PIC	NAME	ENTRY	TIME	ON	LAPS	GAP	DIFF	MPH
1	65		1	Jack IRVINE	Mini Cooper	1:41.081	2	8			74.79
2	52		2	Michael WILLIAMS	Mini Cooper	1:41.186	2	8	0.105	0.105	74.72
3	91*		3	Robbie DALGLEISH	Mini Cooper	1:41.478	1	8	0.397	0.292	74.50
4	17		4	Chris COCKBURN	Mini Cooper	1:41.560	5	7	0.479	0.082	74.44
5	25*		5	Chad LITTLE	Mini Cooper	1:41.831	7	7	0.750	0.271	74.24
6	27		6	Martin WIJETUNGA	Mini Cooper	1:42.000	8	8	0.919	0.169	74.12
7	271		7	James HITCHEN	Mini Cooper	1:42.110	8	8	1.029	0.110	74.04
8	47*	N	1	Presley BARRETT	Mini Cooper	1:42.115	4	8	1.034	0.005	74.04
9	59	N	2	Liam KELSO	Mini Cooper	1:42.302	2	8	1.221	0.187	73.90
10	88*		8	Barry HOLMES	Mini Cooper	1:42.306	3	8	1.225	0.004	73.90
11	15*	N	3	Campbell SCOTT	Mini Cooper	1:43.144	1	8	2.063	0.838	73.30

QUALIFYING LAPTIME (110.0% of 1:41.478) = 1:51.625

* Car 15 - please fit a working transponder. NCR 12.6.2.2 refers
No. 91 - 1 Lap time disallowed; exceeding track limits.
No. 25, 88 - 2 Lap times disallowed; exceeding track limits.
No. 47 - 3 Lap times disallowed; exceeding track limits.

Weather / Track : Cloudy / Dry

These results are provisional until the conclusion of any judicial and technical matters.

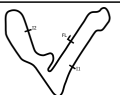
Date: 02/05/2026 Start: 11:14 Finish: 11:29
Croft: 2.1001 miles

Clerk Of Course:

Steve Burns

Timekeeper:

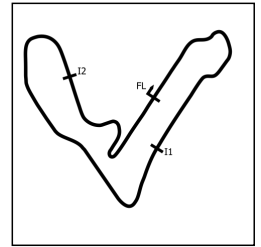
Eric Cowell



SPEEDFEST NORTH

Scottish MINI Cooper Cup

QUALIFYING - RACE 6 - SECTOR ANALYSIS



SECTOR 1 = FL to I1, SECTOR 2 = I1 to I2, SECTOR 3 = I2 to FL, DIFF = Difference To Personal Best Lap, P = Crossed Finish Line in Pit Lane, D = Time Disallowed

P1 65		Jack IRVINE		Mini Cooper			
IDEAL LAP TIME : 1:40.859		BEST LAP TIME : 1:41.081		DIFFERENCE : 0.222			
LAP	SECTOR 1	SECTOR 2	SECTOR 3	LAP TIME	MPH	DIFF	TIME OF DAY
1 -	32.265	41.696	27.825	1:41.786 (2)	74.27	0.705	11:18:15.707
2 -	31.535	41.819	27.727	1:41.081 (1)	74.79		11:19:56.788
3 -	32.462	43.897	27.986	1:44.345	72.45	3.264	11:21:41.133
4 -	31.436	42.358	28.816	1:42.610	73.68	1.529	11:23:23.743
5 -	34.566	46.994	28.968	1:50.528	68.40	9.447	11:25:14.271
6 -	32.921	46.042	29.459	1:48.422	69.73	7.341	11:27:02.693
7 -	33.891	43.505	28.467	1:45.863	71.41	4.782	11:28:48.556
8 -	32.054	42.197	27.923	1:42.174 (3)	73.99	1.093	11:30:30.730

P2 52		Michael WILLIAMS		Mini Cooper			
IDEAL LAP TIME : 1:40.976		BEST LAP TIME : 1:41.186		DIFFERENCE : 0.210			
LAP	SECTOR 1	SECTOR 2	SECTOR 3	LAP TIME	MPH	DIFF	TIME OF DAY
1 -	31.810	41.817	27.980	1:41.607 (3)	74.41	0.421	11:18:16.128
2 -	31.381	41.778	28.027	1:41.186 (1)	74.72		11:19:57.314
3 -	31.597	41.970	27.817	1:41.384 (2)	74.57	0.198	11:21:38.698
4 -	31.978	44.817	28.459	1:45.254	71.83	4.068	11:23:23.952
5 -	33.151	44.595	28.197	1:45.943	71.36	4.757	11:25:09.895
6 -	31.785	42.262	28.233	1:42.280	73.92	1.094	11:26:52.175
7 -	34.562	43.666	28.370	1:46.598	70.92	5.412	11:28:38.773
8 -	31.521	42.079	28.027	1:41.627	74.39	0.441	11:30:20.400

P3 91		Robbie DALGLEISH		Mini Cooper			
IDEAL LAP TIME : 1:41.320		BEST LAP TIME : 1:41.478		DIFFERENCE : 0.158			
LAP	SECTOR 1	SECTOR 2	SECTOR 3	LAP TIME	MPH	DIFF	TIME OF DAY
1 -	31.752	42.032	27.694	1:41.478 (1)	74.50		11:18:15.108
2 -	31.670	42.072	29.617	1:43.359 D	73.14	1.881	11:19:58.467
3 -	31.737	42.010	27.734	1:41.481 (2)	74.50	0.003	11:21:39.948
4 -	31.717	42.165	27.994	1:41.876	74.21	0.398	11:23:21.824
5 -	31.878	42.071	27.847	1:41.796	74.27	0.318	11:25:03.620
6 -	31.886	50.516	39.504	2:01.906	62.02	20.428	11:27:05.526
7 -	31.747	41.956	27.983	1:41.686 (3)	74.35	0.208	11:28:47.212
8 -	35.047	48.433	IN PIT	1:53.009 P	66.90	11.531	11:30:40.221

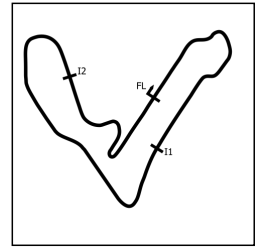
P4 17		Chris COCKBURN		Mini Cooper			
IDEAL LAP TIME : 1:41.485		BEST LAP TIME : 1:41.560		DIFFERENCE : 0.075			
LAP	SECTOR 1	SECTOR 2	SECTOR 3	LAP TIME	MPH	DIFF	TIME OF DAY
1 -	32.338	42.463	27.926	1:42.727 (3)	73.59	1.167	11:18:35.338
2 -	31.921	42.486	27.925	1:42.332 (2)	73.88	0.772	11:20:17.670
3 -	38.593	45.727	28.206	1:52.526	67.18	10.966	11:22:10.196
4 -	37.860	1:06.665	36.212	2:20.737	53.72	39.177	11:24:30.933
5 -	31.747	41.813	28.000	1:41.560 (1)	74.44		11:26:12.493
6 -	32.208	42.734	32.488	1:47.430	70.37	5.870	11:27:59.923
7 -	32.253	43.019	28.384	1:43.656	72.93	2.096	11:29:43.579

P5 25		Chad LITTLE		Mini Cooper			
IDEAL LAP TIME : 1:41.654		BEST LAP TIME : 1:41.831		DIFFERENCE : 0.177			
LAP	SECTOR 1	SECTOR 2	SECTOR 3	LAP TIME	MPH	DIFF	TIME OF DAY
1 -	32.073	42.225	27.950	1:42.248 D	73.94	0.417	11:19:08.851
2 -	31.859	42.085	27.949	1:41.893 (3)	74.20	0.062	11:20:50.744
3 -	31.784	42.064	28.024	1:41.872 (2)	74.21	0.041	11:22:32.616
4 -	34.834	54.177	28.400	1:57.411	64.39	15.580	11:24:30.027
5 -	31.974	44.082	31.042	1:47.098	70.59	5.267	11:26:17.125
6 -	31.766	42.016	27.902	1:41.684 D	74.35		11:27:58.809
7 -	31.776	42.183	27.872	1:41.831 (1)	74.24		11:29:40.640

SPEEDFEST NORTH

Scottish MINI Cooper Cup

QUALIFYING - RACE 6 - SECTOR ANALYSIS



SECTOR 1 = FL to I1, SECTOR 2 = I1 to I2, SECTOR 3 = I2 to FL, DIFF = Difference To Personal Best Lap, P = Crossed Finish Line in Pit Lane, D = Time Disallowed

P6 27		Martin WIJETUNGA		Mini Cooper			
IDEAL LAP TIME : 1:41.766		BEST LAP TIME : 1:42.000		DIFFERENCE : 0.234			
LAP	SECTOR 1	SECTOR 2	SECTOR 3	LAP TIME	MPH	DIFF	TIME OF DAY
1 -	32.246	42.280	28.117	1:42.643	73.65	0.643	11:18:35.845
2 -	31.811	42.266	28.373	1:42.450 (2)	73.79	0.450	11:20:18.295
3 -	32.002	42.073	28.765	1:42.840	73.51	0.840	11:22:01.135
4 -	35.113	47.206	28.859	1:51.178	68.00	9.178	11:23:52.313
5 -	32.284	42.135	28.153	1:42.572 (3)	73.71	0.572	11:25:34.885
6 -	32.051	42.473	28.591	1:43.115	73.32	1.115	11:27:18.000
7 -	33.676	42.556	28.643	1:44.875	72.09	2.875	11:29:02.875
8 -	31.576	42.125	28.299	1:42.000 (1)	74.12		11:30:44.875

P7 271		James HITCHEN		Mini Cooper			
IDEAL LAP TIME : 1:41.890		BEST LAP TIME : 1:42.110		DIFFERENCE : 0.220			
LAP	SECTOR 1	SECTOR 2	SECTOR 3	LAP TIME	MPH	DIFF	TIME OF DAY
1 -	32.577	51.915	31.593	1:56.085	65.13	13.975	11:18:45.011
2 -	31.950	42.273	27.982	1:42.205 (3)	73.97	0.095	11:20:27.216
3 -	31.907	42.205	28.015	1:42.127 (2)	74.03	0.017	11:22:09.343
4 -	32.033	42.995	28.776	1:43.804	72.83	1.694	11:23:53.147
5 -	31.734	42.174	29.796	1:43.704	72.90	1.594	11:25:36.851
6 -	31.942	42.640	28.099	1:42.681	73.63	0.571	11:27:19.532
7 -	31.974	42.542	28.262	1:42.778	73.56	0.668	11:29:02.310
8 -	31.915	42.182	28.013	1:42.110 (1)	74.04		11:30:44.420

P8 47 N		Presley BARRETT		Mini Cooper			
IDEAL LAP TIME : 1:41.919		BEST LAP TIME : 1:42.115		DIFFERENCE : 0.196			
LAP	SECTOR 1	SECTOR 2	SECTOR 3	LAP TIME	MPH	DIFF	TIME OF DAY
1 -	33.908	42.840	28.299	1:45.047	71.97	2.932	11:18:37.501
2 -	32.056	42.602	28.066	1:42.724 D	73.60	0.609	11:20:20.225
3 -	32.689	42.344	28.495	1:43.528 D	73.02	1.413	11:22:03.753
4 -	31.680	42.262	28.173	1:42.115 (1)	74.04		11:23:45.868
5 -	31.995	42.218	28.254	1:42.467	73.78	0.352	11:25:28.335
6 -	31.635	42.346	28.145	1:42.126 (2)	74.03	0.011	11:27:10.461
7 -	31.912	42.265	28.175	1:42.352 (3)	73.86	0.237	11:28:52.813
8 -	31.905	42.421	28.457	1:42.783 D	73.55	0.668	11:30:35.596

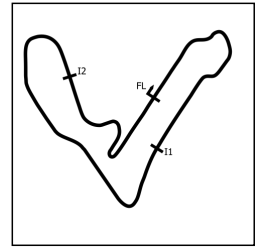
P9 59 N		Liam KELSO		Mini Cooper			
IDEAL LAP TIME : 1:42.177		BEST LAP TIME : 1:42.302		DIFFERENCE : 0.125			
LAP	SECTOR 1	SECTOR 2	SECTOR 3	LAP TIME	MPH	DIFF	TIME OF DAY
1 -	32.444	42.282	28.175	1:42.901	73.47	0.599	11:18:19.010
2 -	31.989	42.407	27.906	1:42.302 (1)	73.90		11:20:01.312
3 -	32.100	42.499	28.135	1:42.734	73.59	0.432	11:21:44.046
4 -	32.022	42.333	28.016	1:42.371 (2)	73.85	0.069	11:23:26.417
5 -	32.097	42.355	28.067	1:42.519 (3)	73.74	0.217	11:25:08.936
6 -	35.450	42.411	28.103	1:45.964	71.35	3.662	11:26:54.900
7 -	32.078	42.730	27.990	1:42.798	73.54	0.496	11:28:37.698
8 -	32.254	43.218	28.677	1:44.149	72.59	1.847	11:30:21.847

P10 88		Barry HOLMES		Mini Cooper			
IDEAL LAP TIME : 1:42.018		BEST LAP TIME : 1:42.306		DIFFERENCE : 0.288			
LAP	SECTOR 1	SECTOR 2	SECTOR 3	LAP TIME	MPH	DIFF	TIME OF DAY
1 -	32.450	42.137	28.214	1:42.801	73.54	0.495	11:18:18.093
2 -	31.766	42.068	28.313	1:42.147 D	74.01		11:20:00.240
3 -	32.003	42.119	28.184	1:42.306 (1)	73.90		11:21:42.546
4 -	31.777	42.330	28.594	1:42.701 (3)	73.61	0.395	11:23:25.247
5 -	32.068	44.438	29.692	1:46.198 D	71.19	3.892	11:25:11.445
6 -	31.946	48.518	32.596	1:53.060	66.87	10.754	11:27:04.505
7 -	32.082	44.439	28.422	1:44.943	72.04	2.637	11:28:49.448
8 -	31.768	42.264	28.354	1:42.386 (2)	73.84	0.080	11:30:31.834

SPEEDFEST NORTH

Scottish MINI Cooper Cup

QUALIFYING - RACE 6 - SECTOR ANALYSIS



SECTOR 1 = FL to I1, SECTOR 2 = I1 to I2, SECTOR 3 = I2 to FL, DIFF = Difference To Personal Best Lap, P = Crossed Finish Line in Pit Lane, D = Time Disallowed

P11 15 N		Campbell SCOTT		Mini Cooper			
IDEAL LAP TIME :		BEST LAP TIME : 1:43.144		DIFFERENCE :			
LAP	SECTOR 1	SECTOR 2	SECTOR 3	LAP TIME	MPH	DIFF	TIME OF DAY
1 -				1:43.144 (1)	73.30		11:18:19.929
2 -				1:52.931	66.94	9.787	11:20:12.860
3 -				1:44.637 (3)	72.25	1.493	11:21:57.497
4 -				1:44.778	72.15	1.634	11:23:42.275
5 -				1:44.753	72.17	1.609	11:25:27.028
6 -				1:46.034	71.30	2.890	11:27:13.062
7 -				1:44.634 (2)	72.25	1.490	11:28:57.696
8 -				1:45.462	71.69	2.318	11:30:43.158

SPEEDFEST NORTH

Scottish MINI Cooper Cup

QUALIFYING - RACE 6 - BEST SECTORS

POS	SECTOR 1		SECTOR 2		SECTOR 3		IDEAL / BEST COMPARISON					
	NO	TIME	NO	TIME	NO	TIME	POS	NO	NAME	IDEAL	BEST	DIFF
1	52	31.381	65	41.696	91	27.694	1	65	IRVINE	1:40.859	1:41.081	0.222
2	65	31.436	52	41.778	65	27.727	2	52	WILLIAMS	1:40.976	1:41.186	0.210
3	27	31.576	17	41.813	52	27.817	3	91	DALGLEISH	1:41.320	1:41.478	0.158
4	47	31.635	91	41.956	25	27.872	4	17	COCKBURN	1:41.485	1:41.560	0.075
5	91	31.670	25	42.016	59	27.906	5	25	LITTLE	1:41.654	1:41.831	0.177
6	271	31.734	88	42.068	17	27.925	6	27	WIJETUNGA	1:41.766	1:42.000	0.234
7	17	31.747	27	42.073	271	27.982	7	271	HITCHEN	1:41.890	1:42.110	0.220
8	25	31.766	271	42.174	47	28.066	8	47	BARRETT	1:41.919	1:42.115	0.196
9	88	31.766	47	42.218	27	28.117	9	88	HOLMES	1:42.018	1:42.306	0.288
10	59	31.989	59	42.282	88	28.184	10	59	KELSO	1:42.177	1:42.302	0.125
11							11	15	SCOTT		1:43.144	

SPEEDFEST NORTH

Scottish MINI Cooper Cup

QUALIFYING - RACE 6 - STATISTICS

Competitors Started 11
Planned Start 2026-05-02 @ 11:25:00.000
Actual Start 2026-05-02 @ 11:14:37.185
Finish Time 2026-05-02 @ 11:29:39.559
Track Length 2.1001mi.
Total Laps 86
Total Distance Covered 180.6148mi.

Session Fastest Lap History

NO	CL	NAME	LAP TIME	TIME OF DAY	LAP	VEHICLE
91		Robbie DALGLEISH	1:41.478	11:18:15.121	1	Mini Cooper
65		Jack IRVINE	1:41.081	11:19:56.798	2	Mini Cooper

Flag History

TYPE	TIME OF DAY
GREEN	11:14:37.185
FINISH	11:29:39.559

Flag Statistics

TYPE	COUNT	TOTAL LAPS	TOTAL TIME
Green	1	8	16:43.723
Red	0	0	0.000
Safety Car	0	0	0.000
FCY	0	0	0.000

SPEEDFEST NORTH

Scottish MINI Cooper Cup

QUALIFYING - RACE 6 - STATISTICS

CLASS :

8 Starters

Fastest Lap History

NO	NAME	LAP TIME	TIME OF DAY	LAP	VEHICLE
91	Robbie DALGLEISH	1:41.478	11:18:15.121	1	Mini Cooper
65	Jack IRVINE	1:41.081	11:19:56.798	2	Mini Cooper

SPEEDFEST NORTH

Scottish MINI Cooper Cup

QUALIFYING - RACE 6 - STATISTICS

CLASS : N

3 Starters


Fastest Lap History

NO	NAME	LAP TIME	TIME OF DAY	LAP	VEHICLE
59	Liam KELSO	1:42.901	11:18:19.019	1	Mini Cooper
59	Liam KELSO	1:42.302	11:20:01.322	2	Mini Cooper
47	Presley BARRETT	1:42.115	11:23:45.881	4	Mini Cooper

SPEEDFEST NORTH

Scottish MINI Cooper Cup

RACE 6 - GRID (15 minutes) - AMENDED

ROW 6	11	1:43.144	15 Campbell SCOTT			
ROW 5	9	1:42.302	59 Liam KELSO	10	1:42.147	88 Barry HOLMES
ROW 4	7	1:42.110	271 James HITCHEN	8	1:42.115	47 Presley BARRETT
ROW 3	5	1:41.831	25 Chad LITTLE	6	1:42.000	27 Martin WIJETUNGA
ROW 2	3	1:41.478	91 Robbie DALGLEISH	4	1:41.560	17 Chris COCKBURN
ROW 1	1	1:41.081	65 Jack IRVINE	2	1:41.186	52 Michael WILLIAMS
Pole						
						

These results are provisional until the conclusion of any judicial and technical matters.

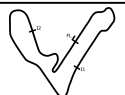
Croft: 2.1001 miles

Clerk Of Course:

Steve Burns

Timekeeper:


Eric Cowell



SPEEDFEST NORTH

Scottish MINI Cooper Cup

RACE 6 - GRID (15 minutes)

ROW 6	11	1:43.144	15 Campbell SCOTT				
ROW 5	9	1:42.302	59 Liam KELSO	10	1:42.306	88 Barry HOLMES	
ROW 4		1:42.110	7	271 James HITCHEN	8	1:42.115	47 Presley BARRETT
ROW 3	5	1:41.831	25 Chad LITTLE	6	1:42.000	27 Martin WIJETUNGA	
ROW 2		1:41.478	3	91 Robbie DALGLEISH	4	1:41.560	17 Chris COCKBURN
ROW 1	1	1:41.081	65 Jack IRVINE	2	1:41.186	52 Michael WILLIAMS	
Pole							
							

These results are provisional until the conclusion of any judicial and technical matters.

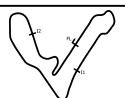
Croft: 2.1001 miles

Clerk Of Course:

Steve Burns

Timekeeper:

Eric Cowell



SPEEDFEST NORTH

Scottish MINI Cooper Cup

RACE 6 - CLASSIFICATION

Race Distance: 9 Laps / 18.90 miles

POS	NO	CL	PIC	NAME	ENTRY	LAPS	TIME	GAP	DIFF	MPH	BEST	ON	GRD	↑↓
1	65		1	Jack IRVINE	Mini Cooper	9	15:27.706			73.34	1:41.950	3	1	0
2	17		2	Chris COCKBURN	Mini Cooper	9	15:32.352	4.646	4.646	72.98	1:42.333	5	4	2
3	91		3	Robbie DALGLEISH	Mini Cooper	9	15:37.602	9.896	5.250	72.57	1:42.746	8	3	0
4	27		4	Martin WIJETUNGA	Mini Cooper	9	15:39.555	11.849	1.953	72.42	1:41.716	6	6	2
5	271		5	James HITCHEN	Mini Cooper	9	15:40.565	12.859	1.010	72.34	1:42.307	8	7	2
6	47	N	1	Presley BARRETT	Mini Cooper	9	15:41.535	13.829	0.970	72.27	1:42.552	9	8	2
7	59	N	2	Liam KELSO	Mini Cooper	9	15:42.501	14.795	0.966	72.19	1:42.320	9	10	3
8	25		6	Chad LITTLE	Mini Cooper	9	15:43.802	16.096	1.301	72.09	1:41.967	9	5	-3
9	52		7	Michael WILLIAMS	Mini Cooper	8	15:32.680	1 Lap	1 Lap	64.85	1:43.092	5	2	-7
10	88		8	Barry HOLMES	Mini Cooper	8	16:01.564	1 Lap	28.884	62.90	1:44.204	3	9	-1
NOT CLASSIFIED														
DNF	15	N		Campbell SCOTT	Mini Cooper	8	14:55.678	1 Lap		67.52	1:47.435	4	11	
FASTEST LAP														
	27			Martin WIJETUNGA	Mini Cooper	6	1:41.716			74.33 mph				119.62 kph
	59	N		Liam KELSO	Mini Cooper	9	1:42.320			73.89 mph				118.91 kph

Weather / Track : Cloudy / Dry

These results are provisional until the conclusion of any judicial and technical matters.

Date: 02/05/2026 Start: 16:37 Finish: 16:52

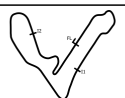
Croft: 2.1001 miles

Clerk Of Course:

Steve Burns

Timekeeper:

Eric Coucell



SPEEDFEST NORTH

Scottish MINI Cooper Cup

RACE 6 - LAP CHART

LAP 1 @ 16:39:23.614			LAP 2 @ 16:41:06.389			LAP 3 @ 16:42:48.790			LAP 4 @ 16:44:30.934			LAP 5 @ 16:46:13.001		
NO	BEHIND	LAP TIME	NO	BEHIND	LAP TIME	NO	BEHIND	LAP TIME	NO	BEHIND	LAP TIME	NO	BEHIND	LAP TIME
17		1:49.520	17		1:42.775	65		1:41.950	65		1:42.144	65		1:42.067
52	0.437	1:49.957	65	0.451	1:42.059	17	0.555	1:42.956	17	1.938	1:43.527	17	2.204	1:42.333
27	0.864	1:50.384	27	2.141	1:44.052	91	3.588	1:43.453	91	6.029	1:44.585	91	7.048	1:43.086
91	1.014	1:50.534	91	2.536	1:44.297	27	3.927	1:44.187	271	7.276	1:45.029	271	8.283	1:43.074
65	1.167	1:50.687	25	3.310	1:44.300	271	4.391	1:42.952	52	7.686	1:44.490	52	8.711	1:43.092
271	1.607	1:51.127	271	3.840	1:45.008	25	4.414	1:43.505	47	8.090	1:43.763	59	9.574	1:43.169
25	1.785	1:51.305	52	4.465	1:46.803	52	5.340	1:43.276	59	8.472	1:42.998	47	10.081	1:44.058
47	2.047	1:51.567	59	5.124	1:44.734	47	6.471	1:43.729	27	11.241	1:49.458	27	12.333	1:43.159
88	2.708	1:52.228	47	5.143	1:45.871	88	7.307	1:44.204	25	14.786	1:52.516	25	16.292	1:43.573
59	3.165	1:52.685	88	5.504	1:45.571	59	7.618	1:44.895	88	17.265	1:52.102 P	15	29.122	1:47.484
15	7.430	1:56.950	15	13.084	1:48.429	15	18.414	1:47.731	15	23.705	1:47.435	88	1:20.001	2:44.803

SPEEDFEST NORTH

Scottish MINI Cooper Cup

RACE 6 - LAP CHART

LAP 6 @ 16:47:55.053			LAP 7 @ 16:49:37.125			LAP 8 @ 16:51:19.308			LAP 9 @ 16:53:01.800		
NO	BEHIND	LAP TIME	NO	BEHIND	LAP TIME	NO	BEHIND	LAP TIME	NO	BEHIND	LAP TIME
65		1:42.052	65		1:42.072	65		1:42.183	65		1:42.492
17	3.018	1:42.866	17	4.031	1:43.085	17	4.508	1:42.660	17	4.646	1:42.630
91	7.854	1:42.858	91	8.727	1:42.945	88	1 Lap	1:58.684	52	1 Lap	2:59.295
271	9.759	1:43.528	271	11.420	1:43.733	91	9.290	1:42.746	91	9.896	1:43.098
52	10.063	1:43.404	27	11.656	1:41.731	271	11.544	1:42.307	27	11.849	1:42.555
59	10.523	1:43.001	47	12.991	1:43.446	27	11.786	1:42.313	271	12.859	1:43.807
47	11.617	1:43.588	59	14.582	1:46.131	47	13.769	1:42.961	47	13.829	1:42.552
27	11.997	1:41.716	25	16.601	1:42.192	59	14.967	1:42.568	59	14.795	1:42.320
25	16.481	1:42.241	52	30.354	2:02.363 P	25	16.621	1:42.203	25	16.096	1:41.967
15	34.840	1:47.770	15	49.262	1:56.494	15	1:10.464	2:03.385 P	88	1 Lap	2:08.778
88	1:33.143	1:55.194									

SPEEDFEST NORTH

Scottish MINI Cooper Cup

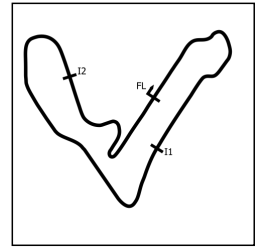
RACE 6 - POSITION CHART WITH INTERMEDIATES

No	Name	Lap		Intermediates																										
		Pos	L0 - Int1 M	L0 - Int2 M	L1 - Finish	L1 - Int1 M	L1 - Int2 M	L2 - Finish	L2 - Int1 M	L2 - Int2 M	L3 - Finish	L3 - Int1 M	L3 - Int2 M	L4 - Finish	L4 - Int1 M	L4 - Int2 M	L5 - Finish	L5 - Int1 M	L5 - Int2 M	L6 - Finish	L6 - Int1 M	L6 - Int2 M	L7 - Finish	L7 - Int1 M	L7 - Int2 M	L8 - Finish	L8 - Int1 M	L8 - Int2 M	L9 - Finish	
65	IRVINE	1	52	91	17	17	17	17	17	65	65	65	65	65	65	65	65	65	65	65	65	65	65	65	65	65	65	65	65	65
52	WILLIAMS	2	91	52	52	65	65	65	65	17	17	17	17	17	17	17	17	17	17	17	17	17	17	17	17	17	17	17	17	17
91	DALGLEISH	3	17	17	27	52	27	27	27	27	91	91	91	91	91	91	91	91	91	91	91	91	91	91	91	91	91	91	91	91
17	COCKBURN	4	27	27	91	27	91	91	91	91	27	27	27	271	271	271	271	271	271	271	271	271	271	271	271	271	271	271	271	271
25	LITTLE	5	25	271	65	91	25	25	25	25	271	25	25	52	52	52	52	52	52	52	52	52	52	52	52	52	52	52	52	52
27	WIJETUNGA	6	271	65	271	25	271	271	271	271	25	271	271	47	47	47	47	59	59	59	59	59	59	47	47	47	47	47	47	47
271	HITCHEN	7	65	25	25	271	52	52	52	52	52	52	52	59	59	59	47	47	47	47	27	59	59	59	59	59	59	59	59	59
47	BARRETT	8	47	47	47	47	47	59	47	47	47	47	47	27	27	27	27	27	27	27	47	25	25	25	25	25	25	25	25	25
88	HOLMES	9	88	88	88	88	59	47	88	88	88	88	88	59	25	25	25	25	25	25	25	25	52	15	15	15	52			
59	KELSO	10	59	59	59	59	88	88	59	59	59	59	88	15	15	15	15	15	15	15	15	15	88	52	52	88				
15	SCOTT	11	15	15	15	15	15	15	15	15	15	15	15	15	15	15	88	88	88	88	88	88	88	88	88	88	88	88	88	88

SPEEDFEST NORTH

Scottish MINI Cooper Cup

RACE 6 - SECTOR ANALYSIS



SECTOR 1 = FL to I1, SECTOR 2 = I1 to I2, SECTOR 3 = I2 to FL, DIFF = Difference To Personal Best Lap, P = Crossed Finish Line in Pit Lane, D = Time Disallowed

P1 65		Jack IRVINE		Mini Cooper			
IDEAL LAP TIME : 1:41.437		BEST LAP TIME : 1:41.950		DIFFERENCE : 0.513			
LAP	SECTOR 1	SECTOR 2	SECTOR 3	LAP TIME	MPH	DIFF	TIME OF DAY
1 -		42.907	28.444	1:50.687	68.30	8.737	16:39:24.781
2 -	32.181	41.831	28.047	1:42.059 (3)	74.08	0.109	16:41:06.840
3 -	31.779	42.303	27.868	1:41.950 (1)	74.16		16:42:48.790
4 -	31.820	42.289	28.035	1:42.144	74.01	0.194	16:44:30.934
5 -	31.738	42.256	28.073	1:42.067	74.07	0.117	16:46:13.001
6 -	31.811	42.319	27.922	1:42.052 (2)	74.08	0.102	16:47:55.053
7 -	31.799	42.272	28.001	1:42.072	74.07	0.122	16:49:37.125
8 -	31.778	42.366	28.039	1:42.183	73.99	0.233	16:51:19.308
9 -	31.936	42.474	28.082	1:42.492	73.76	0.542	16:53:01.800

P2 17		Chris COCKBURN		Mini Cooper			
IDEAL LAP TIME : 1:42.222		BEST LAP TIME : 1:42.333		DIFFERENCE : 0.111			
LAP	SECTOR 1	SECTOR 2	SECTOR 3	LAP TIME	MPH	DIFF	TIME OF DAY
1 -		42.944	28.452	1:49.520	69.03	7.187	16:39:23.614
2 -	32.285	42.492	27.998	1:42.775	73.56	0.442	16:41:06.389
3 -	32.021	42.785	28.150	1:42.956	73.43	0.623	16:42:49.345
4 -	32.047	43.161	28.319	1:43.527	73.03	1.194	16:44:32.872
5 -	31.959	42.265	28.109	1:42.333 (1)	73.88		16:46:15.205
6 -	32.396	42.463	28.007	1:42.866	73.49	0.533	16:47:58.071
7 -	32.112	42.350	28.623	1:43.085	73.34	0.752	16:49:41.156
8 -	32.013	42.529	28.118	1:42.660 (3)	73.64	0.327	16:51:23.816
9 -	32.143	42.324	28.163	1:42.630 (2)	73.66	0.297	16:53:06.446

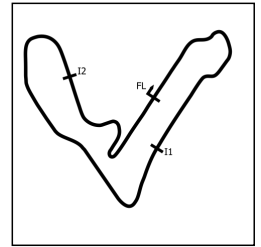
P3 91		Robbie DALGLEISH		Mini Cooper			
IDEAL LAP TIME : 1:42.515		BEST LAP TIME : 1:42.746		DIFFERENCE : 0.231			
LAP	SECTOR 1	SECTOR 2	SECTOR 3	LAP TIME	MPH	DIFF	TIME OF DAY
1 -		42.523	30.195	1:50.534	68.40	7.788	16:39:24.628
2 -	33.387	42.672	28.238	1:44.297	72.49	1.551	16:41:08.925
3 -	31.924	42.755	28.774	1:43.453	73.08	0.707	16:42:52.378
4 -	32.103	42.816	29.666	1:44.585	72.29	1.839	16:44:36.963
5 -	32.400	42.550	28.136	1:43.086	73.34	0.340	16:46:20.049
6 -	32.068	42.636	28.154	1:42.858 (2)	73.50	0.112	16:48:02.907
7 -	32.101	42.674	28.170	1:42.945 (3)	73.44	0.199	16:49:45.852
8 -	32.119	42.455	28.172	1:42.746 (1)	73.58		16:51:28.598
9 -	32.118	42.646	28.334	1:43.098	73.33	0.352	16:53:11.696

P4 27		Martin WIJETUNGA		Mini Cooper			
IDEAL LAP TIME : 1:41.410		BEST LAP TIME : 1:41.716		DIFFERENCE : 0.306			
LAP	SECTOR 1	SECTOR 2	SECTOR 3	LAP TIME	MPH	DIFF	TIME OF DAY
1 -		42.839	29.122	1:50.384	68.49	8.668	16:39:24.478
2 -	33.324	42.659	28.069	1:44.052	72.66	2.336	16:41:08.530
3 -	31.983	43.073	29.131	1:44.187	72.56	2.471	16:42:52.717
4 -	31.958	42.831	34.669	1:49.458	69.07	7.742	16:44:42.175
5 -	32.577	42.207	28.375	1:43.159	73.29	1.443	16:46:25.334
6 -	31.743	41.824	28.149	1:41.716 (1)	74.33		16:48:07.050
7 -	31.517	42.048	28.166	1:41.731 (2)	74.31	0.015	16:49:48.781
8 -	31.760	42.167	28.386	1:42.313 (3)	73.89	0.597	16:51:31.094
9 -	32.194	41.938	28.423	1:42.555	73.72	0.839	16:53:13.649

SPEEDFEST NORTH

Scottish MINI Cooper Cup

RACE 6 - SECTOR ANALYSIS



SECTOR 1 = FL to I1, SECTOR 2 = I1 to I2, SECTOR 3 = I2 to FL, DIFF = Difference To Personal Best Lap, P = Crossed Finish Line in Pit Lane, D = Time Disallowed

P5 271		James HITCHEN		Mini Cooper			
IDEAL LAP TIME : 1:41.956		BEST LAP TIME : 1:42.307		DIFFERENCE : 0.351			
LAP	SECTOR 1	SECTOR 2	SECTOR 3	LAP TIME	MPH	DIFF	TIME OF DAY
1 -		42.603	29.326	1:51.127	68.03	8.820	16:39:25.221
2 -	33.292	43.347	28.369	1:45.008	72.00	2.701	16:41:10.229
3 -	31.596	42.097	29.259	1:42.952 (2)	73.43	0.645	16:42:53.181
4 -	33.257	43.509	28.263	1:45.029	71.98	2.722	16:44:38.210
5 -	32.175	42.406	28.493	1:43.074 (3)	73.35	0.767	16:46:21.284
6 -	32.061	42.955	28.512	1:43.528	73.02	1.221	16:48:04.812
7 -	32.211	43.134	28.388	1:43.733	72.88	1.426	16:49:48.545
8 -	31.888	42.145	28.274	1:42.307 (1)	73.90		16:51:30.852
9 -	32.710	42.477	28.620	1:43.807	72.83	1.500	16:53:14.659

P6 47 N		Presley BARRETT		Mini Cooper			
IDEAL LAP TIME : 1:42.395		BEST LAP TIME : 1:42.552		DIFFERENCE : 0.157			
LAP	SECTOR 1	SECTOR 2	SECTOR 3	LAP TIME	MPH	DIFF	TIME OF DAY
1 -		43.313	28.373	1:51.567	67.76	9.015	16:39:25.661
2 -	32.946	43.459	29.466	1:45.871	71.41	3.319	16:41:11.532
3 -	32.761	42.625	28.343	1:43.729	72.88	1.177	16:42:55.261
4 -	31.785	43.221	28.757	1:43.763	72.86	1.211	16:44:39.024
5 -	31.875	42.555	29.628	1:44.058	72.65	1.506	16:46:23.082
6 -	32.582	42.580	28.426	1:43.588	72.98	1.036	16:48:06.670
7 -	32.038	42.879	28.529	1:43.446 (3)	73.08	0.894	16:49:50.116
8 -	32.019	42.510	28.432	1:42.961 (2)	73.43	0.409	16:51:33.077
9 -	31.942	42.396	28.214	1:42.552 (1)	73.72		16:53:15.629

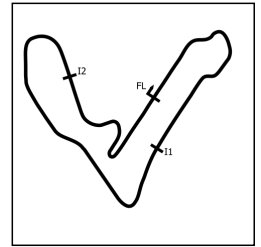
P7 59 N		Liam KELSO		Mini Cooper			
IDEAL LAP TIME : 1:42.174		BEST LAP TIME : 1:42.320		DIFFERENCE : 0.146			
LAP	SECTOR 1	SECTOR 2	SECTOR 3	LAP TIME	MPH	DIFF	TIME OF DAY
1 -		42.468	28.808	1:52.685	67.09	10.365	16:39:26.779
2 -	32.171	43.389	29.174	1:44.734	72.18	2.414	16:41:11.513
3 -	33.089	42.728	29.078	1:44.895	72.07	2.575	16:42:56.408
4 -	31.987	42.035	28.976	1:42.998 (3)	73.40	0.678	16:44:39.406
5 -	31.810	42.425	28.934	1:43.169	73.28	0.849	16:46:22.575
6 -	32.138	42.231	28.632	1:43.001	73.40	0.681	16:48:05.576
7 -	31.891	45.739	28.501	1:46.131	71.23	3.811	16:49:51.707
8 -	32.059	42.140	28.369	1:42.568 (2)	73.71	0.248	16:51:34.275
9 -	31.942	42.049	28.329	1:42.320 (1)	73.89		16:53:16.595

P8 25		Chad LITTLE		Mini Cooper			
IDEAL LAP TIME : 1:41.704		BEST LAP TIME : 1:41.967		DIFFERENCE : 0.263			
LAP	SECTOR 1	SECTOR 2	SECTOR 3	LAP TIME	MPH	DIFF	TIME OF DAY
1 -		43.792	28.433	1:51.305	67.92	9.338	16:39:25.399
2 -	32.883	43.307	28.110	1:44.300	72.48	2.333	16:41:09.699
3 -	31.647	42.334	29.524	1:43.505	73.04	1.538	16:42:53.204
4 -	32.092	42.442	37.982	1:52.516	67.19	10.549	16:44:45.720
5 -	33.140	42.286	28.147	1:43.573	72.99	1.606	16:46:29.293
6 -	31.891	42.265	28.085	1:42.241	73.94	0.274	16:48:11.534
7 -	31.918	42.334	27.940	1:42.192 (2)	73.98	0.225	16:49:53.726
8 -	31.863	42.122	28.218	1:42.203 (3)	73.97	0.236	16:51:35.929
9 -	31.744	42.117	28.106	1:41.967 (1)	74.14		16:53:17.896

SPEEDFEST NORTH

Scottish MINI Cooper Cup

RACE 6 - SECTOR ANALYSIS



SECTOR 1 = FL to I1, SECTOR 2 = I1 to I2, SECTOR 3 = I2 to FL, DIFF = Difference To Personal Best Lap, P = Crossed Finish Line in Pit Lane, D = Time Disallowed

P9 52		Michael WILLIAMS		Mini Cooper			
IDEAL LAP TIME : 1:42.288		BEST LAP TIME : 1:43.092		DIFFERENCE : 0.804			
LAP	SECTOR 1	SECTOR 2	SECTOR 3	LAP TIME	MPH	DIFF	TIME OF DAY
1 -		43.136	29.233	1:49.957	68.75	6.865	16:39:24.051
2 -	33.632	44.192	28.979	1:46.803	70.79	3.711	16:41:10.854
3 -	32.942	42.071	28.263	1:43.276 (2)	73.20	0.184	16:42:54.130
4 -	32.422	43.515	28.553	1:44.490	72.35	1.398	16:44:38.620
5 -	32.136	42.281	28.675	1:43.092 (1)	73.33		16:46:21.712
6 -	31.954	42.737	28.713	1:43.404 (3)	73.11	0.312	16:48:05.116
7 -	32.042	54.618	IN PIT	2:02.363 P	61.78	19.271	16:50:07.479
8 -	OUTLAP	43.266	29.946	2:59.295	42.16	1:16.203	16:53:06.774

P10 88		Barry HOLMES		Mini Cooper			
IDEAL LAP TIME : 1:43.298		BEST LAP TIME : 1:44.204		DIFFERENCE : 0.906			
LAP	SECTOR 1	SECTOR 2	SECTOR 3	LAP TIME	MPH	DIFF	TIME OF DAY
1 -		43.201	28.655	1:52.228 (3)	67.36	8.024	16:39:26.322
2 -	32.452	43.809	29.310	1:45.571 (2)	71.61	1.367	16:41:11.893
3 -	32.640	42.624	28.940	1:44.204 (1)	72.55		16:42:56.097
4 -	32.019	49.040	IN PIT	1:52.102 P	67.44	7.898	16:44:48.199
5 -	OUTLAP	47.621	31.470	2:44.803	45.87	1:00.599	16:47:33.002
6 -	35.659	47.664	31.871	1:55.194	65.63	10.990	16:49:28.196
7 -	35.839	49.438	33.407	1:58.684	63.70	14.480	16:51:26.880
8 -	46.818	49.655	32.305	2:08.778	58.71	24.574	16:53:35.658

P11 15 N		Campbell SCOTT		Mini Cooper			
IDEAL LAP TIME : 1:47.090		BEST LAP TIME : 1:47.435		DIFFERENCE : 0.345			
LAP	SECTOR 1	SECTOR 2	SECTOR 3	LAP TIME	MPH	DIFF	TIME OF DAY
1 -		44.980	30.207	1:56.950	64.64	9.515	16:39:31.044
2 -	33.789	44.782	29.858	1:48.429	69.72	0.994	16:41:19.473
3 -	33.832	44.543	29.356	1:47.731 (3)	70.18	0.296	16:43:07.204
4 -	33.741	44.345	29.349	1:47.435 (1)	70.37		16:44:54.639
5 -	33.713	44.675	29.096	1:47.484 (2)	70.34	0.049	16:46:42.123
6 -	33.649	44.826	29.295	1:47.770	70.15	0.335	16:48:29.893
7 -	33.793	48.754	33.947	1:56.494	64.90	9.059	16:50:26.387
8 -	38.564	53.555	IN PIT	2:03.385 P	61.27	15.950	16:52:29.772

SPEEDFEST NORTH

Scottish MINI Cooper Cup

RACE 6 - BEST SECTORS

POS	SECTOR 1		SECTOR 2		SECTOR 3		IDEAL / BEST COMPARISON						
	NO	TIME	NO	TIME	NO	TIME	POS	NO	NAME	IDEAL	BEST	DIFF	
										PERFECT LAP	1:41.209		
1	27	31.517	27	41.824	65	27.868	1	27	WIJETUNGA	1:41.410	1:41.716	0.306	
2	271	31.596	65	41.831	25	27.940	2	65	IRVINE	1:41.437	1:41.950	0.513	
3	25	31.647	59	42.035	17	27.998	3	25	LITTLE	1:41.704	1:41.967	0.263	
4	65	31.738	52	42.071	27	28.069	4	271	HITCHEN	1:41.956	1:42.307	0.351	
5	47	31.785	271	42.097	91	28.136	5	59	KELSO	1:42.174	1:42.320	0.146	
6	59	31.810	25	42.117	47	28.214	6	17	COCKBURN	1:42.222	1:42.333	0.111	
7	91	31.924	17	42.265	271	28.263	7	52	WILLIAMS	1:42.288	1:43.092	0.804	
8	52	31.954	47	42.396	52	28.263	8	47	BARRETT	1:42.395	1:42.552	0.157	
9	17	31.959	91	42.455	59	28.329	9	91	DALGLEISH	1:42.515	1:42.746	0.231	
10	88	32.019	88	42.624	88	28.655	10	88	HOLMES	1:43.298	1:44.204	0.906	
11	15	33.649	15	44.345	15	29.096	11	15	SCOTT	1:47.090	1:47.435	0.345	

SPEEDFEST NORTH

Scottish MINI Cooper Cup

RACE 6 - STATISTICS

Competitors Started 11
Planned Start 2026-05-02 @ 16:25:00.000
Actual Start 2026-05-02 @ 16:37:34.093
Finish Time 2026-05-02 @ 16:52:59.860
Track Length 2.1001mi.
Total Laps 96
Total Distance Covered 201.6165mi.

Session Fastest Lap History

NO	CL	NAME	LAP TIME	TIME OF DAY	LAP	VEHICLE
17		Chris COCKBURN	1:49.520	16:39:23.637	1	Mini Cooper
17		Chris COCKBURN	1:42.775	16:41:06.413	2	Mini Cooper
65		Jack IRVINE	1:42.059	16:41:06.850	2	Mini Cooper
65		Jack IRVINE	1:41.950	16:42:48.800	3	Mini Cooper
27		Martin WIJETUNGA	1:41.716	16:48:07.071	6	Mini Cooper

Session Leader History

NO	CL	NAME	FROM LAP	LAPS LED	DISTANCE	VEHICLE
17		Chris COCKBURN	1	2	4.20 miles	Mini Cooper
65		Jack IRVINE	3	7	14.70 miles	Mini Cooper

Flag History

TYPE	TIME OF DAY
GREEN	16:37:34.093
FINISH	16:52:59.860

Flag Statistics

TYPE	COUNT	TOTAL LAPS	TOTAL TIME
Green	1	9	16:13.131
Red	0	0	0.000
Safety Car	0	0	0.000
FCY	0	0	0.000

SPEEDFEST NORTH

Scottish MINI Cooper Cup

RACE 6 - STATISTICS

CLASS :

8 Starters

Fastest Lap History

NO	NAME	LAP TIME	TIME OF DAY	LAP	VEHICLE
17	Chris COCKBURN	1:49.520	16:39:23.637	1	Mini Cooper
17	Chris COCKBURN	1:42.775	16:41:06.413	2	Mini Cooper
65	Jack IRVINE	1:42.059	16:41:06.850	2	Mini Cooper
65	Jack IRVINE	1:41.950	16:42:48.800	3	Mini Cooper
27	Martin WIJETUNGA	1:41.716	16:48:07.071	6	Mini Cooper

Leader History

NO	NAME	FROM LAP	LAPS LED	DISTANCE	VEHICLE
17	Chris COCKBURN	1	2	4.20 miles	Mini Cooper
65	Jack IRVINE	3	7	14.70 miles	Mini Cooper

SPEEDFEST NORTH

Scottish MINI Cooper Cup

RACE 6 - STATISTICS

CLASS : N

3 Starters

Fastest Lap History

NO	NAME	LAP TIME	TIME OF DAY	LAP	VEHICLE
47	Presley BARRETT	1:51.567	16:39:25.675	1	Mini Cooper
59	Liam KELSO	1:44.734	16:41:11.522	2	Mini Cooper
47	Presley BARRETT	1:43.729	16:42:55.271	3	Mini Cooper
59	Liam KELSO	1:42.998	16:44:39.416	4	Mini Cooper
47	Presley BARRETT	1:42.961	16:51:33.091	8	Mini Cooper
59	Liam KELSO	1:42.568	16:51:34.285	8	Mini Cooper
47	Presley BARRETT	1:42.552	16:53:15.642	9	Mini Cooper
59	Liam KELSO	1:42.320	16:53:16.604	9	Mini Cooper


Leader History

NO	NAME	FROM LAP	LAPS LED	DISTANCE	VEHICLE
47	Presley BARRETT	1	1	2.10 miles	Mini Cooper
59	Liam KELSO	2	1	2.10 miles	Mini Cooper
47	Presley BARRETT	3	2	4.20 miles	Mini Cooper
59	Liam KELSO	5	2	4.20 miles	Mini Cooper
47	Presley BARRETT	7	3	6.30 miles	Mini Cooper

SPEEDFEST NORTH

Scottish MINI Cooper Cup

RACE 6 - GRID (15 minutes) - AMENDED

ROW 6	11	1:43.144	15 Campbell SCOTT				
ROW 5	9	1:42.302	59 Liam KELSO	10	1:42.147	88 Barry HOLMES	
ROW 4		1:42.110	7	271 James HITCHEN	8	1:42.115	47 Presley BARRETT
ROW 3	5	1:41.831	25 Chad LITTLE	6	1:42.000	27 Martin WIJETUNGA	
ROW 2		1:41.478	3	91 Robbie DALGLEISH	4	1:41.560	17 Chris COCKBURN
ROW 1	1	1:41.081	65 Jack IRVINE	2	1:41.186	52 Michael WILLIAMS	
Pole							
							

These results are provisional until the conclusion of any judicial and technical matters.

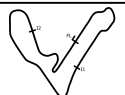
Croft: 2.1001 miles

Clerk Of Course:

Steve Burns

Timekeeper:

Eric Cowell



SPEEDFEST NORTH

Scottish MINI Cooper Cup

RACE 13 - CLASSIFICATION

Race Distance: 8 Laps / 16.80 miles

POS	NO	CL	PIC	NAME	ENTRY	LAPS	TIME	GAP	DIFF	MPH	BEST	ON	GRD	↑↓
1	271		1	James HITCHEN	Mini Cooper	8	16:14.553			62.06	1:52.237	8	4	3
2	25		2	Chad LITTLE	Mini Cooper	8	16:15.117	0.564	0.564	62.02	1:52.032	8	1	-1
3	65		3	Jack IRVINE	Mini Cooper	8	16:15.706	1.153	0.589	61.99	1:51.811	3	8	5
4	52		4	Michael WILLIAMS	Mini Cooper	8	16:17.059	2.506	1.353	61.90	1:52.284	8	9	5
5	59	N	1	Liam KELSO	Mini Cooper	8	16:26.954	12.401	9.895	61.28	1:56.212	4	2	-3
6	47	N	2	Presley BARRETT	Mini Cooper	8	16:27.693	13.140	0.739	61.23	1:54.559	3	3	-3
7	27		5	Martin WIJETUNGA	Mini Cooper	8	16:28.255	13.702	0.562	61.20	1:53.920	4	5	-2
8	91		6	Robbie DALGLEISH	Mini Cooper	8	16:29.131	14.578	0.876	61.14	1:52.006	4	6	-2
9	17		7	Chris COCKBURN	Mini Cooper	8	16:29.382	14.829	0.251	61.13	1:54.585	4	7	-2
10	88		8	Barry HOLMES	Mini Cooper	8	16:30.352	15.799	0.970	61.07	1:55.957	5	10	0
NOT CLASSIFIED														
DNF	15	N		Campbell SCOTT	Mini Cooper	4	8:39.122	4 Laps	4 Laps	58.25	1:58.074	4	11	
FASTEST LAP														
	65			Jack IRVINE	Mini Cooper	3	1:51.811			67.61 mph				108.82 kph
	47	N		Presley BARRETT	Mini Cooper	3	1:54.559			65.99 mph				106.21 kph

Weather / Track : Drizzle / Damp

These results are provisional until the conclusion of any judicial and technical matters.

Date: 03/05/2026 Start: 15:38 Finish: 15:54

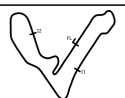
Croft: 2.1001 miles

Clerk Of Course:

Steve Burns

Timekeeper:

Eric Coucell



SPEEDFEST NORTH

Scottish MINI Cooper Cup

RACE 13 - CLASSIFICATION - AMENDED

Race Distance: 8 Laps / 16.80 miles

POS	NO	CL	PIC	NAME	ENTRY	LAPS	TIME	GAP	DIFF	MPH	BEST	ON	GRD	↑↓
1	271		1	James HITCHEN	Mini Cooper	8	16:14.553			62.06	1:52.237	8	4	3
2	65		2	Jack IRVINE	Mini Cooper	8	16:15.706	1.153	1.153	61.99	1:51.811	3	8	6
3	52		3	Michael WILLIAMS	Mini Cooper	8	16:17.059	2.506	1.353	61.90	1:52.284	8	9	6
4	25*		4	Chad LITTLE	Mini Cooper	8	16:25.117	10.564	8.058	61.39	1:52.032	8	1	-3
5	59	N	1	Liam KELSO	Mini Cooper	8	16:26.954	12.401	1.837	61.28	1:56.212	4	2	-3
6	47	N	2	Presley BARRETT	Mini Cooper	8	16:27.693	13.140	0.739	61.23	1:54.559	3	3	-3
7	27		5	Martin WIJETUNGA	Mini Cooper	8	16:28.255	13.702	0.562	61.20	1:53.920	4	5	-2
8	91		6	Robbie DALGLEISH	Mini Cooper	8	16:29.131	14.578	0.876	61.14	1:52.006	4	6	-2
9	17		7	Chris COCKBURN	Mini Cooper	8	16:29.382	14.829	0.251	61.13	1:54.585	4	7	-2
10	88		8	Barry HOLMES	Mini Cooper	8	16:30.352	15.799	0.970	61.07	1:55.957	5	10	0

NOT CLASSIFIED

DNF	15	N		Campbell SCOTT	Mini Cooper	4	8:39.122	4 Laps	4 Laps	58.25	1:58.074	4	11	
-----	----	---	--	----------------	-------------	---	----------	---------------	--------	-------	-----------------	---	----	--

FASTEST LAP

65				Jack IRVINE	Mini Cooper	3	1:51.811			67.61 mph			108.82 kph	
47	N			Presley BARRETT	Mini Cooper	3	1:54.559			65.99 mph			106.21 kph	

* Car 25 - 10 second time penalty applied - Clerk's decision refers

Weather / Track : Drizzle / Damp

These results are provisional until the conclusion of any judicial and technical matters.

Date: 03/05/2026 Start: 15:38 Finish: 15:54

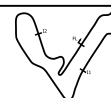
Croft: 2.1001 miles

Clerk Of Course:

Steve Burns

Timekeeper:

Eric Cowcill



SPEEDFEST NORTH

Scottish MINI Cooper Cup

RACE 13 - LAP CHART

LAP 1 @ 15:40:37.009			LAP 2 @ 15:42:32.017			LAP 3 @ 15:44:25.282			LAP 4 @ 15:46:18.450			LAP 5 @ 15:48:14.555		
NO	BEHIND	LAP TIME	NO	BEHIND	LAP TIME	NO	BEHIND	LAP TIME	NO	BEHIND	LAP TIME	NO	BEHIND	LAP TIME
25		2:02.047	25		1:55.008	25		1:53.265	25		1:53.168	271		1:54.592
271	0.951	2:02.998	271	0.785	1:54.842	271	0.779	1:53.259	91	0.309	1:52.006	25	1.654	1:57.759
91	4.000	2:06.047	91	1.856	1:52.864	91	1.471	1:52.880	271	1.513	1:53.902	65	3.262	1:54.295
47	4.017	2:06.064	47	4.347	1:55.338	52	4.922	1:53.185	52	4.533	1:52.779	52	4.824	1:56.396
52	4.604	2:06.651	52	5.002	1:55.406	47	5.641	1:54.559	65	5.072	1:51.813	91	7.744	2:03.540
65	9.449	2:11.496	65	7.881	1:53.440	65	6.427	1:51.811	47	7.126	1:54.653	47	8.733	1:57.712
59	9.728	2:11.775	59	12.792	1:58.072	59	16.970	1:57.443	27	19.759	1:53.920	27	18.738	1:55.084
88	10.254	2:12.301	88	14.610	1:59.364	88	18.396	1:57.051	59	20.014	1:56.212	59	20.385	1:56.476
15	14.902	2:16.949	27	18.097	1:56.787	27	19.007	1:54.175	88	21.497	1:56.269	88	21.349	1:55.957
27	16.318	2:18.365	17	31.891	1:55.691	17	35.138	1:56.512	17	36.555	1:54.585	17	38.206	1:57.756
17	31.208	2:33.255	15	34.852	2:14.958	15	50.728	2:09.141	15	55.634	1:58.074			

SPEEDFEST NORTH

Scottish MINI Cooper Cup

RACE 13 - LAP CHART

LAP 6 @ 15:51:04.648			LAP 7 @ 15:52:57.278			LAP 8 @ 15:54:49.515		
NO	BEHIND	LAP TIME	NO	BEHIND	LAP TIME	NO	BEHIND	LAP TIME
271		2:50.093	271		1:52.630	271		1:52.237
25	0.472	2:48.911	25	0.769	1:52.927	25	0.564	1:52.032
65	0.878	2:47.709	65	1.114	1:52.866	65	1.153	1:52.276
52	1.689	2:46.958	52	2.459	1:53.400	52	2.506	1:52.284
91	3.324	2:45.673	59	8.352	1:56.230	59	12.401	1:56.286
47	3.635	2:44.995	47	8.761	1:57.756	47	13.140	1:56.616
27	4.298	2:35.653	27	9.008	1:57.340	27	13.702	1:56.931
59	4.752	2:34.460	91	9.080	1:58.386	91	14.578	1:57.735
88	5.936	2:34.680	17	11.694	1:57.748	17	14.829	1:55.372
17	6.576	2:18.463	88	12.009	1:58.703	88	15.799	1:56.027

SPEEDFEST NORTH

Scottish MINI Cooper Cup

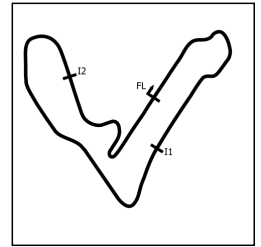
RACE 13 - POSITION CHART WITH INTERMEDIATES

No	Name	Lap		Intermediates																														
		Pos	L0 - Int1 M	L0 - Int2 M	L1 - Finish	L1 - Int1 M	L1 - Int2 M	L2 - Finish	L2 - Int1 M	L2 - Int2 M	L3 - Finish	L3 - Int1 M	L3 - Int2 M	L4 - Finish	L4 - Int1 M	L4 - Int2 M	L5 - Finish	L5 - Int1 M	L5 - Int2 M	L6 - Finish	L6 - Int1 M	L6 - Int2 M	L7 - Finish	L7 - Int1 M	L7 - Int2 M	L8 - Finish								
25	LITTLE	1	25	25	25	25	25	25	25	25	25	25	25	25	25	25	271	271	271	271	271	271	271	271	271	271	271	271	271	271	271	271	271	
59	KELSO	2	271	271	271	271	271	271	271	271	271	271	91	91	25	25	25	25	25	25	25	25	25	25	25	25	25	25	25	25	25	25	25	
47	BARRETT	3	47	47	91	91	91	91	91	91	91	91	271	271	52	65	65	65	65	65	65	65	65	65	65	65	65	65	65	65	65	65	65	65
271	HITCHEN	4	27	91	47	47	47	47	47	52	52	52	52	52	65	52	52	52	52	52	52	52	52	52	52	52	52	52	52	52	52	52	52	
27	WIJETUNGA	5	65	52	52	52	52	52	52	47	47	65	65	65	91	91	91	91	91	91	91	91	91	91	91	91	59	27	59	59	59	59	59	
91	DALGLEISH	6	17	88	65	65	65	65	65	65	65	65	47	47	47	47	47	47	47	47	47	47	47	47	47	47	47	47	47	47	47	47	47	47
17	COCKBURN	7	52	15	59	59	59	59	59	59	59	59	59	59	27	27	27	27	27	27	27	27	27	27	27	27	27	27	27	27	27	27	27	27
65	IRVINE	8	91	65	88	88	88	88	88	88	88	88	88	88	27	59	59	59	59	59	59	59	59	59	59	59	59	27	91	91	27	91	91	
52	WILLIAMS	9	88	59	15	27	27	27	27	27	27	27	27	27	88	88	88	88	88	88	88	88	88	88	88	88	88	88	88	88	88	88	88	88
88	HOLMES	10	15	27	27	15	17	17	17	17	17	17	17	17	17	17	17	17	17	17	17	17	17	17	17	17	17	17	17	17	17	17	17	17
15	SCOTT	11	59	17	17	17	15	15	15	15	15	15	15	15	15	15	15	15	15	15	15	15	15	15	15	15	15	15	15	15	15	15	15	15

SPEEDFEST NORTH

Scottish MINI Cooper Cup

RACE 13 - SECTOR ANALYSIS



SECTOR 1 = FL to I1, SECTOR 2 = I1 to I2, SECTOR 3 = I2 to FL, DIFF = Difference To Personal Best Lap, P = Crossed Finish Line in Pit Lane, D = Time Disallowed

P1 271		James HITCHEN		Mini Cooper			
IDEAL LAP TIME : 1:51.787		BEST LAP TIME : 1:52.237		DIFFERENCE : 0.450			
LAP	SECTOR 1	SECTOR 2	SECTOR 3	LAP TIME	MPH	DIFF	TIME OF DAY
1 -		49.343	31.566	2:02.998	61.46	10.761	15:40:37.960
2 -	35.829	47.848	31.165	1:54.842	65.83	2.605	15:42:32.802
3 -	35.188	47.155	30.916	1:53.259 (3)	66.75	1.022	15:44:26.061
4 -	34.796	47.931	31.175	1:53.902	66.37	1.665	15:46:19.963
5 -	34.470	46.980	33.142	1:54.592	65.97	2.355	15:48:14.555
6 -	56.844	1:15.998	37.251	2:50.093	44.44	57.856	15:51:04.648
7 -	34.963	46.722	30.945	1:52.630 (2)	67.12	0.393	15:52:57.278
8 -	34.920	46.489	30.828	1:52.237 (1)	67.36		15:54:49.515

P2 25		Chad LITTLE		Mini Cooper			
IDEAL LAP TIME : 1:52.032		BEST LAP TIME : 1:52.032		DIFFERENCE : 0.000			
LAP	SECTOR 1	SECTOR 2	SECTOR 3	LAP TIME	MPH	DIFF	TIME OF DAY
1 -		48.525	31.530	2:02.047	61.94	10.015	15:40:37.009
2 -	35.211	47.891	31.906	1:55.008	65.73	2.976	15:42:32.017
3 -	34.830	46.992	31.443	1:53.265	66.75	1.233	15:44:25.282
4 -	34.772	46.902	31.494	1:53.168 (3)	66.80	1.136	15:46:18.450
5 -	38.049	47.289	32.421	1:57.759	64.20	5.727	15:48:16.209
6 -	56.050	1:15.955	36.906	2:48.911	44.76	56.879	15:51:05.120
7 -	34.891	46.816	31.220	1:52.927 (2)	66.95	0.895	15:52:58.047
8 -	34.296	46.608	31.128	1:52.032 (1)	67.48		15:54:50.079

P3 65		Jack IRVINE		Mini Cooper			
IDEAL LAP TIME : 1:51.375		BEST LAP TIME : 1:51.811		DIFFERENCE : 0.436			
LAP	SECTOR 1	SECTOR 2	SECTOR 3	LAP TIME	MPH	DIFF	TIME OF DAY
1 -		54.291	32.883	2:11.496	57.49	19.685	15:40:46.458
2 -	34.963	47.171	31.306	1:53.440	66.64	1.629	15:42:39.898
3 -	34.150	46.801	30.860	1:51.811 (1)	67.61		15:44:31.709
4 -	34.324	46.869	30.620	1:51.813 (2)	67.61	0.002	15:46:23.522
5 -	34.223	47.610	32.462	1:54.295	66.15	2.484	15:48:17.817
6 -	55.185	1:15.882	36.642	2:47.709	45.08	55.898	15:51:05.526
7 -	34.775	46.943	31.148	1:52.866	66.98	1.055	15:52:58.392
8 -	34.469	46.605	31.202	1:52.276 (3)	67.33	0.465	15:54:50.668

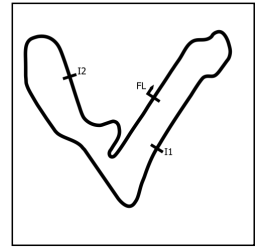
P4 52		Michael WILLIAMS		Mini Cooper			
IDEAL LAP TIME : 1:51.422		BEST LAP TIME : 1:52.284		DIFFERENCE : 0.862			
LAP	SECTOR 1	SECTOR 2	SECTOR 3	LAP TIME	MPH	DIFF	TIME OF DAY
1 -		49.780	31.860	2:06.651	59.69	14.367	15:40:41.613
2 -	36.073	47.450	31.883	1:55.406	65.51	3.122	15:42:37.019
3 -	34.863	46.813	31.509	1:53.185 (3)	66.79	0.901	15:44:30.204
4 -	34.843	46.086	31.850	1:52.779 (2)	67.03	0.495	15:46:22.983
5 -	34.157	48.414	33.825	1:56.396	64.95	4.112	15:48:19.379
6 -	54.292	1:16.664	36.002	2:46.958	45.28	54.674	15:51:06.337
7 -	34.709	47.219	31.472	1:53.400	66.67	1.116	15:52:59.737
8 -	34.343	46.762	31.179	1:52.284 (1)	67.33		15:54:52.021

P5 59 N		Liam KELSO		Mini Cooper			
IDEAL LAP TIME : 1:54.684		BEST LAP TIME : 1:56.212		DIFFERENCE : 1.528			
LAP	SECTOR 1	SECTOR 2	SECTOR 3	LAP TIME	MPH	DIFF	TIME OF DAY
1 -		50.754	32.952	2:11.775	57.37	15.563	15:40:46.737
2 -	36.536	49.802	31.734	1:58.072	64.03	1.860	15:42:44.809
3 -	36.301	49.118	32.024	1:57.443	64.37	1.231	15:44:42.252
4 -	36.163	47.719	32.330	1:56.212 (1)	65.05		15:46:38.464
5 -	35.635	47.912	32.929	1:56.476	64.91	0.264	15:48:34.940
6 -	42.664	1:16.181	35.615	2:34.460	48.94	38.248	15:51:09.400
7 -	35.437	48.937	31.856	1:56.230 (2)	65.04	0.018	15:53:05.630
8 -	35.378	49.321	31.587	1:56.286 (3)	65.01	0.074	15:55:01.916

SPEEDFEST NORTH

Scottish MINI Cooper Cup

RACE 13 - SECTOR ANALYSIS



SECTOR 1 = FL to I1, SECTOR 2 = I1 to I2, SECTOR 3 = I2 to FL, DIFF = Difference To Personal Best Lap, P = Crossed Finish Line in Pit Lane, D = Time Disallowed

P6 47 N		Presley BARRETT		Mini Cooper			
IDEAL LAP TIME : 1:53.770		BEST LAP TIME : 1:54.559		DIFFERENCE : 0.789			
LAP	SECTOR 1	SECTOR 2	SECTOR 3	LAP TIME	MPH	DIFF	TIME OF DAY
1 -		49.328	32.817	2:06.064	59.97	11.505	15:40:41.026
2 -	36.166	47.407	31.765	1:55.338 (3)	65.55	0.779	15:42:36.364
3 -	35.413	47.740	31.406	1:54.559 (1)	65.99		15:44:30.923
4 -	36.078	46.951	31.624	1:54.653 (2)	65.94	0.094	15:46:25.576
5 -	35.605	48.574	33.533	1:57.712	64.22	3.153	15:48:23.288
6 -	52.415	1:16.642	35.938	2:44.995	45.82	50.436	15:51:08.283
7 -	36.242	49.859	31.655	1:57.756	64.20	3.197	15:53:06.039
8 -	35.684	48.665	32.267	1:56.616	64.83	2.057	15:55:02.655

P7 27		Martin WIJETUNGA		Mini Cooper			
IDEAL LAP TIME : 1:52.025		BEST LAP TIME : 1:53.920		DIFFERENCE : 1.895			
LAP	SECTOR 1	SECTOR 2	SECTOR 3	LAP TIME	MPH	DIFF	TIME OF DAY
1 -		1:02.265	32.179	2:18.365	54.64	24.445	15:40:53.327
2 -	36.621	47.323	32.843	1:56.787	64.73	2.867	15:42:50.114
3 -	36.300	46.543	31.332	1:54.175 (2)	66.21	0.255	15:44:44.289
4 -	35.389	46.770	31.761	1:53.920 (1)	66.36		15:46:38.209
5 -	34.507	47.619	32.958	1:55.084 (3)	65.69	1.164	15:48:33.293
6 -	43.475	1:16.327	35.851	2:35.653	48.57	41.733	15:51:08.946
7 -	34.820	51.497	31.023	1:57.340	64.43	3.420	15:53:06.286
8 -	34.459	51.313	31.159	1:56.931	64.65	3.011	15:55:03.217

P8 91		Robbie DALGLEISH		Mini Cooper			
IDEAL LAP TIME : 1:51.822		BEST LAP TIME : 1:52.006		DIFFERENCE : 0.184			
LAP	SECTOR 1	SECTOR 2	SECTOR 3	LAP TIME	MPH	DIFF	TIME OF DAY
1 -		49.032	31.955	2:06.047	59.98	14.041	15:40:41.009
2 -	35.032	46.591	31.241	1:52.864 (2)	66.98	0.858	15:42:33.873
3 -	34.789	46.829	31.262	1:52.880 (3)	66.97	0.874	15:44:26.753
4 -	34.323	46.258	31.425	1:52.006 (1)	67.50		15:46:18.759
5 -	41.133	48.847	33.560	2:03.540	61.19	11.534	15:48:22.299
6 -	52.580	1:16.054	37.039	2:45.673	45.63	53.667	15:51:07.972
7 -	35.536	49.755	33.095	1:58.386	63.86	6.380	15:53:06.358
8 -	37.182	46.995	33.558	1:57.735	64.21	5.729	15:55:04.093

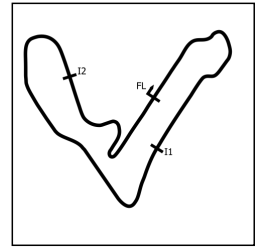
P9 17		Chris COCKBURN		Mini Cooper			
IDEAL LAP TIME : 1:54.557		BEST LAP TIME : 1:54.585		DIFFERENCE : 0.028			
LAP	SECTOR 1	SECTOR 2	SECTOR 3	LAP TIME	MPH	DIFF	TIME OF DAY
1 -		1:14.887	33.549	2:33.255	49.33	38.670	15:41:08.217
2 -	35.910	47.949	31.832	1:55.691 (3)	65.35	1.106	15:43:03.908
3 -	35.414	48.151	32.947	1:56.512	64.89	1.927	15:45:00.420
4 -	34.921	47.961	31.703	1:54.585 (1)	65.98		15:46:55.005
5 -	35.257	49.002	33.497	1:57.756	64.20	3.171	15:48:52.761
6 -	38.609	1:04.424	35.430	2:18.463	54.60	23.878	15:51:11.224
7 -	35.449	49.543	32.756	1:57.748	64.21	3.163	15:53:08.972
8 -	35.299	48.386	31.687	1:55.372 (2)	65.53	0.787	15:55:04.344

P10 88		Barry HOLMES		Mini Cooper			
IDEAL LAP TIME : 1:55.161		BEST LAP TIME : 1:55.957		DIFFERENCE : 0.796			
LAP	SECTOR 1	SECTOR 2	SECTOR 3	LAP TIME	MPH	DIFF	TIME OF DAY
1 -		51.602	34.567	2:12.301	57.14	16.344	15:40:47.263
2 -	37.388	49.894	32.082	1:59.364	63.34	3.407	15:42:46.627
3 -	36.364	48.966	31.721	1:57.051	64.59	1.094	15:44:43.678
4 -	35.984	48.426	31.859	1:56.269 (3)	65.02	0.312	15:46:39.947
5 -	35.479	48.107	32.371	1:55.957 (1)	65.20		15:48:35.904
6 -	42.906	1:16.052	35.722	2:34.680	48.87	38.723	15:51:10.584
7 -	35.800	49.607	33.296	1:58.703	63.69	2.746	15:53:09.287
8 -	35.945	48.507	31.575	1:56.027 (2)	65.16	0.070	15:55:05.314

SPEEDFEST NORTH

Scottish MINI Cooper Cup

RACE 13 - SECTOR ANALYSIS



SECTOR 1 = FL to I1, SECTOR 2 = I1 to I2, SECTOR 3 = I2 to FL, DIFF = Difference To Personal Best Lap, P = Crossed Finish Line in Pit Lane, D = Time Disallowed

P11 15 N		Campbell SCOTT		Mini Cooper			
IDEAL LAP TIME : 1:58.074		BEST LAP TIME : 1:58.074		DIFFERENCE : 0.000			
LAP	SECTOR 1	SECTOR 2	SECTOR 3	LAP TIME	MPH	DIFF	TIME OF DAY
1 -		51.442	38.738	2:16.949	55.20	18.875	15:40:51.911
2 -	38.893	1:03.233	32.832	2:14.958 (3)	56.02	16.884	15:43:06.869
3 -	44.725	49.545	34.871	2:09.141 (2)	58.54	11.067	15:45:16.010
4 -	36.366	48.886	32.822	1:58.074 (1)	64.03		15:47:14.084

SPEEDFEST NORTH

Scottish MINI Cooper Cup

RACE 13 - BEST SECTORS

SECTOR 1			SECTOR 2		SECTOR 3		IDEAL / BEST COMPARISON					
POS	NO	TIME	NO	TIME	NO	TIME	POS	NO	NAME	IDEAL	BEST	DIFF
1	65	34.150	52	46.086	65	30.620	1	65	IRVINE	PERFECT LAP 1:50.856	1:51.811	0.436
2	52	34.157	91	46.258	271	30.828	2	52	WILLIAMS	1:51.422	1:52.284	0.862
3	25	34.296	271	46.489	27	31.023	3	271	HITCHEN	1:51.787	1:52.237	0.450
4	91	34.323	27	46.543	25	31.128	4	91	DALGLEISH	1:51.822	1:52.006	0.184
5	27	34.459	65	46.605	52	31.179	5	27	WIJETUNGA	1:52.025	1:53.920	1.895
6	271	34.470	25	46.608	91	31.241	6	25	LITTLE	1:52.032	1:52.032	0.000
7	17	34.921	47	46.951	47	31.406	7	47	BARRETT	1:53.770	1:54.559	0.789
8	59	35.378	59	47.719	88	31.575	8	17	COCKBURN	1:54.557	1:54.585	0.028
9	47	35.413	17	47.949	59	31.587	9	59	KELSO	1:54.684	1:56.212	1.528
10	88	35.479	88	48.107	17	31.687	10	88	HOLMES	1:55.161	1:55.957	0.796
11	15	36.366	15	48.886	15	32.822	11	15	SCOTT	1:58.074	1:58.074	0.000

SPEEDFEST NORTH

Scottish MINI Cooper Cup

RACE 13 - STATISTICS

Competitors Started 11
Planned Start 2026-05-03 @ 14:55:00.000
Actual Start 2026-05-03 @ 15:38:34.961
Finish Time 2026-05-03 @ 15:54:47.309
Track Length 2.1001mi.
Total Laps 84
Total Distance Covered 176.4144mi.

Session Fastest Lap History

NO	CL	NAME	LAP TIME	TIME OF DAY	LAP	VEHICLE
25		Chad LITTLE	2:02.047	15:40:37.022	1	Mini Cooper
25		Chad LITTLE	1:55.008	15:42:32.030	2	Mini Cooper
271		James HITCHEN	1:54.842	15:42:32.811	2	Mini Cooper
91		Robbie DALGLEISH	1:52.864	15:42:33.888	2	Mini Cooper
65		Jack IRVINE	1:51.811	15:44:31.719	3	Mini Cooper

Session Leader History

NO	CL	NAME	FROM LAP	LAPS LED	DISTANCE	VEHICLE
25		Chad LITTLE	1	4	8.40 miles	Mini Cooper
271		James HITCHEN	5	4	8.40 miles	Mini Cooper

Flag History

TYPE	TIME OF DAY
GREEN	15:38:34.961
SAFETY	15:47:53.144
GREEN	15:51:02.658
FINISH	15:54:47.309

Flag Statistics

TYPE	COUNT	TOTAL LAPS	TOTAL TIME
Green	2	7	13:38.012
Red	0	0	0.000
Safety Car	1	1	3:09.513
FCY	0	0	0.000

SPEEDFEST NORTH

Scottish MINI Cooper Cup

RACE 13 - STATISTICS

CLASS :

8 Starters

Fastest Lap History

NO	NAME	LAP TIME	TIME OF DAY	LAP	VEHICLE
25	Chad LITTLE	2:02.047	15:40:37.022	1	Mini Cooper
25	Chad LITTLE	1:55.008	15:42:32.030	2	Mini Cooper
271	James HITCHEN	1:54.842	15:42:32.811	2	Mini Cooper
91	Robbie DALGLEISH	1:52.864	15:42:33.888	2	Mini Cooper
65	Jack IRVINE	1:51.811	15:44:31.719	3	Mini Cooper

Leader History

NO	NAME	FROM LAP	LAPS LED	DISTANCE	VEHICLE
25	Chad LITTLE	1	4	8.40 miles	Mini Cooper
271	James HITCHEN	5	4	8.40 miles	Mini Cooper

SPEEDFEST NORTH

Scottish MINI Cooper Cup

RACE 13 - STATISTICS

CLASS : N

3 Starters

Fastest Lap History

NO	NAME	LAP TIME	TIME OF DAY	LAP	VEHICLE
47	Presley BARRETT	2:06.064	15:40:41.026	1	Mini Cooper
47	Presley BARRETT	1:55.338	15:42:36.376	2	Mini Cooper
47	Presley BARRETT	1:54.559	15:44:30.936	3	Mini Cooper

Leader History

NO	NAME	FROM LAP	LAPS LED	DISTANCE	VEHICLE
47	Presley BARRETT	1	6	12.60 miles	Mini Cooper
59	Liam KELSO	7	2	4.20 miles	Mini Cooper