

18th/19th April 2026

Knockhill

Reverse direction



S.M.A.R.T.

Scottish Motorsports Automatic Race Timing

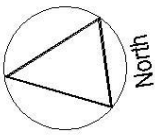
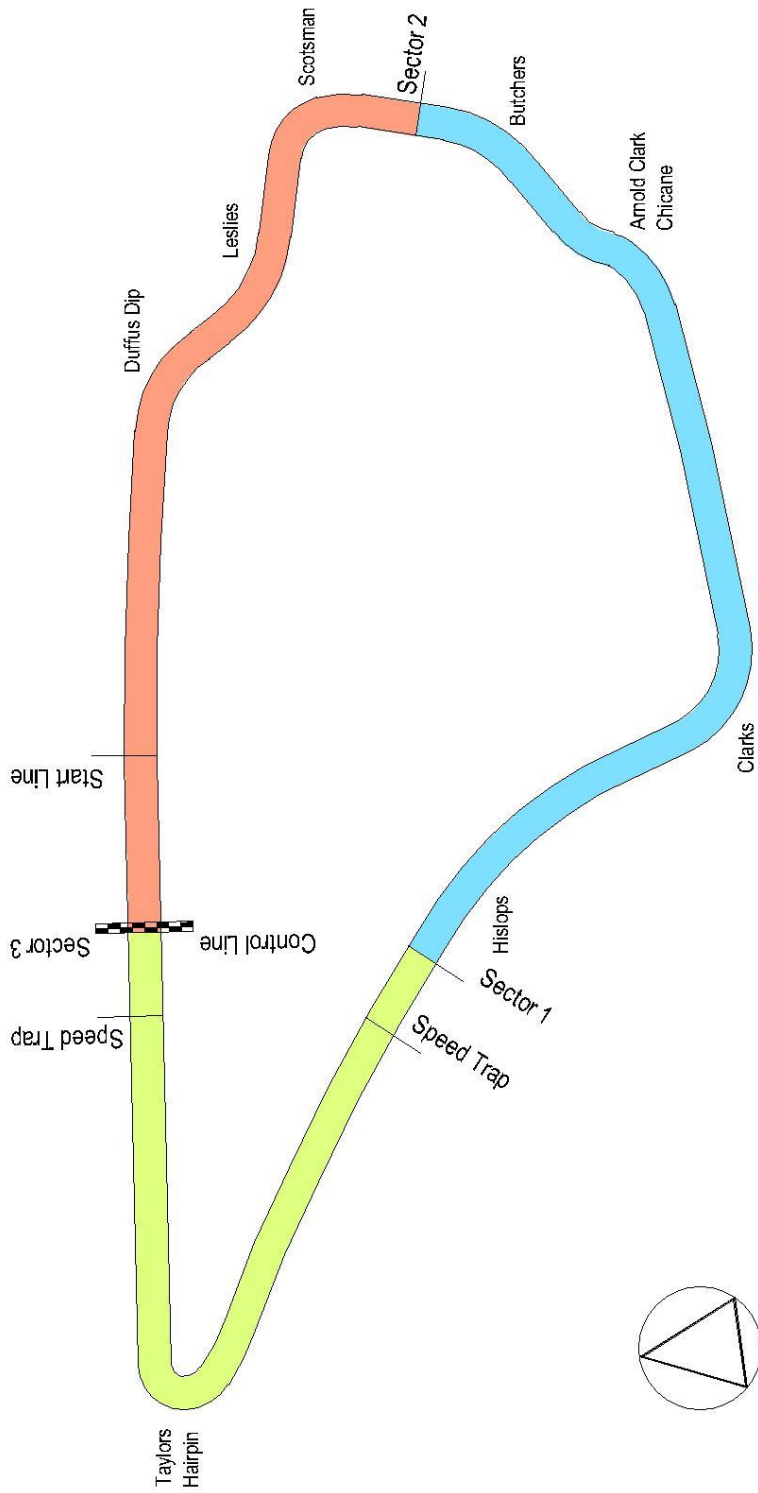

Ravenslea, Melrose Road, Galashiels, TD1 2AT

Telephone : 01896 – 752447

Scottish Motorsports Automatic Race Timing

Circuit layout

Knockhill – Anti Clockwise



Sector	Length
Sector 1	0.334 Mile
Sector 2	0.503 Mile
Sector 3	0.433 Mile



Bulletin No. _____

KMSC/SMRC Race meeting - AC

Sorted on best lap time

Scottish Modsports Race Championship

Knockhill AC 1.271 miles

Free Practice

18/04/2026 09:30

Practice (10:00 Time) started at 9:30:12

Pos	No.	Name	Make/Model	CC	Class	Laps	Best Tm	Diff	Best Speed	2nd Best
1	9	Ron CUMMING	Nemesis Kit Car	2200	A2	6	1:00.647		75.464	1:01.435
2	1	Adam MORRISON	Mini Cooper S	2000	D	6	1:01.675	1.028	74.206	1:01.918
3	26	Michael BARRON	Honda Civic	2400	D	6	1:02.657	2.010	73.043	1:03.629
4	37	David ROBB	Audi TT	2000	D	5	1:05.929	5.282	69.418	1:06.969
5	21	Louise STRACHAN	Mini Cooper S	1600S	D	5	1:09.728	9.081	65.636	1:11.566
6	14	Michael IMRIE	Mini R50 Cooper	1600	G	5	1:10.128	9.481	65.262	1:10.539
7	91	Craig HOUSTON	Lotus Eclat	2948	D	5	1:10.518	9.871	64.901	1:11.296
8	55	Fiona KINDNESS	Subaru Impreza Type F	2350	B	4	1:11.163	10.516	64.313	1:12.807
9	221	James STRACHAN	Ford Fiesta	2000	D	5	1:12.695	12.048	62.957	1:13.411
10	63	Stuart THOMSON	Seat Leon Cupra	2000	E	3	1:13.041	12.394	62.659	1:13.138
11	96	Murray DOUGLAS	Mini Cooper S	1600S	C	2	1:18.139	17.492	58.571	1:18.238
12	11	Ally CHALMERS	Mini Cooper	1600	G	2	1:18.375	17.728	58.395	1:21.422
13	69	Andrew PATERSON	BMW 318iS	1923	E	5	1:18.375	17.728	58.395	1:21.846
14	155	Adam KINDNESS	Mini Cooper S R53	1600S	D	3	1:22.072	21.425	55.764	1:42.362

Clerk of the Course

Sig : Time :
Chief Timekeeper : Ian Sharp (SMART Timing)

Results available at www.smart-timing.co.uk and www.speed

Printed: 18/04/2026 10:04:12



RACE WITH RESPECT



Orbits



KMSC/SMRC Race meeting - AC

Scottish Modsports Race Championship

Knockhill AC 1.271 miles

Free Practice

18/04/2026 09:30

Practice (10:00 Time) started at 9:30:12

Lap	Time of Day	Lap Tm	S1	S2	S3	S1Spd	SFSpd
(9) Ron CUMMING							
1	9:32:36.549	1:06.665	19.373	25.631	21.661	97.4	120.7
2	9:33:42.930	1:06.381	18.200	24.937	23.244	104.7	122.2
3	9:34:54.692	1:11.762	22.275	27.687	21.800	74.1	94.1
4	9:35:56.500	1:01.808	17.333	24.181	20.294	108.1	123.8
5	9:36:57.147	1:00.647	17.119	23.366	20.162	111.8	130.6
6	9:37:58.582	1:01.435	17.934	23.385	20.116	109.3	119.8

(1) Adam MORRISON							
1	9:32:39.938	1:03.259	18.364	24.109	20.786	97.0	109.5
2	9:33:43.602	1:03.664	17.673	24.902	21.089	0.0	109.5
3	9:34:49.888	1:06.286	19.651	25.757	20.878	0.0	108.9
4	9:35:51.806	1:01.918	17.274	24.346	20.298	67107.6	108.6
5	9:36:55.474	1:03.668	16.862	24.470	22.336		110.6
6	9:37:57.149	1:01.675	17.232	24.018	20.425	67107.6	107.2

(26) Michael BARRON							
1	9:33:06.731	1:08.154	19.379	26.940	21.835	95.6	83.4
2	9:34:12.552	1:05.821	18.514	25.814	21.493	97.3	111.8
3	9:35:22.186	1:09.634	18.619	28.063	22.952	85.4	113.0
4	9:36:25.815	1:03.629	17.221	25.388	21.020	67107.6	107.9
5	9:37:30.424	1:04.609	17.411	24.552	22.646	98.3	113.4
6	9:38:33.081	1:02.657	17.636	23.999	21.022	97.3	110.4

(37) David ROBB							
1	9:32:42.215	1:06.969	19.085	25.949	21.935	89.6	107.2
2	9:33:48.144	1:05.929	18.491	25.136	22.302	98.0	113.0
3	9:34:59.566	1:11.422	19.050	27.662	24.710	87.7	107.7
4	9:36:09.418	1:09.852	19.821	26.292	23.739	88.4	100.8
5	9:37:18.704	1:09.286	19.331	26.132	23.823	88.5	95.7

(21) Louise STRACHAN							
1	9:33:41.884	1:22.475	23.541	31.123	27.811	72.5	74.7
2	9:35:07.800	1:25.916	22.693	37.728	25.495	78.7	81.7
3	9:36:21.842	1:14.042	19.750	28.407	25.885	73.9	101.8
4	9:37:31.570	1:09.728	19.370	26.005	24.353	87.2	93.5
5	9:38:43.136	1:11.566	22.249	25.226	24.091	86.4	80.4

(14) Michael IMRIE							
1	9:33:21.105	1:17.196	21.622	28.037	27.537	77.0	86.3
2	9:34:33.189	1:12.084	21.423	26.583	24.078	76.8	85.7
3	9:35:43.728	1:10.539	19.751	26.816	23.972	33553.1	89.4
4	9:36:57.292	1:13.564	19.255	29.470	24.839		91.3
5	9:38:07.420	1:10.128	19.836	26.777	23.515	0.9	91.4

(91) Craig HOUSTON							
1	9:33:14.018	1:13.645	21.456	28.050	24.139	82.0	87.2
2	9:34:25.314	1:11.296	20.272	27.209	23.815	87.8	105.5
3	9:35:37.299	1:11.985	20.462	27.403	24.120	89.5	103.1
4	9:36:55.507	1:18.208	20.435	33.668	24.105	90.1	102.1
5	9:38:06.025	1:10.518	20.465	26.700	23.353	90.6	100.2

(55) Fiona KINDNESS							
1	9:33:39.935	1:15.862	21.064	29.677	25.121	80.0	89.0
2	9:34:53.829	1:13.894	20.754	29.027	24.113	81.3	95.9
3	9:36:06.636	1:12.807	20.701	27.979	24.127	81.6	96.7
4	9:37:17.799	1:11.163	19.373	28.296	23.494		99.6

(221) James STRACHAN							
1	9:33:41.113	1:20.573	23.875	31.364	25.334		77.4
2	9:34:55.818	1:14.705	21.463	29.308	23.934	87.6	94.7
3	9:36:09.229	1:13.411	21.663	27.582	24.166		94.4
4	9:37:21.924	1:12.695	21.350	27.764	23.581		68.5
5	9:38:35.861	1:13.937	20.860	27.616	25.461	90.7	99.1

(63) Stuart THOMSON							
1	9:32:56.396	1:13.138	20.428	29.059	23.651	75.8	104.7
2	9:34:09.437	1:13.041	20.220	28.650	24.171	75.4	101.4
3	9:35:22.899	1:13.462	20.810	28.479	24.173	77.9	99.3

(96) Murray DOUGLAS							
1	9:33:42.529	1:18.139	22.874	30.375	24.890	72.5	78.6
2	9:35:00.767	1:18.238	21.808	29.938	26.492	76.3	83.9

Clerk of the Course

Sig : Time :
 Chief Timekeeper : Ian Sharp (SMART Timing)
 Results available at www.smart-timing.co.uk and www.speed
 Printed: 18/04/2026 10:04:54



Orbits

KMSC/SMRC Race meeting - AC
Sorted on best lap time
Scottish Legends Cars Championship
Knockhill AC 1.271 miles
Familiarisation
18/04/2026 09:45
Practice (10:00 Time) started at 9:45:41

Pos	No.	Name	Make/Model	CC	Class	Laps	Best Tm	Diff	Best Speed	2nd Best
1	1	Ben MASON	Ford Coupe	847	SC	7	1:06.212		69.122	1:07.037
2	94	Angus SCRIVENER	Legend 34 Coupe	899	SCR	8	1:06.455	0.243	68.869	1:06.862
3	24	Matthew PAPE	Legend 34 Coupe	950	SC	9	1:06.481	0.269	68.842	1:06.531
4	77	Michael WEDDELL	Legend Coupe	890	SC	9	1:06.904	0.692	68.407	1:07.005
5	35	Neil SHENTON	Legend 34 Coupe	890	SC	9	1:06.918	0.706	68.392	1:08.419
6	97	Jamie BLAKE	Legend Coupe	890	SC	8	1:06.947	0.735	68.363	1:07.442
7	68	Nick BRIDGEMAN	Legend 34 Coupe	1250	SC	9	1:07.255	1.043	68.050	1:07.741
8	85	Mark BEATY	Legend 34 Coupe	890	SC	7	1:07.430	1.218	67.873	1:07.839
9	95	Maxim POPELYUSHKO	Legend Coupe	847	SC	8	1:07.582	1.370	67.720	1:08.852
10	6	Gary ATKINSON	Ford Coupe	890	SC	8	1:07.660	1.448	67.642	1:08.076
11	2	David ALLAN	34 Coupe	890	SC	9	1:07.686	1.474	67.616	1:07.960
12	51	Murray SCOTT	Legend Coupe	950	SC	5	1:07.793	1.581	67.510	1:09.609
13	305	Carlos PEREZ	Ford Coupe	890	SC	7	1:08.555	2.343	66.759	1:08.643
14	14	Daniel CLARK	Legend Coupe	890	SC	3	1:08.654	2.442	66.663	1:09.407
15	27	Grant HUNTER	Legend Coupe	890	SC	5	1:09.032	2.820	66.298	1:10.090
16	13	Scott SMITH	Legends Sedan	1250	KC	2	1:09.089	2.877	66.243	1:11.152
17	55	Stuart McANDREW	Legend Coupe	1250	SC	8	1:09.158	2.946	66.177	1:10.154
18	9	Colin ATKINSON	Ford Coupe	899	SC	7	1:09.364	3.152	65.981	1:09.395
19	22	Chris DEWEY	Legend Coupe	1250	SC	3	1:09.499	3.287	65.852	2:24.497
20	44	Harry IRVINE	Legend 37 Sedan	1250	KCR LT	5	1:10.133	3.921	65.257	1:10.614
21	555	Ewan ROBERTSON	Legend Coupe	900	SC	7	1:10.310	4.098	65.093	1:10.526
22	48	Declan BURKE	Legend Coupe	1250	SC	7	1:10.498	4.286	64.919	1:11.343
23	12	Colin REID	Ford Coupe	890	KCR	7	1:10.551	4.339	64.871	1:10.673
24	333	Bill READ	Legend Coupe	890	SC	8	1:11.313	5.101	64.177	1:12.205
25	43	Aiden McANDREW-DOWEN	Legend 37 Sedan	1250	LT	8	1:11.395	5.183	64.104	1:11.673
26	17	Ronald WILKINSON	Legend Coupe	1250	SC	2	1:12.027	5.815	63.541	2:26.373
27	733	Keith ATKINSON	Legend Coupe	1250	SC	5	1:12.554	6.342	63.080	1:13.045
28	7	Christopher WALLACE	Ford Coupe	1250	KC	5	1:12.953	6.741	62.735	1:13.166
29	236	Darryl LAWS	Legend Coupe	890	SC	7	1:13.071	6.859	62.633	1:13.711
30	66	Alastair CALDERWOOD	Legend Sedan	900	SC	4	1:13.864	7.652	61.961	1:15.510
31	86	Jon CRITCHLOW	Legend Coupe	1250	SC	2	1:14.379	8.167	61.532	3:33.179
32	15	Elby CLARK	Legend Coupe	890	SC	3	1:14.752	8.540	61.225	1:14.893
33	127	Phil ROWLANDS	Legend Coupe	890	SC	3	1:14.821	8.609	61.168	1:15.892
34	5	Richard DUNBAR	Ford Coupe	1250	KCR	2	1:21.482	15.270	56.168	1:32.909

Announcements

Car No's 13, 17, 22 & 86 - No working transponders - Please fix before first Race

Clerk of the Course

 Sig : Time :
 Chief Timekeeper : Ian Sharp (SMART Timing)

 Results available at www.smart-timing.co.uk and www.speed

Printed: 18/04/2026 10:02:13



Orbits



KMSC/SMRC Race meeting - AC

Scottish Legends Cars Championship

Knockhill AC 1.271 miles

Familiarisation

18/04/2026 09:45

Practice (10:00 Time) started at 9:45:41

Lap	Time of Day	Lap Tm	S1	S2	S3	S1Spd	SFSpd
(1) Ben MASON							
1	9:47:07.272	1:11.747	21.467	26.756	23.524	67107.1	39.1
2	9:48:14.309	1:07.037	18.527	25.567	22.943		100.2
3	9:49:20.521	1:06.212	18.559	25.353	22.300	16776.9	101.4
4	9:50:27.771	1:07.250	19.105	25.748	22.397	67107.6	105.5
5	9:51:36.236	1:08.465	18.365	26.256	23.844		104.7
6	9:52:43.679	1:07.443	18.601	26.134	22.708	11184.6	104.4
7	9:53:52.250	1:08.571	18.265	27.405	22.901	8388.5	105.3

(94) Angus SCRIVENER							
1	9:48:35.035	1:15.178	24.920	26.553	23.705	87.8	33.8
2	9:49:45.790	1:10.755	19.523	27.340	23.892	89.7	102.6
3	9:50:54.686	1:08.896	19.262	25.383	24.251	93.2	102.3
4	9:52:02.748	1:08.062	19.577	25.334	23.151	92.6	99.4
5	9:53:09.610	1:06.862	18.978	25.016	22.868	92.6	101.1
6	9:54:17.709	1:08.099	19.455	25.802	22.842	92.2	103.1
7	9:55:24.164	1:06.455	18.971	24.937	22.547	92.8	102.1
8	9:56:31.221	1:07.057	18.956	24.792	23.309	92.9	103.9

(24) Matthew PAPE							
1	9:47:19.679	1:15.289	22.415	26.597	26.277	93.2	36.2
2	9:48:26.816	1:07.137	19.242	25.209	22.686	93.3	98.4
3	9:49:33.742	1:06.926	19.057	25.310	22.559	96.1	105.2
4	9:50:41.161	1:07.419	19.122	25.418	22.879	95.5	109.3
5	9:51:50.111	1:08.950	19.390	26.249	23.311	89.2	103.7
6	9:52:56.592	1:06.481	19.250	24.676	22.555	93.7	104.0
7	9:54:06.844	1:10.252	19.106	26.328	24.818	94.0	106.7
8	9:55:14.160	1:07.316	18.878	25.113	23.325	94.8	104.7
9	9:56:20.691	1:06.531	19.120	25.002	22.409	92.8	103.9

(77) Michael WEDDELL							
1	9:47:30.662	1:15.451	22.982	26.735	25.734	91.1	37.0
2	9:48:50.508	1:19.846	24.666	31.286	23.894	66.2	69.5
3	9:50:01.968	1:11.460	19.062	27.528	24.870	92.9	102.1
4	9:51:09.441	1:07.473	19.219	25.681	22.573	92.3	101.2
5	9:52:17.285	1:07.844	19.077	25.770	22.997	93.9	103.9
6	9:53:24.189	1:06.904	19.062	25.035	22.807	93.1	101.5
7	9:54:31.275	1:07.086	18.960	25.480	22.646	94.9	104.0
8	9:55:38.802	1:07.527	19.064	25.046	23.417	92.8	103.6
9	9:56:45.807	1:07.005	19.183	25.125	22.697	93.1	101.7

(35) Neil SHENTON							
1	9:47:29.689	1:18.842	24.070	28.927	25.845	0.0	33.4
2	9:48:40.902	1:11.213	19.921	27.245	24.047	67107.6	94.4
3	9:49:49.874	1:08.972	18.951	26.748	23.273	0.0	97.5
4	9:50:59.883	1:10.009	18.697	27.077	24.235		102.5
5	9:52:09.246	1:09.363	18.502	26.773	24.088	1.0	100.9
6	9:53:17.665	1:08.419	18.861	26.448	23.110	1.0	104.4
7	9:54:24.583	1:06.918	17.969	26.040	22.909	1.0	100.9
8	9:55:33.113	1:08.530	18.673	26.314	23.543	33553.8	103.7
9	9:56:41.989	1:08.876	18.049	26.366	24.461	33553.8	100.2

(97) Jamie BLAKE							
1	9:47:43.811	1:14.802	23.120	28.110	23.572	90.9	37.3
2	9:48:53.355	1:09.544	19.928	26.009	23.607	93.1	102.0
3	9:50:02.742	1:09.387	19.081	25.603	24.703	93.1	103.1
4	9:51:10.184	1:07.442	19.373	25.229	22.840	94.0	102.9
5	9:52:19.583	1:09.399	19.214	26.658	23.527	91.3	105.3
6	9:53:26.530	1:06.947	19.362	24.924	22.661	93.2	102.3
7	9:54:34.157	1:07.627	18.933	25.269	23.425	92.9	104.4
8	9:55:43.444	1:09.287	19.055	25.150	25.082	93.7	102.8

(68) Nick BRIDGEMAN							
1	9:47:15.736	1:25.379	21.687	27.174	36.518		39.3
2	9:48:24.732	1:08.996	19.014	26.639	23.343	0.0	92.8
3	9:49:32.473	1:07.741	18.518	26.052	23.171	67107.6	100.9
4	9:50:40.487	1:08.014	18.722	26.383	22.909	67107.6	102.3
5	9:51:51.039	1:10.552	19.070	27.686	23.796		103.2
6	9:52:58.294	1:07.255	18.585	26.134	22.536	67107.6	101.7
7	9:54:07.115	1:08.821	18.637	26.539	23.645	67107.6	106.7
8	9:55:16.062	1:08.947	18.780	26.679	23.488	0.0	103.2
9	9:56:23.850	1:07.788	19.060	26.173	22.555	67107.6	101.4

Lap	Time of Day	Lap Tm	S1	S2	S3	S1Spd	SFSpd
(85) Mark BEATY							
1	9:49:33.664	1:09.742	21.764	24.933	23.045	91.7	39.4
2	9:50:41.094	1:07.430	18.909	25.399	23.122	93.7	103.1
3	9:51:50.157	1:09.063	19.275	26.018	23.770	90.3	104.4
4	9:52:57.996	1:07.839	19.209	25.649	22.981	89.8	101.5
5	9:54:06.928	1:08.932	18.876	25.604	24.452	92.4	102.8
6	9:55:15.843	1:08.915	19.244	25.782	23.889	94.3	103.2
7	9:56:23.821	1:07.978	19.372	25.362	23.244	91.2	105.8

(95) Maxim POPELYUSHKO							
1	9:47:10.603	1:13.492	21.815	27.511	24.166	67107.1	38.3
2	9:48:19.678	1:09.075	18.838	26.721	23.516		100.9
3	9:49:30.146	1:10.468	18.840	27.925	23.703	33553.8	101.8
4	9:50:39.075	1:08.929	19.047	26.403	23.479	16776.9	103.1
5	9:51:47.927	1:08.852	19.065	26.345	23.442	33553.8	102.5
6	9:52:55.509	1:07.582	18.549	26.495	22.538	16776.9	102.5
7	9:54:04.966	1:09.457	18.563	27.208	23.686	16776.9	105.0
8	9:55:15.684	1:10.718	18.619	27.812	24.287	33553.8	103.4

(6) Gary ATKINSON							
1	9:47:51.863	1:15.644	23.287	27.874	24.483	87.8	34.8
2	9:49:02.272	1:10.409	20.127	26.903	23.379	92.4	93.5
3	9:50:11.770	1:09.498	19.863	26.762	22.873	91.6	104.5
4	9:51:20.568	1:08.798	19.511	26.067	23.220	92.8	105.8
5	9:52:29.219	1:08.651	19.108	26.286	23.257	93.1	106.2
6	9:53:37.295	1:08.076	18.951	25.679	23.446	93.2	102.3
7	9:54:46.285	1:08.990	19.293	26.757	22.940	92.6	105.5
8	9:55:53.945	1:07.660	18.937	25.516	23.207	92.3	102.1

(2) David ALLAN							
1	9:47:00.482	1:12.538	22.340	26.687	23.511	90.7	42.7
2	9:48:08.442	1:07.960	19.341	25.729	22.890	92.6	101.7
3	9:49:18.146	1:09.704	19.328	27.484	22.892	93.5	101.7
4	9:50:26.321	1:08.175	19.677	25.477	23.021	92.4	102.1
5	9:51:35.197	1:08.876	19.468	25.946	23.462	92.4	104.4
6	9:52:43.632	1:08.435	19.739	25.780	22.916	91.3	103.7
7	9:53:51.318	1:07.686	19.069	25.823	22.794	94.7	102.6
8	9:55:00.729	1:09.411	19.439	25.965	24.007	92.2	103.2
9	9:56:11.002	1:10.273	19.477	26.899	23.897	93.7	103.4

(51) Murray SCOTT							
1	9:52:09.040	1:15.380	22.762	28.356	24.262	89.0	38.9
2	9:53:19.700	1:10.660	20.130	26.555	23.975	90.7	100.8
3	9:54:29.309	1:09.609	19.748	26.272	23.589	90.0	99.7
4	9:55:38.998	1:09.689	19.611	25.707	24.371	90.9	100.6
5	9:56:46.791	1:07.793	19.226	25.503	23.064	93.6	102.6

(305) Carlos PEREZ							
1	9:49:10.767	1:16.430	25.011	27.512	23.907	82.7	30.7
2	9:50:20.227	1:09.460	19.743	25.919	23.798	90.6	103.4
3	9:51:35.404	1:15.177	19.711	30.215	25.251	89.7	103.9
4	9:52:45.768	1:10.364	20.590	26.381	23.393	84.7	98.8
5	9:53:54.605	1:08.837	19.				



KMSC/SMRC Race meeting - AC

Scottish Legends Cars Championship

Knockhill AC 1.271 miles

Familiarisation

18/04/2026 09:45

Practice (10:00 Time) started at 9:45:41

Lap	Time of Day	Lap Tm	S1	S2	S3	S1Spd	SFSpd
2	9:48:54.920	1:12.435	21.475	27.110	23.850	80.7	99.1
3	9:50:06.143	1:11.223	20.211	26.902	24.110	90.8	104.2
4	9:51:16.484	1:10.341	19.776	27.109	23.456	92.6	103.1
5	9:52:26.638	1:10.154	20.047	26.183	23.924	90.8	102.5
6	9:53:36.888	1:10.250	19.932	26.654	23.664	90.3	103.2
7	9:54:48.705	1:11.817	19.988	27.896	23.933	88.5	104.2
8	9:55:57.863	1:09.158	19.573	26.158	23.427	92.7	102.9

(9) Colin ATKINSON

1	9:49:28.777	1:14.230	23.169	26.996	24.065	90.9	34.2
2	9:50:39.196	1:10.419	20.139	26.137	24.143	91.9	100.5
3	9:51:51.100	1:11.904	20.603	26.295	25.006	90.2	96.7
4	9:53:00.464	1:09.364	19.696	26.049	23.619	93.7	102.1
5	9:54:09.984	1:09.520	19.980	26.082	23.458	91.9	101.7
6	9:55:19.379	1:09.395	19.895	25.991	23.509	90.0	105.7
7	9:56:29.216	1:09.837	19.827	26.177	23.833	91.8	105.0

(22) Chris DEWEY

1	9:49:02.271	1:15.242					
2	9:51:26.768	2:24.497					
3	9:52:36.267	1:09.499					

(44) Harry IRVINE

1	9:50:45.265	1:21.978	27.842	29.222	24.914	84.1	32.6
2	9:51:56.233	1:10.968	20.048	26.681	24.239	89.1	97.8
3	9:53:08.708	1:12.475	19.811	28.175	24.489	85.6	98.1
4	9:54:19.322	1:10.614	20.145	26.612	23.857	88.9	97.7
5	9:55:29.455	1:10.133	19.663	26.388	24.082	88.1	98.1

(555) Ewan ROBERTSON

1	9:49:20.442	1:17.943	23.008	29.911	25.024	85.9	39.5
2	9:50:33.692	1:13.250	20.932	28.150	24.168	88.0	98.5
3	9:51:44.358	1:10.666	19.844	27.113	23.709	91.8	100.8
4	9:52:54.668	1:10.310	19.636	26.794	23.880	91.1	101.5
5	9:54:06.763	1:12.095	19.587	27.479	25.029	91.4	102.9
6	9:55:17.421	1:10.658	19.667	27.023	23.968	91.6	102.1
7	9:56:27.947	1:10.526	19.853	26.792	23.881	91.3	104.9

(48) Declan BURKE

1	9:47:19.964	1:20.132	24.178	28.752	27.202	81.9	35.1
2	9:48:33.635	1:13.671	20.983	27.486	25.202	90.1	87.0
3	9:49:46.786	1:13.151	20.665	27.232	25.254	85.1	98.0
4	9:51:01.146	1:14.360	20.367	28.210	25.783	88.9	100.6
5	9:52:11.644	1:10.498	19.893	26.702	23.903	90.2	98.0
6	9:53:22.987	1:11.343	19.977	27.105	24.261	89.2	101.1
7	9:54:38.684	1:15.697	20.017	27.400	28.280	90.2	100.3

(12) Colin REID

1	9:48:56.661	1:15.984	24.428	27.469	24.087	87.6	34.1
2	9:50:07.212	1:10.551	19.624	26.797	24.130	91.7	104.4
3	9:51:20.128	1:12.916	20.996	27.629	24.291	88.3	104.5
4	9:52:31.182	1:11.054	19.923	27.150	23.981	93.2	103.9
5	9:53:44.355	1:13.173	20.441	28.856	23.876	90.7	103.1
6	9:54:56.225	1:11.870	20.452	27.395	24.023	87.8	104.4
7	9:56:06.898	1:10.673	20.126	26.757	23.790	91.4	102.6

(333) Bill READ

1	9:47:40.742	1:22.020	26.485	29.691	25.844	80.1	35.9
2	9:48:54.625	1:13.883	21.370	27.473	25.040	88.4	94.5
3	9:50:05.938	1:11.313	20.129	26.945	24.239	88.8	102.8
4	9:51:18.828	1:12.890	21.011	27.956	23.923	87.5	101.5
5	9:52:31.048	1:12.220	20.263	27.675	24.282	89.1	102.0
6	9:53:45.370	1:14.322	21.037	29.050	24.235	85.2	101.2
7	9:54:58.956	1:13.586	20.684	28.712	24.190	90.2	102.8
8	9:56:11.161	1:12.205	20.508	27.269	24.428	87.5	102.3

(43) Aiden McANDREW-DOWEN

1	9:47:51.586	1:28.641	26.868	31.125	30.648	79.7	33.0
2	9:49:07.279	1:15.693	21.792	28.327	25.574	89.4	92.2
3	9:50:20.515	1:13.236	21.164	27.017	25.055	89.5	99.3
4	9:51:36.722	1:16.207	20.446	30.224	25.537	92.1	100.3
5	9:52:52.447	1:15.725	22.398	28.214	25.113	81.9	85.7
6	9:54:07.622	1:15.175	20.599	27.621	26.955	91.4	99.4
7	9:55:19.295	1:11.673	20.662	26.726	24.285	92.1	90.8

Lap	Time of Day	Lap Tm	S1	S2	S3	S1Spd	SFSpd
8	9:56:30.690	1:11.395	20.355	26.377	24.663	93.1	97.8

(17) Ronald WILKINSON

1	9:54:03.018	1:12.027					
2	9:56:29.391	2:26.373					

(733) Keith ATKINSON

1	9:50:54.827	1:21.059	24.416	30.995	25.648	8388.5	34.8
2	9:52:08.808	1:13.981	20.279	29.347	24.355	16776.9	94.4
3	9:53:21.853	1:13.045	20.265	28.567	24.213	67107.1	99.0
4	9:54:34.407	1:12.554	20.434	27.696	24.424	88.8	99.4
5	9:55:48.643	1:14.236	20.360	28.844	25.032	7456.4	97.3

(7) Christopher WALLACE

1	9:51:06.707	1:23.713	26.624	31.334	25.755	0.0	32.9
2	9:52:21.076	1:14.369	20.380	29.049	24.940	33553.8	92.9
3	9:53:34.029	1:12.953	19.785	28.047	25.121	67107.6	95.5
4	9:54:52.475	1:18.446	19.874	30.295	28.277		94.3
5	9:56:05.641	1:13.166	20.329	27.568	25.269	67107.6	77.4

(236) Darryl LAWS

1	9:47:55.734	1:21.179	25.887	29.634	25.658	79.0	31.4
2	9:49:10.291	1:14.557	21.302	28.286	24.969	89.0	89.5
3	9:50:24.762	1:14.471	21.183	28.467	24.821	88.6	101.4
4	9:51:40.376	1:15.614	21.292	29.002	25.320	78.1	101.1
5	9:52:54.087	1:13.711	21.313	27.731	24.667	89.4	100.3
6	9:54:09.440	1:15.353	21.388	28.978	24.987	88.5	100.2
7	9:55:22.511	1:13.071	21.068	27.663	24.340	90.1	101.4

(66) Alastair CALDERWOOD

1	9:50:38.024	1:23.544	26.925	31.507	25.112	70.0	31.5
2	9:51:54.650	1:16.626	21.930	29.088	25.608	77.2	88.5
3	9:53:08.514	1:13.864	20.912	27.984	24.968	83.5	95.9
4	9:54:24.024	1:15.510	21.029	28.071	26.410	83.7	95.9

(86) Jon CRITCHLOW

1	9:52:25.748	1:14.379					
2	9:55:58.927	3:33.179					

(15) Elby CLARK

1	9:47:47.824	1:19.877	24.869	28.903	26.105	22369.2	33.9
2	9:49:02.717	1:14.893	21.421	29.244	24.228		97.8
3	9:50:17.469	1:14.752	21.496	28.712	24.544	33553.8	94.9

(127) Phil ROWLANDS

1	9:47:32.776	1:19.411	25.148	28.957	25.306	77.9	35.2
2	9:48:47.597	1:14.821	21.312	28.510	24.999	88.5	91.8
3	9:50:03.489	1:15.892	20.615	28.658	26.619	88.9	101.1

(5) Richard DUNBAR

1	9:54:56.392	1:32.909	28.605	36.259	28.045	67107.1	26.3
2	9:56:17.874	1:21.482	21.963	33.100	26.419	67107.6	83.9

Clerk of the Course

Sig : Time :
 Chief Timekeeper : Ian Sharp (SMART Timing)

Results available at www.smart-timing.co.uk and www.speed

Printed: 18/04/2026 10:06:24



Orbits

KMSC/SMRC Race meeting - AC
Sorted on best lap time

Super Lap Scotland

Knockhill AC 1.271 miles

Warm Up 1

18/04/2026 10:00

Practice (15:00 Time) started at 10:02:43

Pos	No.	Name	Make/Model	CC	Class	Laps	Best Tm	Diff	Best Speed	2nd Best
1	23	Andrew COWIE	Subaru Impreza	2100	E	8	1:05.167		70.230	1:05.503
2	67	Marshall WISHART	Lotus Elise S3	1800	C RC	11	1:08.399	3.232	66.912	1:08.974
3	92	Michael OSBORNE Snr	Mitsubishi Evo5	1998	P	9	1:09.277	4.110	66.063	1:09.684
4	1	David CAPSTICK	Renault Megane R26	2000	F RC	11	1:09.650	4.483	65.710	1:09.788
5	7	Steven ARKLEY	Westfield Megabusa	1440	B RC	10	1:09.850	4.683	65.522	1:10.227
6	392	Philip TAYLOR	Renault Clio	2000	F	11	1:10.161	4.994	65.231	1:11.595
7	64	David WALLACE	Honda S2000	2000	E	10	1:10.473	5.306	64.942	1:11.332

Clerk of the Course

 Sig : Time :
 Chief Timekeeper : Ian Sharp (SMART Timing)

 Results available at www.smart-timing.co.uk and www.speed

Printed: 18/04/2026 10:22:23


 motor
sport
UK

**RACE
WITH
RESPECT**


Orbits

KMSC/SMRC Race meeting - AC

Super Lap Scotland

Knockhill AC 1.271 miles

Warm Up 1

18/04/2026 10:00

Practice (15:00 Time) started at 10:02:43

Lap	Time of Day	Lap Tm	S1	S2	S3	S1Spd	SFSpd	Lap	Time of Day	Lap Tm	S1	S2	S3	S1Spd	SFSpd
(23) Andrew COWIE								1	10:04:34.965	1:37.681	30.195	36.212	31.274		27.0
1	10:04:08.530	1:18.653	26.118	28.683	23.852	86.4	28.6	2	10:06:02.995	1:28.030	29.169	32.272	26.589		67.2
2	10:05:15.341	1:06.811	18.684	26.186	21.941	0.0	107.7	3	10:07:18.572	1:15.577	21.167	29.127	25.283		96.4
3	10:06:20.844	1:05.503	18.003	25.673	21.827		111.1	4	10:08:31.404	1:12.832	20.185	28.065	24.582		101.7
4	10:07:26.011	1:05.167	18.651	24.984	21.532	95.3	110.2	5	10:09:50.422	1:19.018	21.822	32.429	24.767		102.1
5	10:08:33.156	1:07.145	18.990	25.657	22.498	93.9	108.1	6	10:11:03.256	1:12.834	20.168	27.856	24.810		102.8
6	10:09:47.049	1:13.893	21.649	28.547	23.697	71.9	109.5	7	10:12:14.635	1:11.379	19.604	27.190	24.585		102.5
7	10:10:57.670	1:10.621	21.086	27.017	22.518	74.6	96.4	8	10:13:27.778	1:13.143	19.788	28.099	25.256		102.1
8	10:12:03.304	1:05.634	18.616	25.522	21.496	95.2	111.3	9	10:14:39.110	1:11.332	19.732	27.059	24.541		102.1
								10	10:15:49.583	1:10.473	19.443	26.657	24.373		100.9

(67) Marshall WISHART							
1	10:04:09.457	1:21.690	25.574	30.600	25.516	0.0	27.7
2	10:05:20.420	1:10.963	20.036	28.210	22.717	16776.9	92.3
3	10:06:29.889	1:09.469	19.536	26.796	23.137	90.7	108.6
4	10:07:42.784	1:12.895	20.698	28.136	24.061	95.2	98.4
5	10:08:53.459	1:10.675	20.058	28.334	22.283	22369.2	83.5
6	10:10:02.433	1:08.974	18.515	28.131	22.328	67107.6	106.0
7	10:11:13.920	1:11.487	19.348	28.295	23.844	67107.6	104.4
8	10:12:26.400	1:12.480	20.699	28.012	23.769	95.2	89.7
9	10:13:37.150	1:10.750	19.782	28.207	22.761	0.0	98.7
10	10:14:48.174	1:11.024	21.001	27.743	22.280	92.4	93.6
11	10:15:56.573	1:08.399	18.741	27.094	22.564	0.0	113.7

(92) Michael OSBORNE Snr							
1	10:04:36.801	1:29.148	29.966	32.625	26.557	66.3	22.4
2	10:05:53.409	1:16.608	22.093	29.915	24.600	80.7	77.8
3	10:07:03.112	1:09.703	20.687	26.415	22.601	87.2	96.7
4	10:08:12.796	1:09.684	20.248	26.851	22.585	86.5	97.8
5	10:09:22.963	1:10.167	20.011	27.307	22.849	79.9	101.7
6	10:10:32.240	1:09.277	19.261	27.325	22.691	85.8	105.5
7	10:11:42.886	1:06.646	19.478	31.798	4:15.370	75.1	107.0
8	10:12:54.200	1:15.314	25.199	27.837	22.278	82.0	36.6
9	10:14:06.857	1:22.657	32.390	27.513	22.754	81.1	108.2

(1) David CAPSTICK							
1	10:04:38.166	1:35.672	28.872	34.355	32.445	67.3	29.1
2	10:05:57.423	1:19.257	23.076	30.290	25.891	78.8	79.1
3	10:07:11.771	1:14.348	21.050	28.250	25.048	84.3	96.7
4	10:08:24.462	1:12.691	20.525	27.386	24.780	87.0	101.4
5	10:09:39.823	1:15.361	20.914	29.732	24.715	78.6	102.3
6	10:10:52.068	1:12.245	20.046	27.932	24.267	88.0	102.6
7	10:12:02.829	1:10.761	19.487	27.284	23.990	88.0	103.7
8	10:13:14.769	1:31.940	25.446	32.984	33.510	59.6	100.6
9	10:14:26.521	1:21.752	26.501	30.592	24.659	69.0	72.9
10	10:15:36.171	1:09.650	19.491	26.581	23.578	88.8	104.5
11	10:16:45.959	1:09.788	19.483	26.795	23.510	88.2	104.7

(7) Steven ARKLEY							
1	10:04:28.157	1:33.994	30.592	35.613	27.789	59.8	27.0
2	10:05:47.289	1:19.132	23.119	30.960	25.053	71.2	78.9
3	10:07:00.880	1:13.591	20.869	28.417	24.305	79.0	94.0
4	10:08:17.878	1:16.998	20.409	31.576	25.013	81.6	96.6
5	10:09:31.508	1:13.630	20.924	28.312	24.394	80.1	91.3
6	10:10:43.917	1:12.409	20.608	28.063	23.738	79.3	93.9
7	10:11:56.949	1:13.032	20.117	29.319	23.596	84.4	100.9
8	10:13:07.176	1:10.227	19.978	27.305	22.944	86.1	98.0
9	10:14:17.026	1:09.850	19.666	27.026	23.158	85.2	107.4
10	10:15:26.045	2:19.019	20.484	32.553	1:25.982	78.4	104.4

(392) Philip TAYLOR							
1	10:04:35.039	1:35.692	29.276	35.658	30.758	70.3	27.3
2	10:05:53.717	1:18.678	22.360	30.244	26.074	77.9	86.6
3	10:07:08.867	1:15.150	21.198	29.459	24.493	13421.1	87.0
4	10:08:22.564	1:13.697	20.500	28.652	24.545	83.8	98.1
5	10:09:37.276	1:14.712	21.491	28.777	24.444	72.6	98.5
6	10:10:49.750	1:12.474	20.481	27.887	24.106	83.6	99.0
7	10:12:01.345	1:11.595	19.965	27.696	23.934	84.2	99.0
8	10:13:12.171	1:30.826	24.374	34.101	32.351	55.6	99.9
9	10:14:23.263	1:21.092	25.925	30.813	24.354	55.0	76.8
10	10:15:34.424	1:10.161	19.663	26.832	23.666	84.6	99.7
11	10:16:45.245	1:15.821	23.663	28.286	23.872	64.7	99.6

(64) David WALLACE							
--------------------	--	--	--	--	--	--	--

**KMSC/SMRC Race meeting - AC****Sorted on best lap time**

DDMC Northern Saloons & Sports Car Championship

Knockhill AC 1.271 miles

Qualifying 1

18/04/2026 10:25

Practice (15:00 Time) started at 10:21:59

Pos	No.	Name	Make/Model	CC	Class	Laps	Best Tm	Diff	Best Speed	2nd Best
1	54	Andrew MORRISON	Seat Cupra TCR	1998T	A1	14	59.348		77.116	59.837
2	12	Scott HUBEL	Peugeot 205 T16	2000	A2	12	1:00.603	1.255	75.519	1:01.751
3	312	David TODD	Subaru Impreza	1998T	B	13	1:02.823	3.475	72.850	1:04.230
4	87	Stephen KELL	Ford Sierra XR4x4	1993T	B	12	1:02.981	3.633	72.668	1:03.559
5	1	Stevie McNAB	Honda Civic Type R	1998	C	14	1:03.476	4.128	72.101	1:04.236
6	27	Chris SPARKS	Honda Civic Type R	1998	C	13	1:03.645	4.297	71.909	1:04.030
7	49	Mike WILLIAMSON	Mitsubishi EVO4	2000T	B	13	1:04.867	5.519	70.555	1:05.472
8	77	Chris REECE	BMW 135M	2979T	B	13	1:05.650	6.302	69.713	1:06.178
9	18	Damien MCKAY	Westfield FW	999	E	7	1:05.874	6.526	69.476	1:05.998
10	31	Gary BOWERS	Renault Clio	2000	C	12	1:06.087	6.739	69.252	1:06.443
11	13	Alex PRENTICE	VW Golf Gti	1994T	B	13	1:06.187	6.839	69.148	1:06.922
12	78	David HEADEN	Caterham R400	2300	A1	6	1:07.850	8.502	67.453	1:08.858
13	123	Stephen REECE	Lotus Elise S2 111R	1800	C	11	1:10.389	11.041	65.020	1:10.435
14	33	Simon BAKER	Ford Fiesta XR2	1600	D	9	1:12.921	13.573	62.762	1:13.117
15	29	Bailey KING	Audi TT	2000T	B	11	1:17.138	17.790	59.331	1:17.292
16	25	John ARMSTRONG	Porsche 924S	3000	B	11	1:17.428	18.080	59.109	1:17.509
17	76	Colin SIMPSON	Marcos Mantis	5000	A1	4	1:23.558	24.210	54.772	1:29.366

Clerk of the Course

Sig :

Time :

Chief Timekeeper : Ian Sharp (SMART Timing)

Results available at www.smart-timing.co.uk and www.speed

Printed: 18/04/2026 10:43:01

motor
sport
UKRACE
WITH
RESPECT

Orbits



KMSC/SMRC Race meeting - AC

DDMC Northern Saloons & Sports Car Championship

Knockhill AC 1.271 miles

Qualifying 1

18/04/2026 10:25

Practice (15:00 Time) started at 10:21:59

Lap	Time of Day	Lap Tm	S1	S2	S3	SFSpd
(54) Andrew MORRISON						
1	10:23:46.696	1:17.262	24.004	28.154	25.104	29.2
2	10:24:57.051	1:10.355	18.511	28.326	23.518	98.4
3	10:26:00.947	1:03.896	18.074	23.992	21.830	108.9
4	10:27:05.153	1:04.206	18.242	24.955	21.009	109.8
5	10:28:07.443	1:02.290	16.491	24.875	20.924	123.4
6	10:29:08.220	1:00.777	17.353	23.084	20.340	118.4
7	10:30:10.408	1:02.188	17.234	23.296	21.658	120.7
8	10:31:10.972	1:00.564	17.358	22.930	20.276	111.7
9	10:32:12.062	1:01.090	17.028	23.718	20.344	120.3
10	10:33:13.881	1:01.819	17.155	24.485	20.179	120.0
11	10:34:15.818	1:01.937	16.954	24.183	20.800	119.8
12	10:35:15.655	59.837	16.755	22.940	20.142	123.4
13	10:36:22.389	1:06.734	19.006	26.546	21.182	107.4
14	10:37:21.737	59.348	16.796	22.592	19.960	122.0

Lap	Time of Day	Lap Tm	S1	S2	S3	SFSpd
(12) Scott HUBEL						
1	10:23:50.672	1:13.481	22.968	28.596	21.917	35.7
2	10:24:58.681	1:08.009	18.224	26.783	23.002	110.7
3	10:26:01.388	1:02.707	17.201	24.128	21.378	115.1
4	10:27:06.079	1:04.691	17.810	25.394	21.487	111.8
5	10:28:09.870	1:03.791	17.127	25.084	21.580	114.9
6	10:29:11.808	1:01.938	16.811	24.073	21.054	113.5
7	10:30:13.567	1:01.759	16.620	24.136	21.003	113.5
8	10:31:15.516	1:01.949	16.839	24.394	20.716	114.7
9	10:32:18.683	1:03.167	16.690	25.458	21.019	111.1
10	10:33:20.434	1:01.751	16.595	23.970	21.186	115.9
11	10:34:25.397	1:04.963	16.357	26.084	22.522	114.3
12	10:35:26.000	1:00.603	16.298	23.771	20.534	116.3

Lap	Time of Day	Lap Tm	S1	S2	S3	SFSpd
(312) David TODD						
1	10:23:41.197	1:27.044	28.486	32.756	25.802	28.7
2	10:24:50.360	1:09.163	20.644	26.505	22.014	85.9
3	10:25:59.580	1:09.220	19.319	27.309	22.592	99.9
4	10:27:05.204	1:05.624	18.524	25.532	21.568	108.4
5	10:28:13.125	1:07.921	19.924	26.263	21.734	101.7
6	10:29:21.789	1:08.664	18.853	27.666	22.145	112.0
7	10:30:28.620	1:06.831	18.673	26.112	22.046	112.0
8	10:31:33.894	1:05.274	18.378	25.092	21.804	112.4
9	10:32:41.840	1:07.946	18.977	26.991	21.978	110.6
10	10:33:46.070	1:04.230	18.054	24.804	21.372	111.7
11	10:34:48.893	1:02.623	17.742	24.262	20.819	112.6
12	10:35:55.570	1:06.677	17.539	24.849	24.289	112.6
13	10:37:01.029	1:05.459	17.788	25.981	21.690	110.4

Lap	Time of Day	Lap Tm	S1	S2	S3	SFSpd
(87) Stephen KELL						
1	10:24:41.681	2:32.261	29.824	33.593	1:28.844	25.7
2	10:25:59.698	1:18.017	26.408	28.433	23.176	30.2
3	10:27:11.216	1:11.518	21.489	26.991	23.038	90.0
4	10:28:17.208	1:05.992	18.619	25.342	22.031	108.4
5	10:29:22.138	1:04.930	18.384	25.178	21.368	113.9
6	10:30:25.697	1:03.559	17.751	24.429	21.379	121.8
7	10:31:31.203	1:05.506	19.258	24.674	21.574	105.8
8	10:32:36.133	1:04.930	18.145	25.049	21.736	113.2
9	10:33:46.007	1:29.874	18.588	38.001	33.285	119.2
10	10:35:23.008	1:17.001	23.751	30.578	22.672	61.7
11	10:36:28.582	1:05.574	18.937	25.113	21.524	115.3
12	10:37:31.563	1:02.981	18.112	24.365	20.504	117.9

Lap	Time of Day	Lap Tm	S1	S2	S3	SFSpd
(1) Stevie McNAB						
1	10:23:20.080	1:17.073	24.143	29.872	23.058	31.2
2	10:24:27.025	1:06.945	18.156	26.506	22.283	108.1
3	10:25:32.748	1:05.723	17.894	25.776	22.053	109.1
4	10:26:39.928	1:07.180	18.502	25.820	22.858	109.8
5	10:27:46.070	1:06.142	18.542	25.737	21.863	107.4
6	10:28:50.661	1:04.591	18.117	24.676	21.798	109.7
7	10:29:55.122	1:04.461	18.097	25.057	21.307	111.3
8	10:31:10.115	1:14.993	19.394	33.243	22.356	104.0
9	10:32:17.888	1:07.773	18.245	27.351	22.177	109.5
10	10:33:23.942	1:06.054	18.815	25.436	21.803	110.6
11	10:34:28.791	1:04.849	18.598	24.685	21.566	112.4
12	10:35:33.027	1:04.236	18.095	24.933	21.208	111.8
13	10:36:36.503	1:03.476	17.758	23.934	21.784	112.2

Lap	Time of Day	Lap Tm	S1	S2	S3	SFSpd
(27) Chris SPARKS						
14	10:37:44.386	1:07.883	17.125	25.100	25.658	109.7
1	10:23:47.435	1:24.090	25.380	32.066	26.644	30.0
2	10:24:59.608	1:12.173	20.354	27.307	24.512	90.9
3	10:26:09.420	1:09.812	19.483	26.857	23.472	94.1
4	10:27:20.958	1:11.538	19.627	27.822	24.089	100.6
5	10:28:39.706	1:18.748	21.619	33.868	23.261	98.3
6	10:29:46.678	1:06.972	18.951	25.264	22.757	103.2
7	10:30:57.292	1:10.614	19.216	28.664	22.734	99.1
8	10:32:03.542	1:06.250	18.598	24.506	23.146	106.0
9	10:33:16.999	1:13.457	19.674	30.143	23.640	96.1
10	10:34:25.196	1:08.197	18.338	27.029	22.830	106.2
11	10:35:28.841	1:03.645	18.220	23.795	21.630	104.2
12	10:36:32.871	1:04.030	18.225	23.898	21.907	107.0
13	10:37:37.440	1:04.569	18.142	24.381	22.046	106.4

Lap	Time of Day	Lap Tm	S1	S2	S3	SFSpd
(49) Mike WILLIAMSON						
1	10:24:11.925	1:23.821	25.935	32.036	25.850	30.5
2	10:25:26.716	1:14.791	20.582	29.300	24.909	92.4
3	10:26:40.534	1:13.818	19.780	29.687	24.351	109.7
4	10:27:52.770	1:12.236	20.201	28.672	23.363	99.4
5	10:29:01.405	1:08.635	18.334	27.434	22.867	113.5
6	10:30:09.826	1:08.421	18.298	27.667	22.456	115.3
7	10:31:17.815	1:07.989	18.905	27.300	21.784	104.4
8	10:32:24.814	1:06.999	18.067	27.071	21.861	116.5
9	10:33:31.218	1:06.404	17.779	27.005	21.620	119.8
10	10:34:37.410	1:06.192	17.856	26.455	21.881	119.4
11	10:35:44.047	1:06.637	17.799	27.000	21.838	124.0
12	10:36:49.519	1:05.472	18.052	26.700	21.590	123.6
13	10:37:54.386	1:04.867	17.590	26.244	21.033	129.1

Lap	Time of Day	Lap Tm	S1	S2	S3	SFSpd
(77) Chris REECE						
1	10:23:43.348	1:24.467	25.724	32.552	26.191	25.1
2	10:24:58.330	1:14.982	20.718	30.436	23.828	90.3
3	10:26:08.703	1:10.373	19.435	27.787	23.151	104.4
4	10:27:19.831	1:11.128	19.942	27.900	23.286	108.8
5	10:28:31.885	1:12.054	19.560	28.703	23.791	103.2
6	10:29:42.064	1:10.179	19.828	27.867	22.484	110.2
7	10:30:50.077	1:08.013	18.166	27.511	22.336	111.8
8	10:32:02.233	1:12.156	18.803	29.393	23.960	112.2
9	10:33:09.698	1:07.465	18.058	27.430	21.977	113.5
10	10:34:17.547	1:07.849	18.171	26.855	22.823	115.3
11	10:35:23.725	1:06.178	18.017	26.499	21.662	111.8
12	10:36:31.107	1:07.382	18.805	26.393	22.184	113.9
13	10:37:36.757	1:05.650	18.476	25.497	21.677	110.7

Lap	Time of Day	Lap Tm	S1	S2	S3	SFSpd
(18) Damien MckAY						
1	10:23:40.566	1:24.393	27.582	32.250	24.561	30.5
2	10:24:48.501	1:07.935	19.508	25.819	22.608	102.0
3	10:25:55.828	1:07.327	19.437	25.592	22.298	96.6
4	10:27:04.753	1:08.925	18.942	27.852	22.131	105.7
5	10:28:12.595	1:07.842	19.573	25.983	22.286	106.9
6	10:29:18.593	1:05.998	19.198	24.911	21.889	106.0
7	10:30:24.467	1:05.874	18.729	25.232	21.913	108.1

Lap	Time of Day	Lap Tm	S1	S2	S3	SFSpd
(31) Gary BOWERS						
1	10:24:43.946	1:58.148	26.045	29.288	1:02.815	31.6
2	10:26:02.298	1:18.352	27.295	27.006	24.051	39.3
3	10:27:12.303	1:10.005	20.185	26.818	23.002	87.8
4	10:28:19.440	1:07.137	19.350	25.184	22.603	99.6
5	10:29:25.883	1:06.443	19.290	24.672	22.481	101.5
6	10:30:35.291	1:09.408	21.939	24.945	22.524	80.4
7	10:31:42.292	1:07.001	19.549	24.991	22.461	102.5
8	10:32:53.008	1:10.716				

**KMSC/SMRC Race meeting - AC****DDMC Northern Saloons & Sports Car Championship****Knockhill AC 1.271 miles****Qualifying 1****18/04/2026 10:25****Practice (15:00 Time) started at 10:21:59**

Lap	Time of Day	Lap Tm	S1	S2	S3	SFSpd
4	10:27:24.612	1:11.479				93.1
5	10:28:36.185	1:11.573				95.2
6	10:29:44.821	1:08.636				98.5
7	10:30:52.931	1:08.110				102.1
8	10:32:03.013	1:10.082				108.9
9	10:33:12.916	1:09.903				97.7
10	10:34:25.981	1:13.065				108.9
11	10:35:36.265	1:10.284				98.4
12	10:36:43.187	1:06.922				107.0
13	10:37:49.374	1:06.187				112.4

Lap	Time of Day	Lap Tm	S1	S2	S3	SFSpd
-----	-------------	--------	----	----	----	-------

(78) David HEADEN

1	10:24:04.442	1:21.051	26.322	29.396	25.333	32.8
2	10:25:19.955	1:15.513	20.964	30.042	24.507	90.2
3	10:26:30.350	1:10.395	19.093	27.024	24.278	110.6
4	10:27:38.200	1:07.850	19.035	26.183	22.632	111.1
5	10:28:47.058	1:08.858	18.974	26.526	23.358	111.1
6	10:30:08.158	1:21.100	19.581	29.583	31.936	109.5

(123) Stephen REECE

1	10:24:03.087	1:22.443	25.937	31.152	25.354	27.6
2	10:25:20.924	1:17.837	20.987	30.663	26.187	90.8
3	10:26:35.151	1:14.227	20.448	28.220	25.559	95.1
4	10:28:34.027	1:58.876	22.093	1:09.172	27.611	81.8
5	10:29:45.950	1:11.923	20.552	26.751	24.620	97.4
6	10:30:59.745	1:13.795	22.343	27.982	23.470	78.0
7	10:32:58.111	1:58.366	19.297	1:13.656	25.413	99.6
8	10:34:10.775	1:12.664	19.864	29.039	23.761	101.1
9	10:35:21.164	1:10.389	19.846	27.460	23.083	103.7
10	10:36:37.212	1:16.048	18.913	28.439	28.696	104.0
11	10:37:47.647	1:10.435	20.143	27.090	23.202	77.3

(33) Simon BAKER

1	10:24:01.919	1:27.405	27.316	31.789	28.300	30.3
2	10:25:20.687	1:18.768	22.182	30.090	26.496	80.3
3	10:26:35.840	1:15.153	22.251	27.708	25.194	88.3
4	10:27:52.538	1:16.698	22.131	28.340	26.227	81.0
5	10:29:05.855	1:13.317	21.119	27.382	24.816	81.0
6	10:30:18.776	1:12.921	21.061	27.261	24.599	88.1
7	10:31:31.893	1:13.117	21.007	27.171	24.939	87.8
8	10:32:46.542	1:14.649	20.436	29.739	24.474	87.3
9	10:34:00.661	1:14.119	20.064	28.670	25.385	90.6

(29) Bailey KING

1	10:23:47.099	1:25.796	27.020	32.059	26.717	30.9
2	10:25:13.465	1:26.366			27.830	95.2
3	10:26:33.170	1:19.705	21.033	30.506	28.166	99.0
4	10:27:53.907	1:20.737	21.227	31.286	28.224	98.1
5	10:29:15.134	1:21.227	21.807	31.301	28.119	91.8
6	10:30:33.280	1:18.146	21.070	30.008	27.068	100.6
7	10:31:51.430	1:18.150			26.183	100.3
8	10:33:08.568	1:17.138	21.255	30.146	25.737	98.4
9	10:34:31.822	1:23.254			27.964	99.1
10	10:35:49.114	1:17.292	20.658	30.662	25.972	101.7
11	10:37:12.367	1:23.253	20.816	35.840	26.597	100.2

(25) John ARMSTRONG

1	10:24:00.105	1:28.163	27.636	32.952	27.575	25.9
2	10:25:21.434	1:21.329	22.859	30.740	27.730	88.2
3	10:26:44.681	1:23.247	23.954	32.454	26.839	75.5
4	10:28:04.808	1:20.127	22.191	30.740	27.196	92.3
5	10:29:25.730	1:20.922	23.575	30.845	26.502	90.6
6	10:30:44.731	1:19.001	22.948	29.827	26.226	86.8
7	10:32:03.146	1:18.415	21.935	30.836	25.644	93.9
8	10:33:21.686	1:18.540	22.265	30.591	25.684	88.1
9	10:34:39.114	1:17.428			25.859	92.3
10	10:35:56.694	1:17.580	20.927	30.438	26.215	97.3
11	10:37:14.203	1:17.509			25.682	96.4

(76) Colin SIMPSON

1	10:24:25.094	1:31.221	29.719	34.203	27.299	27.6
2	10:25:48.652	1:23.558	24.062	31.599	27.897	89.4
3	10:27:18.018	1:29.366	23.573	35.574	30.219	87.2
4	10:28:50.255	1:32.237	28.952	33.430	29.855	78.5

Clerk of the Course

Sig : Time :
 Chief Timekeeper : Ian Sharp (SMART Timing)

Results available at www.smart-timing.co.uk and www.speed

Printed: 18/04/2026 10:43:59



Orbits



KMSC/SMRC Race meeting - AC

DDMC Northern Saloons & Sports Car Championship

Knockhill AC 1.271 miles

Race 4 - 1st Race

18/04/2026 14:50

Race (15:00 and 1 Laps)

POLE POSITION

1	1 54 Andrew MORRISON 59.348
2	3 312 David TODD 1:02.823
3	5 1 Stevie McNAB 1:03.476
4	7 49 Mike WILLIAMSON 1:04.867
5	9 18 Damien McKAY 1:05.874
6	11 13 Alex PRENTICE 1:06.187
7	13 123 Stephen REECE 1:10.389
8	15 29 Bailey KING 1:17.138
9	17 76 Colin SIMPSON 1:23.558

2	12 Scott HUBEL 1:00.603
4	87 Stephen KELL 1:02.981
6	27 Chris SPARKS 1:03.645
8	77 Chris REECE 1:05.650
10	31 Gary BOWERS 1:06.087
12	78 David HEADEN 1:07.850
14	33 Simon BAKER 1:12.921
16	25 John ARMSTRONG 1:17.428





KMSC/SMRC Race meeting - AC

DDMC Northern Saloons & Sports Car Championship

Knockhill AC 1.271 miles

Race 10 - 2nd Race

19/04/2026 13:15

Race (15:00 and 1 Laps)

AMENDED GRID - Car No's 1, 77 & 123 removed

POLE POSITION

1	1 54 Andrew MORRISON 59.837	2 12 Scott HUBEL 1:01.751
2	3 87 Stephen KELL 1:03.559	4 27 Chris SPARKS 1:04.030
3	5 312 David TODD 1:04.230	6 49 Mike WILLIAMSON 1:05.472
4	7 18 Damien McKAY 1:05.998	8 31 Gary BOWERS 1:06.443
5	9 13 Alex PRENTICE 1:06.922	10 78 David HEADEN 1:08.858
6	11 33 Simon BAKER 1:13.117	12 29 Bailey KING 1:17.292
7	13 25 John ARMSTRONG 1:17.509	14 76 Colin SIMPSON 1:29.366

Clerk of the Course

Sig : Time :
Chief Timekeeper : Ian Sharp (SMART Timing)

Results available at www.smart-timing.co.uk and www.speed

Printed: 19/04/2026 12:06:46



Orbits



Bulletin No. _____

KMSC/SMRC Race meeting - AC

Sorted on best lap time

Scottish Modsports Race Championship

Knockhill AC 1.271 miles

Qualifying 2

18/04/2026 10:45

Practice (15:00 Time) started at 10:42:38

Pos	No.	Name	Make/Model	CC	Class	Laps	Best Tm	Diff	Best Speed	2nd Best
1	9	Ron CUMMING	Nemesis Kit Car	2200	A2	7	56.664		80.769	56.913
2	26	Michael BARRON	Honda Civic	2400	D	14	58.562	1.898	78.151	59.255
3	1	Adam MORRISON	Mini Cooper S	2000	D	4	59.441	2.777	76.995	1:03.466
4	155	Adam KINDNESS	Mini Cooper S R53	1600S	D	10	1:00.178	3.514	76.052	1:00.371
5	55	Fiona KINDNESS	Subaru Impreza Type F	2350	B	11	1:00.842	4.178	75.222	1:01.142
6	333	Iain BLACKLEY	Ford Puma	1679T	E	8	1:01.785	5.121	74.074	1:02.004
7	23	Andrew COWIE	Subaru Impreza	2100	E	11	1:02.227	5.563	73.548	1:02.810
8	221	James STRACHAN	Ford Fiesta	2000	D	10	1:02.686	6.022	73.010	1:04.281
9	21	Louise STRACHAN	Mini Cooper S	1600S	D	14	1:02.817	6.153	72.857	1:02.868
10	78	David HEADEN	Caterham R400	2300	A2	5	1:03.888	7.224	71.636	1:04.260
11	10	Mark THOMSON	Radical SR10 XXR	2261	A1	6	1:04.788	8.124	70.641	1:05.660
12	63	Stuart THOMSON	Seat Leon Cupra	2000	E	11	1:05.247	8.583	70.144	1:05.328
13	91	Craig HOUSTON	Lotus Eclat	2948	D	10	1:06.632	9.968	68.686	1:06.871
14	14	Michael IMRIE	Mini R50 Cooper	1600	G	8	1:07.141	10.477	68.165	1:08.001
15	11	Ally CHALMERS	Mini Cooper	1600	G	10	1:11.997	15.333	63.568	1:12.275
16	69	Andrew PATERSON	BMW 318iS	1923	E	3	1:13.973	17.309	61.870	1:15.154
17	96	Murray DOUGLAS	Mini Cooper S	1600S	C				-	

Clerk of the Course

Sig : Time :
Chief Timekeeper : Ian Sharp (SMART Timing)
Results available at www.smart-timing.co.uk and www.speed
Printed: 18/04/2026 11:05:08



Orbits



KMSC/SMRC Race meeting - AC

Scottish Modsports Race Championship

Knockhill AC 1.271 miles

Qualifying 2

18/04/2026 10:45

Practice (15:00 Time) started at 10:42:38

Lap	Time of Day	Lap Tm	S1	S2	S3	SFSpd
(9) Ron CUMMING						
1	10:44:45.249	1:12.580	24.762	25.976	21.842	27.3
2	10:45:46.229	1:00.980	16.983	24.277	19.720	124.0
3	10:46:42.893	56.664	16.142	21.555	18.967	132.6
4	10:47:43.247	1:00.354	16.285	22.664	21.405	133.7
5	10:48:42.336	59.089	16.149	22.598	20.342	131.8
6	10:49:40.903	58.567	16.415	22.759	19.393	130.8
7	10:50:37.816	56.913	16.317	21.471	19.125	132.9
(26) Michael BARRON						
1	10:43:51.457	1:06.890	21.558	24.261	21.071	34.9
2	10:44:52.365	1:00.908	17.296	23.107	20.505	116.7
3	10:45:53.739	1:01.374	17.035	23.188	21.151	116.5
4	10:46:53.767	1:00.028	17.186	22.761	20.081	116.3
5	10:47:53.589	59.822	17.022	22.667	20.133	118.1
6	10:48:57.986	1:04.397	17.232	26.041	21.124	119.0
7	10:51:08.917	2:10.931	17.215	25.693	1:28.023	119.2
8	10:52:15.327	1:06.410	21.383	24.734	20.293	34.8
9	10:53:20.857	1:05.530	16.891	26.386	22.253	118.4
10	10:54:21.939	1:01.082	17.342	22.882	20.858	118.8
11	10:55:21.797	59.858	16.863	23.090	19.905	117.7
12	10:56:21.052	59.255	16.947	22.714	19.594	118.4
13	10:57:20.538	59.486	17.288	22.638	19.560	119.6
14	10:58:19.100	58.562	16.661	22.426	19.475	119.6
(1) Adam MORRISON						
1	10:44:22.226	1:11.333	24.702	24.818	21.813	27.7
2	10:45:26.478	1:04.252	18.449	23.753	22.050	89.6
3	10:46:29.944	1:03.466	17.387	25.852	20.227	110.7
4	10:47:29.385	59.441	16.976	22.275	20.190	111.5
(155) Adam KINDNESS						
1	10:44:09.529	1:10.629	24.147	25.093	21.389	32.5
2	10:45:14.328	1:04.799	19.358	24.525	20.916	101.5
3	10:46:16.036	1:01.708	17.537	22.922	21.249	110.4
4	10:47:21.554	1:05.518	17.511	24.492	23.515	110.4
5	10:48:26.269	1:04.715	17.395	22.936	24.384	108.6
6	10:49:49.070	1:22.801	25.517	35.877	21.407	58.9
7	10:51:32.286	1:43.216	17.445	22.533	1:03.238	111.1
8	10:52:38.948	1:06.662	20.969	24.764	20.929	87.4
9	10:53:39.319	1:00.371	17.609	22.444	20.318	110.7
10	10:54:39.497	1:00.178	17.251	22.409	20.518	111.7
(55) Fiona KINDNESS						
1	10:44:44.096	1:17.755	25.195	28.777	23.783	24.9
2	10:45:49.257	1:05.161	17.738	25.131	22.292	116.3
3	10:46:50.566	1:01.309	17.122	23.895	20.292	122.0
4	10:47:51.708	1:01.142	17.111	23.508	20.523	126.4
5	10:48:57.047	1:05.339	17.733	26.510	21.096	125.9
6	10:50:01.242	1:04.195	17.177	25.466	21.552	124.0
7	10:51:06.388	1:05.146	16.919	25.720	22.507	120.7
8	10:52:07.551	1:01.163	17.136	23.870	20.157	125.0
9	10:53:08.796	1:01.245	17.517	23.805	19.923	124.3
10	10:54:09.638	1:00.842	17.213	23.546	20.083	127.3
11	10:55:17.701	1:08.063	17.516	24.499	26.048	123.4
(333) Iain BLACKLEY						
1	10:45:17.395	2:24.337				36.4
2	10:46:20.322	1:02.927				112.4
3	10:47:22.671	1:02.349				110.7
4	10:48:25.621	1:02.950				114.9
5	10:49:29.707	1:04.086				112.2
6	10:50:31.492	1:01.785				111.8
7	10:51:33.496	1:02.004				112.6
8	10:52:36.691	1:03.195				111.5
(23) Andrew COWIE						
1	10:43:56.926	1:10.820	22.728	26.197	21.895	34.0
2	10:45:05.939	1:09.013	19.046	26.164	23.803	110.0
3	10:46:13.498	1:07.559	19.244	25.481	22.834	99.9
4	10:47:17.488	1:03.990	17.884	24.896	21.210	109.3
5	10:48:24.935	1:07.447	18.020	24.981	24.446	110.6
6	10:49:32.415	1:07.480	19.519	26.469	21.492	91.4

Lap	Time of Day	Lap Tm	S1	S2	S3	SFSpd
7	10:50:35.722	1:03.307	17.731	24.411	21.165	111.5
8	10:51:38.532	1:02.810	17.780	24.133	20.897	111.3
9	10:52:44.366	1:05.834	18.051	25.904	21.879	111.7
10	10:53:53.389	1:09.023	20.265	26.856	21.902	90.8
11	10:54:55.616	1:02.227	17.562	24.077	20.588	113.2
(221) James STRACHAN						
1	10:44:45.284	1:23.062	26.745	30.858	25.459	31.1
2	10:45:54.272	1:08.988	19.427	26.214	23.347	102.8
3	10:47:03.336	1:09.064	19.745	26.804	22.515	103.1
4	10:48:09.233	1:05.897	19.197	25.021	21.679	103.2
5	10:49:17.334	1:08.101	18.781	26.380	22.940	107.7
6	10:50:25.729	1:08.395	19.708	26.618	22.069	101.8
7	10:51:36.288	1:10.559	20.746	28.061	21.752	106.4
8	10:52:42.144	1:05.856	19.117	25.063	21.676	106.5
9	10:53:46.425	1:04.281	18.843	24.497	20.941	107.9
10	10:54:49.111	1:02.686	18.056	23.912	20.718	110.2
(21) Louise STRACHAN						
1	10:44:14.766	1:18.078	26.125	27.798	24.155	27.2
2	10:45:22.098	1:07.332	19.047	25.751	22.534	106.4
3	10:46:34.871	1:12.773	19.114	29.250	24.409	109.8
4	10:47:40.711	1:05.840	19.039	24.665	22.136	108.2
5	10:48:46.659	1:05.948	18.530	25.318	22.100	110.2
6	10:49:54.975	1:08.316	18.122	26.209	23.985	109.1
7	10:51:06.615	1:11.640	19.583	26.989	25.068	109.1
8	10:52:13.122	1:06.507	18.851	25.586	22.070	109.1
9	10:53:18.432	1:05.310	18.501	24.543	22.266	108.4
10	10:54:22.254	1:03.822	18.393	23.879	21.550	108.4
11	10:55:25.810	1:03.556	17.976	24.050	21.530	109.5
12	10:56:28.678	1:02.868	17.980	23.821	21.067	109.7
13	10:57:31.495	1:02.817	17.914	23.680	21.223	110.2
14	10:58:34.959	1:03.464	18.351	23.632	21.481	109.3
(78) David HEADEN						
1	10:44:20.587	1:15.807	24.651	27.693	23.463	33.3
2	10:45:25.798	1:05.211	18.251	25.336	21.624	107.9
3	10:46:34.782	1:08.984	18.404	27.356	23.224	111.5
4	10:47:39.042	1:04.260	17.959	24.162	22.139	113.9
5	10:48:42.930	1:03.888	17.468	24.827	21.593	116.3
(10) Mark THOMSON						
1	10:44:06.402	1:16.863				35.1
2	10:45:20.160	1:13.758				107.0
3	10:46:33.573	1:13.413				100.0
4	10:47:43.620	1:10.047				107.5
5	10:48:48.408	1:04.788				113.2
6	10:49:54.068	1:05.660				121.6
(63) Stuart THOMSON						
1	10:44:09.262	1:17.150	23.724	28.672	24.754	32.2
2	10:45:21.235	1:11.973	20.589	28.079	23.305	100.6
3	10:46:37.130	1:15.895	19.875	30.225	25.795	110.2
4	10:47:46.103	1:08.973	19.772	26.502	22.699	92.7
5	10:48:54.962	1:08.859	19.272	26.959	22.628	109.7
6	10:50:01.661	1:06.699	18.686	25.469	22.544	111.3
7	10:51:12.027	1:10.366	19.013	25.844	25.509	103.2
8	10:52:18.749	1:06.722	19.956	25.110	21.656	96.7
9	10:53:24.103	1:05.354	18.305	25.300	21.749	109.3
10	10:54:29.350	1:05.247	17.909	25.196	22.142	114.5
11	10:55:34.678	1:05.328	18.225	25.404	21.699	112.8
(91) Craig HOUSTON						
1	10:43:56.221	1:13.510	23.397	26.903	23.210	32.1
2	10:45:05.233	1:09.012	19.304	25.966	23.742	111.1
3	10:46:12.948	1:07.715	19.367	25.409	22.939	110.6
4	10:47:22.628	1:09.680	19.533	26.426	23.721	111.7
5	10:48:30.922	1:08.294	19.444	25.898	22.952	106.9
6	10:49:39.908	1:08.986	19.101	26.783	23.102	108.9
7	10:50:47.152	1:07.244	19.495	25.180	22.569	111.5
8	10:51:53.784	1:06.632	19.014	25.337	22.281	113.2
9	10:53:02.585	1:08.801	18.567	27.092	23.142	113.9
10	10:54:09.456	1:06.871	18.984	25.362	22.525	113.9

Clerk of the Course

Sig : Time :
Chief Timekeeper : Ian Sharp (SMART Timing)
Results available at www.smart-timing.co.uk and www.speed

Printed: 18/04/2026 11:05:31





KMSC/SMRC Race meeting - AC

Scottish Modsports Race Championship

Knockhill AC 1.271 miles

Qualifying 2

18/04/2026 10:45

Practice (15:00 Time) started at 10:42:38

Lap	Time of Day	Lap Tm	S1	S2	S3	SFSpd
(14) Michael IMRIE						
1	10:44:17.504	1:16.036	24.673	27.182	24.181	34.1
2	10:45:26.648	1:09.144	20.218	25.424	23.502	90.8
3	10:46:36.534	1:09.886	19.951	25.363	24.572	91.6
4	10:47:44.535	1:08.001	19.881	24.727	23.393	91.7
5	10:48:53.347	1:08.812	19.614	25.332	23.866	92.9
6	10:50:00.488	1:07.141	19.507	24.715	22.919	91.3
7	10:51:14.064	1:13.576	19.792	24.350	29.434	92.6
8	10:52:26.540	1:12.476	21.967	27.893	22.616	72.3

(11) Ally CHALMERS						
1	10:44:40.044	1:24.491	28.223	29.408	26.860	31.4
2	10:45:54.088	1:14.044	21.649	27.031	25.364	86.1
3	10:47:09.138	1:15.050	22.618	26.945	25.487	87.6
4	10:48:23.821	1:14.683	20.926	25.804	27.953	88.0
5	10:49:40.799	1:16.978	22.142	28.746	26.090	85.1
6	10:50:53.257	1:12.458	21.421	25.972	25.065	87.2
7	10:52:05.782	1:12.525	21.612	25.886	25.027	86.9
8	10:53:18.737	1:12.955	21.106	25.642	26.207	86.7
9	10:54:30.734	1:11.997	21.586	25.654	24.757	86.8
10	10:55:43.009	1:12.275	21.408	25.901	24.966	88.3

(69) Andrew PATERSON						
1	10:44:37.478	1:19.558	24.565	29.748	25.245	31.4
2	10:45:52.632	1:15.154	19.755	28.999	26.400	97.1
3	10:47:06.605	1:13.973	20.164	29.755	24.054	95.6

Clerk of the Course

Sig : Time :
Chief Timekeeper : Ian Sharp (SMART Timing)

Results available at www.smart-timing.co.uk and www.speed

Printed: 18/04/2026 11:05:31





KMSC/SMRC Race meeting - AC

Scottish Modsports Race Championship

Knockhill AC 1.271 miles

Race 3 - 1st Race

18/04/2026 14:25

Race (12:00 and 1 Laps)



1 x 1 Grid format

POLE POSITION

1	1 9 Ron CUMMING 56.664	2 26 Michael BARRON 58.562
2	3 1 Adam MORRISON 59.441	4 155 Adam KINDNESS 1:00.178
3	5 55 Fiona KINDNESS 1:00.842	6 333 Iain BLACKLEY 1:01.785
4	7 23 Andrew COWIE 1:02.227	8 221 James STRACHAN 1:02.686
5	9 21 Louise STRACHAN 1:02.817	10 78 David HEADEN 1:03.888
6	11 10 Mark THOMSON 1:04.788	12 63 Stuart THOMSON 1:05.247
7	13 91 Craig HOUSTON 1:06.632	14 14 Michael IMRIE 1:07.141
8	15 11 Ally CHALMERS 1:11.997	16 69 Andrew PATERSON 1:13.973
9	17 96 Murray DOUGLAS	

Clerk of the Course

Sig : Time :
Chief Timekeeper : Ian Sharp (SMART Timing)

Results available at www.smart-timing.co.uk and www.speed

Printed: 18/04/2026 11:07:03



Orbits

**KMSC/SMRC Race meeting - AC****Sorted on Laps**

Scottish Legends Cars Championship

Knockhill AC 1.271 miles

Race 1 - Heat 1a

18/04/2026 11:05

Race (9 Laps) started at 11:09:40

Pos	No.	Name	Make/Model	CC	Class	Laps	Total Tm	Diff	Best Tm	In Lap	2nd Best
1	95	Maxim POPELYUSHKO	Legend Coupe	847	SC	9	11:59.253		1:00.611	8	1:00.829
2	85	Mark BEATY	Legend 34 Coupe	890	SC	9	11:59.289	0.036	1:00.969	8	1:00.999
3	2	David ALLAN	34 Coupe	890	SC	9	11:59.404	0.151	1:00.517	9	1:01.299
4	27	Grant HUNTER	Legend Coupe	890	SC	9	12:02.435	3.182	1:01.378	8	1:01.484
5	1	Ben MASON	Ford Coupe	847	SC	9	12:02.468	3.215	59.837	8	1:01.251
6	24	Matthew PAPE	Legend 34 Coupe	950	SC	9	12:02.614	3.361	1:00.505	9	1:00.866
7	97	Jamie BLAKE	Legend Coupe	890	SC	9	12:02.877	3.624	59.913	8	1:01.858
8	77	Michael WEDDELL	Legend Coupe	890	SC	9	12:02.996	3.743	59.523	9	1:00.903
9	14	Daniel CLARK	Legend Coupe	890	SC	9	12:03.258	4.005	59.170	9	1:01.152
10	305	Carlos PEREZ	Ford Coupe	890	SC	9	12:04.992	5.739	1:01.552	9	1:02.483
11	35	Neil SHENTON	Legend 34 Coupe	890	SC	9	12:05.103	5.850	1:00.891	9	1:02.040
12	51	Murray SCOTT	Legend Coupe	950	SC	9	12:05.262	6.009	1:00.070	9	1:01.522
13	6	Gary ATKINSON	Ford Coupe	890	SC	9	12:07.618	8.365	1:01.359	9	1:01.797
14	48	Declan BURKE	Legend Coupe	1250	SC	9	12:07.924	8.671	1:01.183	9	1:01.590
15	9	Colin ATKINSON	Ford Coupe	899	SC	9	12:08.816	9.563	1:01.584	8	1:01.696
16	94	Angus SCRIVENER	Legend 34 Coupe	899	SCR	9	12:09.535	10.282	1:00.975	8	1:01.837
17	555	Ewan ROBERTSON	Legend Coupe	900	SC	9	12:10.340	11.087	1:02.895	9	1:03.429
18	55	Stuart McANDREW	Legend Coupe	1250	SC	9	12:10.608	11.355	1:01.975	7	1:02.141
19	22	Chris DEWEY	Legend Coupe	1250	SC	9	12:10.955	11.702	1:01.802	8	1:02.136
20	733	Keith ATKINSON	Legend Coupe	1250	SC	9	12:12.918	13.665	1:02.473	9	1:02.484
21	12	Colin REID	Ford Coupe	890	KCR	9	12:15.665	16.412	1:02.175	9	1:02.776
22	68	Nick BRIDGEMAN	Legend 34 Coupe	1250	SC	9	12:17.613	18.360	1:00.591	9	1:01.032
23	86	Jon CRITCHLOW	Legend Coupe	1250	SC	9	12:17.682	18.429	1:00.462	9	1:00.790
24	333	Bill READ	Legend Coupe	890	SC	9	12:28.289	29.036	1:03.490	9	1:05.302
25	15	Elby CLARK	Legend Coupe	890	SC	9	12:28.304	29.051	1:03.241	9	1:04.577
26	44	Harry IRVINE	Legend 37 Sedan	1250	KCR LT	9	12:28.698	29.445	1:03.575	9	1:03.729
27	7	Christopher WALLACE	Ford Coupe	1250	KC	9	12:30.342	31.089	1:04.396	9	1:04.609
28	236	Darryl LAWS	Legend Coupe	890	SC	9	12:30.837	31.584	1:04.299	7	1:04.657
29	43	Aiden McANDREW-DOWEN	Legend 37 Sedan	1250	LT	9	12:31.829	32.576	1:03.911	9	1:04.210
30	66	Alastair CALDERWOOD	Legend Sedan	900	SC	9	12:32.461	33.208	1:04.538	7	1:04.564
31	5	Richard DUNBAR	Ford Coupe	1250	KCR	9	12:50.099	50.846	1:05.876	9	1:07.111
Not classified											
DNF	13	Scott SMITH	Legends Sedan	1250	KC	7	9:58.833	DNF	1:01.749	7	1:01.891
DNF	17	Ronald WILKINSON	Legend Coupe	1250	SC	3	5:47.533	DNF	1:19.422	1	1:34.599
DNF	127	Phil ROWLANDS	Legend Coupe	890	SC		3.444	DNF		0	

Announcements

Race distance increased to 9 Laps - 1 Lap completed behind the Safety Car
 Chequered Flag shown after 10 Laps - Result declared at 9 Laps

Margin of Victory	Avg. Speed	Best Lap Tm	Best Speed	Best Lap by
0.036	57.268	59.170	77.348	14 - Daniel CLARK

Clerk of the Course

Sig : Time :
 Chief Timekeeper : Ian Sharp (SMART Timing)

Results available at www.smart-timing.co.uk and www.specc

Printed: 18/04/2026 11:25:17

**Orbits**

KMSC/SMRC Race meeting - AC

Scottish Legends Cars Championship

Knockhill AC 1.271 miles

Race 1 - Heat 1a

18/04/2026 11:05

Race (9 Laps) started at 11:09:40

Lap	Time of Day	Lap Tm	S1	S2	S3	SFSpd
(95) Maxim POPELYUSHKO						
1	11:10:51.121	1:07.489	18.927	25.085	23.477	82.7
2	11:13:40.219	2:49.098	24.111	1:13.968	1:11.019	65.7
3	11:15:22.782	1:42.563	27.161	43.815	31.587	44.6
4	11:16:25.877	1:03.095	18.054	23.918	21.123	102.9
5	11:17:35.493	1:09.616	17.455	23.409	28.752	103.7
6	11:18:37.385	1:01.892	18.381	22.726	20.785	99.3
7	11:19:38.410	1:01.025	16.915	23.490	20.620	105.5
8	11:20:39.021	1:00.611	17.296	23.036	20.279	106.7
9	11:21:39.850	1:00.829	17.596	22.413	20.820	108.1

(85) Mark BEATY						
1	11:10:49.318	1:05.692	19.615	23.656	22.421	85.1
2	11:13:39.374	2:50.056	26.932	1:11.915	1:11.209	77.9
3	11:15:22.154	1:42.780	28.978	42.421	31.381	45.0
4	11:16:24.812	1:02.658	18.555	22.813	21.290	103.2
5	11:17:34.060	1:09.248	18.373	23.126	27.749	100.9
6	11:18:36.564	1:02.504	18.446	22.465	21.593	97.4
7	11:19:37.918	1:01.354	18.093	22.780	20.481	100.0
8	11:20:38.887	1:00.969	18.028	22.311	20.630	105.5
9	11:21:39.886	1:00.999	17.718	22.791	20.490	102.5

(2) David ALLAN						
1	11:10:48.483	1:04.993	19.206	23.787	22.000	83.8
2	11:13:38.133	2:49.650	26.687	1:12.086	1:10.877	102.9
3	11:15:21.988	1:43.855	29.815	42.410	31.630	46.5
4	11:16:24.810	1:02.822	18.807	23.381	20.634	100.6
5	11:17:35.259	1:10.449	18.008	22.983	29.458	107.7
6	11:18:36.558	1:01.299	18.262	22.409	20.628	97.3
7	11:19:37.910	1:01.352	17.834	22.212	21.306	107.4
8	11:20:39.484	1:01.574	19.367	21.996	20.211	101.5
9	11:21:40.001	1:00.517	17.597	22.675	20.245	108.6

(27) Grant HUNTER						
1	11:10:51.354	1:07.617	19.856	24.236	23.525	87.5
2	11:13:41.155	2:49.801	26.600	1:12.000	1:11.201	62.3
3	11:15:22.890	1:41.735	28.336	42.105	31.294	44.3
4	11:16:27.008	1:04.118	18.857	24.175	21.086	106.5
5	11:17:36.174	1:09.166	18.053	22.830	28.283	106.4
6	11:18:38.637	1:02.463	18.602	23.013	20.848	100.6
7	11:19:40.170	1:01.533	18.215	22.609	20.709	106.9
8	11:20:41.548	1:01.378	18.486	22.649	20.243	108.6
9	11:21:43.032	1:01.484	18.264	22.387	20.833	108.1

(1) Ben MASON						
1	11:11:00.240	1:14.090	20.075	27.845	26.170	97.4
2	11:13:51.469	2:51.229	27.636	1:13.878	1:09.715	56.4
3	11:15:26.461	1:34.992	24.833	40.582	29.577	40.5
4	11:16:29.984	1:03.523	18.144	24.495	20.884	108.1
5	11:17:38.574	1:08.590	17.967	23.032	27.591	109.7
6	11:18:40.550	1:01.976	17.828	23.118	21.030	104.7
7	11:19:41.801	1:01.251	18.111	22.187	20.953	106.2
8	11:20:41.638	59.887	17.840	22.087	19.910	107.4
9	11:21:43.065	1:01.427	17.856	23.142	20.429	111.1

(24) Matthew PAPE						
1	11:11:06.642	1:19.087	20.054	28.814	30.219	97.8
2	11:13:55.185	2:48.543	27.467	1:13.202	1:07.874	59.9
3	11:15:28.291	1:33.106	25.613	38.968	28.525	43.3
4	11:16:30.640	1:02.349	18.235	23.270	20.844	107.5
5	11:17:38.635	1:07.995	17.469	23.332	27.194	110.7
6	11:18:40.545	1:01.910	18.546	22.642	20.722	106.0
7	11:19:41.840	1:01.295	18.377	22.279	20.639	108.9
8	11:20:42.706	1:00.866	18.177	22.462	20.227	113.4
9	11:21:43.211	1:00.505	17.471	22.342	20.692	109.5

(97) Jamie BLAKE						
1	11:10:57.417	1:12.526	20.013	26.899	25.614	90.6
2	11:13:48.509	2:51.092	28.951	1:12.029	1:10.112	51.9
3	11:15:25.705	1:37.196	26.411	40.339	30.446	38.6
4	11:16:28.250	1:02.545	18.364	23.528	20.653	105.7
5	11:17:36.769	1:08.519	18.453	23.304	26.762	112.8
6	11:18:39.809	1:03.040	18.430	23.306	21.304	104.0

Lap	Time of Day	Lap Tm	S1	S2	S3	SFSpd
7	11:19:41.667	1:01.858	17.848	22.994	21.016	107.4
8	11:20:41.580	59.918	17.811	22.008	20.094	109.7
9	11:21:43.474	1:01.894	19.035	22.218	20.641	110.2

(77) Michael WEDDELL						
1	11:11:06.063	1:19.039	19.787	28.905	30.347	97.0
2	11:13:54.428	2:48.365	27.261	1:12.729	1:08.375	58.4
3	11:15:28.203	1:33.775	25.781	38.710	29.284	41.5
4	11:16:30.721	1:02.518	18.232	23.650	20.636	107.5
5	11:17:38.750	1:08.029	17.847	23.939	26.243	112.0
6	11:18:41.370	1:02.620	18.657	23.170	20.793	105.8
7	11:19:42.273	1:00.903	17.999	22.696	20.208	109.5
8	11:20:44.070	1:01.797	17.881	23.489	20.427	112.2
9	11:21:43.593	59.528	17.437	21.582	20.504	110.0

(14) Daniel CLARK						
1	11:10:58.108	1:12.420	19.726	26.677	26.017	88.6
2	11:13:49.917	2:51.809	28.328	1:12.822	1:10.659	47.8
3	11:15:25.804	1:35.887	25.337	40.711	29.839	40.3
4	11:16:29.606	1:03.802	18.408	24.647	20.747	108.2
5	11:17:38.500	1:08.894	17.407	23.780	27.707	108.6
6	11:18:40.933	1:02.433	18.646	22.973	20.814	103.6
7	11:19:42.085	1:01.152	18.121	22.715	20.316	110.6
8	11:20:44.685	1:02.600	18.454	23.868	20.278	112.0
9	11:21:43.855	59.170	16.844	22.405	19.921	110.9

(305) Carlos PEREZ						
1	11:10:53.348	1:08.578	19.874	24.612	24.092	88.6
2	11:13:44.908	2:51.560	27.243	1:12.944	1:11.373	58.4
3	11:15:23.752	1:38.844	27.635	41.150	30.059	39.5
4	11:16:27.634	1:03.882	18.514	23.911	21.457	104.0
5	11:17:36.292	1:08.658	18.368	22.682	27.608	107.7
6	11:18:38.973	1:02.681	18.622	23.132	20.927	100.3
7	11:19:41.456	1:02.483	18.335	22.852	21.296	110.0
8	11:20:44.037	1:02.581	17.954	23.993	20.634	107.0
9	11:21:45.589	1:01.552	18.187	22.332	21.033	107.9

(35) Neil SHENTON						
1	11:10:55.648	1:10.486	19.243	26.125	25.118	89.6
2	11:13:46.671	2:51.023	27.062	1:13.249	1:10.712	53.3
3	11:15:24.151	1:37.480	25.587	41.810	30.083	34.8
4	11:16:28.044	1:03.893	18.541	24.466	20.886	106.2
5	11:17:36.980	1:08.936	18.265	23.353	27.318	110.2
6	11:18:39.729	1:02.749	17.528	23.757	21.464	98.3
7	11:19:41.769	1:02.040	17.106	23.534	21.400	106.9
8	11:20:44.809	1:03.040	17.905	24.304	20.831	106.9
9	11:21:45.700	1:00.891	17.371	22.931	20.589	107.0

(51) Murray SCOTT						
1	11:10:59.607	1:13.727	20.394	27.590	25.743	92.8
2	11:13:50.611	2:51.004	29.041	1:11.709	1:10.254	53.3
3	11:15:26.316	1:35.705	26.680	39.284	29.741	41.7
4	11:16:29.695	1:03.379	18.112	24.168	21.099	106.4
5	11:17:39.095	1:09.400	18.309	25.042	26.049	105.5
6	11:18:41.876	1:02.781	18.427	23.574	20.780	106.7
7	11:19:44.267	1:02.391	18.318	23.203	20.870	107.7
8	11:20:45.789	1:01.522	17.933	23.075	20.514	105.8
9	11:21:45.859	1:00.070	17.560	22.233	20.277	107.7

(6) Gary ATKINSON						
1	11:11:03.227	1:16.488	19.906	28.655	27.927	97.0
2	11:13:52.655	2:49.428	28			



KMSC/SMRC Race meeting - AC

Scottish Legends Cars Championship

Knockhill AC 1.271 miles

Race 1 - Heat 1a

18/04/2026 11:05

Race (9 Laps) started at 11:09:40

Lap	Time of Day	Lap Tm	S1	S2	S3	SFSpd
4	11:16:33.227	1:04.228	19.133	23.785	21.310	104.0
5	11:17:40.706	1:07.479	18.620	24.029	24.830	103.4
6	11:18:43.525	1:02.819	18.511	23.228	21.080	100.3
7	11:19:45.748	1:02.223	18.498	22.930	20.795	103.7
8	11:20:47.338	1:01.590	17.668	23.318	20.604	105.2
9	11:21:48.521	1:01.183	17.849	22.626	20.708	106.2

Lap	Time of Day	Lap Tm	S1	S2	S3	SFSpd
1	11:11:14.521	1:25.230	20.490	30.628	34.112	89.4
2	11:14:01.504	2:46.983	25.797	1:18.302	1:02.884	60.0
3	11:15:32.673	1:31.169	26.828	37.123	27.218	42.7
4	11:16:36.784	1:04.111	19.191	24.013	20.907	106.7
5	11:17:44.625	1:07.841	18.614	24.153	25.074	108.2
6	11:18:48.219	1:03.594	18.553	23.350	21.691	103.6
7	11:19:50.995	1:02.776	18.312	23.142	21.322	104.9
8	11:20:54.087	1:03.092	18.244	23.880	20.968	105.5
9	11:21:56.262	1:02.175	17.902	22.772	21.501	105.3

(9) Colin ATKINSON

1	11:10:56.675	1:11.466	20.231	25.939	25.296	95.3
2	11:13:47.283	2:50.608	28.869	1:11.614	1:10.125	52.6
3	11:15:24.866	1:37.583	27.073	40.143	30.367	33.0
4	11:16:28.184	1:03.318	18.051	24.508	20.759	106.0
5	11:17:36.396	1:08.212	17.898	23.266	27.048	112.6
6	11:18:38.092	1:01.696	18.406	22.507	20.783	103.4
7	11:19:39.922	1:01.830	18.307	22.837	20.686	108.2
8	11:20:41.506	1:01.584	18.635	22.467	20.482	108.2
9	11:21:49.413	1:07.907	24.808	22.671	20.428	106.4

(68) Nick BRIDGEMAN

1	11:11:26.276	1:40.774	19.371	43.219	38.184	92.9
2	11:14:09.133	2:42.857	26.826	1:18.130	57.901	56.6
3	11:15:40.514	1:31.381	26.295	36.846	28.240	37.4
4	11:16:44.190	1:03.676	18.009	23.981	21.686	99.3
5	11:17:50.730	1:06.540	17.525	24.481	24.534	105.8
6	11:18:55.034	1:04.304	17.709	25.554	21.041	102.9
7	11:19:56.587	1:01.553	17.528	23.184	20.841	107.9
8	11:20:57.619	1:01.032	16.990	23.414	20.628	104.9
9	11:21:58.210	1:00.591	17.012	23.075	20.504	105.3

(94) Angus SCRIVENER

1	11:11:13.667	1:24.886	20.422	30.593	33.871	94.1
2	11:14:00.471	2:46.804	25.752	1:17.912	1:03.140	63.4
3	11:15:32.058	1:31.587	25.632	38.449	27.506	42.4
4	11:16:35.911	1:03.853	19.090	23.850	20.913	102.6
5	11:17:43.051	1:07.140	17.871	23.952	25.317	108.4
6	11:18:45.444	1:02.393	18.199	23.524	20.670	104.7
7	11:19:47.281	1:01.837	18.487	22.905	20.445	108.9
8	11:20:48.256	1:00.975	17.779	22.982	20.214	110.4
9	11:21:50.132	1:01.876	18.349	23.240	20.287	109.1

(86) Jon CRITCHLOW

1	11:11:34.758	1:49.835	20.305	47.130	42.400	88.8
2	11:14:10.064	2:35.306	24.127	1:14.045	57.134	63.1
3	11:15:40.653	1:30.589	26.617	36.082	27.890	33.9
4	11:16:45.012	1:04.359	18.857	23.215	22.287	99.0
5	11:17:50.912	1:05.900	18.280	23.631	23.989	104.5
6	11:18:54.964	1:04.052	19.007	23.620	21.425	104.2
7	11:19:57.027	1:02.063	18.567	22.673	20.823	103.7
8	11:20:57.817	1:00.790	17.778	22.462	20.550	105.2
9	11:21:58.279	1:00.462	17.843	22.290	20.329	108.1

(555) Ewan ROBERTSON

1	11:10:52.509	1:08.075	20.030	24.523	23.522	88.2
2	11:13:43.572	2:51.063	27.157	1:12.523	1:11.383	57.5
3	11:15:23.618	1:40.046	28.046	41.445	30.555	41.7
4	11:16:27.884	1:04.266	18.936	24.205	21.125	105.5
5	11:17:37.140	1:09.256	18.664	24.062	26.530	108.1
6	11:18:40.569	1:03.429	18.739	23.498	21.192	106.2
7	11:19:44.253	1:03.684	18.466	24.077	21.141	105.7
8	11:20:48.042	1:03.789	18.620	24.163	21.006	105.5
9	11:21:50.937	1:02.895	18.282	23.831	20.782	108.2

(333) Bill READ

1	11:11:16.758	1:28.351	20.542	32.006	35.803	94.3
2	11:14:02.179	2:45.421	24.664	1:19.201	1:01.556	60.0
3	11:15:33.338	1:31.159	26.925	37.350	26.884	43.5
4	11:16:40.262	1:06.924	19.159	25.561	22.204	104.4
5	11:17:49.337	1:09.075	19.447	25.282	24.346	103.9
6	11:18:54.738	1:05.401	18.891	24.176	22.334	101.1
7	11:20:00.094	1:05.356	19.175	24.060	22.121	102.6
8	11:21:05.396	1:05.302	18.715	24.361	22.226	103.9
9	11:22:08.886	1:03.490	18.271	23.624	21.595	102.8

(55) Stuart McANDREW

1	11:11:09.641	1:25.129	20.292	33.740	31.097	84.6
2	11:13:57.590	2:47.949	26.480	1:15.909	1:05.560	59.4
3	11:15:29.964	1:32.374	25.333	39.490	27.551	43.0
4	11:16:34.890	1:04.926	18.936	24.502	21.488	108.2
5	11:17:41.395	1:06.505	18.615	23.462	24.428	108.1
6	11:18:44.030	1:02.635	18.406	23.139	21.090	105.8
7	11:19:46.005	1:01.975	18.096	23.286	20.593	109.1
8	11:20:48.146	1:02.141	17.789	23.495	20.857	110.9
9	11:21:51.205	1:03.059	18.593	23.674	20.792	110.7

(15) Elby CLARK

1	11:11:18.824	1:33.558	21.377	35.974	36.207	88.6
2	11:14:03.014	2:44.190	23.727	1:19.350	1:01.113	58.2
3	11:15:33.614	1:30.600	25.604	38.664	26.332	44.0
4	11:16:41.371	1:07.757	19.190	26.117	22.450	104.4
5	11:17:49.603	1:08.232	18.770	25.456	24.006	108.4
6	11:18:55.568	1:05.965	18.572	26.085	21.308	104.4
7	11:20:00.145	1:04.577	17.830	24.847	21.900	108.1
8	11:21:05.660	1:05.515	18.564	25.543	21.408	108.4
9	11:22:08.901	1:03.241	18.184	23.868	21.189	106.5

(22) Chris DEWEY

1	11:11:11.384	1:23.460	20.535	30.517	32.408	93.1
2	11:13:58.671	2:47.287	26.536	1:15.356	1:05.395	59.0
3	11:15:31.154	1:32.483	25.512	39.109	27.862	40.9
4	11:16:35.105	1:03.951	19.268	23.672	21.011	99.9
5	11:17:42.502	1:07.397	18.676	23.554	25.167	106.5
6	11:18:45.078	1:02.576	18.489	23.167	20.920	98.1
7	11:19:47.214	1:02.136	18.691	22.467	20.978	105.2
8	11:20:49.016	1:01.802	18.325	22.740	20.737	101.8
9	11:21:51.552	1:02.536	18.208	23.458	20.870	103.4

(44) Harry IRVINE

1	11:11:20.065	1:30.036	20.737	32.534	36.765	93.1
2	11:14:04.412	2:44.347	26.081	1:18.139	1:00.127	54.6
3	11:15:34.326	1:29.914	26.468	37.164	26.282	46.8
4	11:16:41.229	1:06.903	19.135	25.150	22.618	102.9
5	11:17:50.746	1:09.517	19.939	24.885	24.693	100.9
6	11:18:57.097	1:06.351	19.975	24.598	21.778	97.3
7	11:20:00.826	1:03.729	18.706	23.439	21.584	103.2
8	11:21:05.720	1:04.894	18.479	24.324	22.091	102.9
9	11:22:09.295	1:03.575	19.197	23.516	20.862	102.5

(733) Keith ATKINSON

1	11:11:08.420	1:22.286	21.204	30.835	30.247	92.8
2	11:13:56.715	2:48.295	25.598	1:16.302	1:06.395	62.7
3	11:15:29.875	1:33.160	23.612	41.488	28.060	44.5
4	11:16:34.398	1:04.523	18.903	23.904	21.716	103.6
5	11:17:41.297	1:06.899	18.428	23.772	24.699	102.0
6	11:18:44.829	1:03.532	18.908	23.485	21.139	101.5
7	11:19:48.558	1:03.729	19.230	23.573	20.926	105.3
8	11:20:51.042	1:02.484	17.749	23.824	20.911	104.7
9	11:21:53.515	1:02.473	18.086	22.770	21.617	103.4

(7) Christopher WALLACE

1	11:11:12.572	1:25.519	20.943	31.381	33.195	91.6
2	11:13:59.251	2:46.679	24.629	1:17.712	1:04.338	59.9
3	11:15:32.077	1:32.826	24.382	40.156	28.288	43.7
4	11:16:40.262	1:08.185	19.190	26.006	22.989	96.1
5	11:17:50.259	1:09.997	19.232	25.847	24.918	94.5
6	11:18:57.118	1:06.859	18.963	25.551	22.345	95.7
7	11:20:01.934	1:04.816	18.247	24.664	21.905	99.1
8	11:21:06.543	1:04.609	18.370	24.455	21.784	99.7

(12) Colin REID

Clerk of the Course



KMSC/SMRC Race meeting - AC

Scottish Legends Cars Championship

Knockhill AC 1.271 miles

Race 1 - Heat 1a

18/04/2026 11:05

Race (9 Laps) started at 11:09:40

Lap	Time of Day	Lap Tm	S1	S2	S3	SFSpd
9	11:22:10.939	1:04.396	18.129	24.457	21.810	100.8

Lap	Time of Day	Lap Tm	S1	S2	S3	SFSpd
-----	-------------	--------	----	----	----	-------

(236) Darryl LAWS

1	11:11:21.430	1:32.560	21.397	34.294	36.869	84.8
2	11:14:05.509	2:44.079	25.766	1:18.828	59.485	54.6
3	11:15:34.582	1:29.073	26.260	37.104	25.709	48.2
4	11:16:42.425	1:07.843	20.338	25.664	21.841	105.0
5	11:17:51.355	1:08.930	19.010	25.430	24.490	106.2
6	11:18:57.759	1:06.404	19.948	24.989	21.467	103.7
7	11:20:02.058	1:04.299	18.402	24.693	21.204	106.0
8	11:21:06.715	1:04.657	19.314	24.139	21.204	109.5
9	11:22:11.434	1:04.719	19.142	24.159	21.418	107.2

(43) Aiden McANDREW-DOWEN

1	11:11:23.475	1:33.463	22.416	33.751	37.296	86.9
2	11:14:07.810	2:44.335	26.081	1:19.555	58.699	55.0
3	11:15:36.615	1:28.805	26.501	36.400	25.904	38.2
4	11:16:45.200	1:08.585	19.450	25.835	23.300	105.8
5	11:17:53.478	1:08.278	19.247	25.329	23.702	103.7
6	11:18:59.456	1:05.978	19.080	24.725	22.173	105.2
7	11:20:04.305	1:04.849	18.878	24.142	21.829	108.2
8	11:21:08.515	1:04.210	18.180	24.639	21.391	106.9
9	11:22:12.426	1:03.911	18.601	23.631	21.679	109.3

(66) Alastair CALDERWOOD

1	11:11:22.194	1:31.850	21.589	33.331	36.930	89.6
2	11:14:06.433	2:44.239	26.009	1:18.983	59.247	53.2
3	11:15:35.566	1:29.133	26.210	36.874	26.049	41.7
4	11:16:44.194	1:08.628	19.614	26.135	22.879	104.2
5	11:17:52.424	1:08.230	19.898	25.146	23.186	102.1
6	11:18:59.212	1:06.788	19.272	25.187	22.329	105.7
7	11:20:03.750	1:04.538	18.718	24.071	21.749	103.6
8	11:21:08.494	1:04.744	18.475	24.476	21.793	103.7
9	11:22:13.058	1:04.564	19.302	23.897	21.365	103.9

(5) Richard DUNBAR

1	11:11:25.890	1:34.405	21.146	34.799	38.460	88.9
2	11:14:08.902	2:43.012	27.088	1:17.615	58.309	51.8
3	11:15:40.348	1:31.446	26.440	36.459	28.547	37.2
4	11:16:51.289	1:10.941	19.415	26.949	24.577	92.8
5	11:18:01.153	1:09.864	19.000	26.851	24.013	97.3
6	11:19:09.564	1:08.411	18.738	26.369	23.304	98.7
7	11:20:17.709	1:08.145	18.657	26.213	23.275	99.0
8	11:21:24.820	1:07.111	18.441	25.965	22.705	98.7
9	11:22:30.696	1:05.876	18.358	25.333	22.185	99.7

(13) Scott SMITH

1	11:10:52.034	1:08.053	19.746	24.340	23.967	88.8
2	11:13:42.284	2:50.250	26.808	1:11.907	1:11.535	61.1
3	11:15:23.184	1:40.900	28.249	41.776	30.875	40.2
4	11:16:25.867	1:02.683	18.769	23.401	20.513	103.9
5	11:17:35.790	1:09.923	18.337	22.987	28.599	105.5
6	11:18:37.681	1:01.891	18.180	22.867	20.844	100.5
7	11:19:39.430	1:01.749	17.757	22.642	21.350	106.7

(17) Ronald WILKINSON

1	11:11:03.739	1:19.422	20.698	30.083	28.641	84.7
2	11:13:53.531	2:49.792	28.149	1:12.556	1:09.087	62.7
3	11:15:28.130	1:34.599	25.996	38.679	29.924	42.2

Clerk of the Course

Sig : Time :
 Chief Timekeeper : Ian Sharp (SMART Timing)
 Results available at www.smart-timing.co.uk and www.speed
 Printed: 18/04/2026 11:26:35





KMSC/SMRC Race meeting - AC

Lapchart

Scottish Legends Cars Championship

Knockhill AC 1.271 miles

Race 1 - Heat 1a

18/04/2026 11:05

Race (9 Laps) started at 11:09:40

Competitors	Laps										
	0	1	2	3	4	5	6	7	8	9	
David ALLAN (2)	1	2	2	2	2	85	2	2	85	95	
Mark BEATY (85)	2	85	85	85	85	85	2	85	85	95	85
Maxim POPELYUSHKO (95)	3	95	95	95	95	13	95	95	95	2	2
Grant HUNTER (27)	4	27	27	27	27	95	13	13	13	9	27
Scott SMITH (13)	5	13	13	13	13	27	27	9	9	27	1
Phil ROWLANDS (127)	6	127	555	555	555	305	305	27	27	97	24
Ronald WILKINSON (17)	7	17	305	305	305	555	9	305	305	1	97
Ewan ROBERTSON (555)	8	555	35	35	35	35	97	35	97	24	77
Stuart McANDREW (55)	9	55	9	9	9	9	35	97	35	305	14
Carlos PEREZ (305)	10	305	97	97	97	97	555	24	1	77	305
Jamie BLAKE (97)	11	97	14	14	14	14	14	1	24	14	35
Jon CRITCHLOW (86)	12	86	51	51	51	51	1	555	14	35	51
Neil SHENTON (35)	13	35	1	1	1	1	24	14	77	51	6
Colin ATKINSON (9)	14	9	6	6	6	24	77	77	555	6	48
Elby CLARK (15)	15	15	17	17	17	77	51	51	51	48	9
Nick BRIDGEMAN (68)	16	68	77	77	77	6	6	6	6	555	94
Daniel CLARK (14)	17	14	24	24	24	48	48	48	48	55	555
Murray SCOTT (51)	18	51	48	48	48	733	733	55	55	94	55
Keith ATKINSON (733)	19	733	733	733	733	55	55	733	22	22	22
Ben MASON (1)	20	1	55	55	55	22	22	22	94	733	733
Gary ATKINSON (6)	21	6	22	22	22	94	94	94	733	12	12
Michael WEDDELL (77)	22	77	7	7	94	12	12	12	12	68	68
Christopher WALLACE (7)	23	7	94	94	7	7	333	333	68	86	86
Declan BURKE (48)	24	48	12	12	12	333	15	86	86	333	333
Matthew PAPE (24)	25	24	333	333	333	44	7	68	333	15	15
Chris DEWEY (22)	26	22	15	15	15	15	68	15	15	44	44
Bill READ (333)	27	333	44	44	44	236	44	44	44	7	7
Angus SCRIVENER (94)	28	94	236	236	236	68	86	7	7	236	236
Darryl LAWS (236)	29	236	66	66	66	66	236	236	236	66	43
Colin REID (12)	30	12	43	43	43	86	66	66	66	43	66
Aiden McANDREW-DOWEN (43)	31	43	5	5	5	43	43	43	43	5	5
Harry IRVINE (44)	32	44	68	68	68	5	5	5	5	5	5
Alastair CALDERWOOD (66)	33	66	86	86	86						
Richard DUNBAR (5)	34	5									

Clerk of the Course

Sig : Time :
Chief Timekeeper : Ian Sharp (SMART Timing)
Results available at www.smart-timing.co.uk and www.speed



Orbits

KMSC/SMRC Race meeting - AC
Sorted on best lap time

Super Lap Scotland

Knockhill AC 1.271 miles

Practice 1

18/04/2026 11:30

Practice (15:00 Time) started at 11:37:34

Pos	No.	Name	Make/Model	CC	Class	Laps	Best Tm	Diff	Best Speed	2nd Best
1	92	Michael OSBORNE Snr	Mitsubishi Evo5	1998	P	8	58.655		78.027	1:00.373
2	7	Steven ARKLEY	Westfield Megabusa	1440	B RC	8	1:01.581	2.926	74.320	1:02.476
3	64	David WALLACE	Honda S2000	2000	E	10	1:02.098	3.443	73.701	1:02.323
4	1	David CAPSTICK	Renault Megane R26	2000	F RC	9	1:02.222	3.567	73.554	1:02.848
5	392	Philip TAYLOR	Renault Clio	2000	F	12	1:03.066	4.411	72.570	1:03.326
6	67	Marshall WISHART	Lotus Elise S3	1800	C RC	3	1:03.919	5.264	71.601	1:15.629
7	29	Carl WALKER	Renault Megane R26	2000	E RC	1	1:29.973	31.318	50.867	

Clerk of the Course

 Sig : Time :
 Chief Timekeeper : Ian Sharp (SMART Timing)

 Results available at www.smart-timing.co.uk and www.speed

Printed: 18/04/2026 11:53:50


 motor
sport
UK

**RACE
WITH
RESPECT**


Orbits

KMSC/SMRC Race meeting - AC

Super Lap Scotland

Knockhill AC 1.271 miles

Practice 1

18/04/2026 11:30

Practice (15:00 Time) started at 11:37:34

Lap	Time of Day	Lap Tm	S1	S2	S3	SFSpd
(92) Michael OSBORNE Snr						
1	11:39:19.497	1:23.542	28.489	30.864	24.189	25.2
2	11:40:23.907	1:04.410	18.771	24.432	21.207	103.6
3	11:41:25.536	1:01.629	17.734	23.620	20.275	107.4
4	11:42:25.909	1:00.373	17.934	22.626	19.813	112.6
5	11:46:19.358	3:53.449	16.990	25.852	3:10.607	117.9
6	11:47:26.650	1:07.292	22.914	24.226	20.152	33.3
7	11:48:25.305	58.655	16.879	21.814	19.962	116.7
8	11:49:29.174	1:03.869	18.620	24.964	20.285	116.1

(7) Steven ARKLEY						
1	11:39:16.762	1:23.829	29.952	30.048	23.829	21.6
2	11:40:21.754	1:04.992	18.965	24.994	21.033	104.0
3	11:41:24.504	1:02.750	17.778	23.781	21.191	114.3
4	11:42:31.337	1:06.833	19.941	25.008	21.884	109.1
5	11:43:33.813	1:02.476	17.376	23.790	21.310	115.5
6	11:44:36.706	1:02.893	17.643	24.431	20.819	112.4
7	11:45:54.401	1:17.695	21.575	32.660	23.460	111.7
8	11:46:55.982	1:01.581	17.507	23.295	20.779	114.9

(64) David WALLACE						
1	11:38:55.805	1:17.831	25.961	28.588	23.282	28.1
2	11:40:05.179	1:09.374	18.532	24.599	26.243	102.9
3	11:41:14.430	1:09.251	20.865	25.472	22.914	66.7
4	11:42:17.882	1:03.452	18.196	23.889	21.367	105.3
5	11:43:20.879	1:02.997	18.155	23.647	21.195	106.7
6	11:44:24.179	1:03.300	18.310	23.722	21.268	107.4
7	11:45:26.277	1:02.098	17.626	23.236	21.236	106.7
8	11:46:28.600	1:02.323	18.202	22.798	21.323	107.4
9	11:47:31.200	1:02.600	17.769	23.302	21.529	106.4
10	11:48:45.279	1:14.079	18.417	28.126	27.536	106.9

(1) David CAPSTICK						
1	11:38:56.300	1:15.917	25.213	27.770	22.934	30.8
2	11:40:01.417	1:05.117	19.213	23.868	22.036	105.5
3	11:41:04.751	1:03.334	18.679	23.324	21.331	106.2
4	11:42:07.599	1:02.848	18.192	23.254	21.402	107.0
5	11:43:49.261	1:41.662	28.620	39.868	33.174	105.7
6	11:45:32.744	1:43.483	30.579	39.685	33.219	45.3
7	11:47:04.522	1:31.778	29.634	39.247	22.897	50.2
8	11:48:07.493	1:02.971	18.554	23.068	21.349	104.9
9	11:49:09.715	1:02.222	17.974	22.824	21.424	106.5

(392) Philip TAYLOR						
1	11:38:57.185	1:14.896	24.959	27.169	22.768	28.8
2	11:40:03.714	1:06.529	19.141	25.249	22.139	103.1
3	11:41:09.020	1:05.306	19.113	24.641	21.552	102.8
4	11:42:14.010	1:04.990	18.620	24.620	21.750	103.4
5	11:43:18.917	1:04.907	18.801	24.415	21.691	103.4
6	11:46:34.885	3:15.968	22.625	32.989	2:20.354	103.6
7	11:47:43.690	1:08.805	21.808	25.370	21.627	44.0
8	11:48:47.990	1:04.300	18.494	23.990	21.816	103.1
9	11:49:53.231	1:05.241	18.920	24.591	21.730	103.7
10	11:50:56.746	1:03.515	18.450	23.595	21.470	103.1
11	11:51:59.812	1:03.066	18.435	23.438	21.193	103.6
12	11:53:03.138	1:03.326	18.284	23.579	21.463	104.7

(67) Marshall WISHART						
1	11:39:01.767	1:15.629	25.049	28.181	22.399	25.4
2	11:40:05.686	1:03.919	18.485	25.015	20.419	115.5
3	11:42:30.366	2:24.680	18.437	26.462	1:39.781	114.7

(29) Carl WALKER						
1	11:39:18.439	1:29.973	28.224	32.896	28.853	27.3

Clerk of the Course

Sig : Time :
 Chief Timekeeper : Ian Sharp (SMART Timing)

Results available at www.smart-timing.co.uk and www.speed

Printed: 18/04/2026 11:54:38



Orbits



Bulletin No. _____

KMSC/SMRC Race meeting - AC**Sorted on best lap time**

Scottish Fiesta ST Cup

Knockhill AC 1.271 miles

Paid Practice 1

18/04/2026 11:50

Practice (20:00 Time) started at 11:55:39

Pos	No.	Name	Make/Model	CC	Class	Laps	Best Tm	Diff	Best Speed	2nd Best
1	35	Andrew MACKIE	Ford Fiesta ST	2000	ST	17	1:02.448		73.288	1:02.567
2	21	Kieren PREEDY	Ford Fiesta ST	2000	ST	15	1:02.587	0.139	73.125	1:02.698
3	24	Lachan MacLACHLAN	Ford Fiesta ST	2000	STCN	13	1:02.867	0.419	72.799	1:03.523
4	23	Lucy HALES-MAVER	Ford Fiesta ST	2000	ST	15	1:03.489	1.041	72.086	1:03.511
5	17	Angus ROSS	Ford Fiesta ST	2000	ST	15	1:03.949	1.501	71.568	1:04.302
6	30	Michael GORDON	Ford Fiesta ST	2000	ST	15	1:04.961	2.513	70.453	1:05.411
7	2	James MacKENZIE	Ford Fiesta ST	2000	STN	7	1:05.508	3.060	69.864	1:06.487
8	1	Ayden WILSON	Citroen C1	1000	C1	16	1:11.237	8.789	64.246	1:11.441
9	88	Scott CHARLES	Citroen C1	1000	C1N	16	1:13.710	11.262	62.090	1:13.970
10	44	Peter EDIE	Citroen C1	1000	C1N	13	1:15.113	12.665	60.931	1:15.274
11	61	Ian COCHRANE	Citroen C1	1000	C1	15	1:16.100	13.652	60.140	1:16.342

Clerk of the Course

Sig : Time :
 Chief Timekeeper : Ian Sharp (SMART Timing)

Results available at www.smart-timing.co.uk and www.speed

Printed: 18/04/2026 12:19:35



motor
sport
UK

RACE
WITH
RESPECT



Orbits



KMSC/SMRC Race meeting - AC

Scottish Fiesta ST Cup

Knockhill AC 1.271 miles

Paid Practice 1

18/04/2026 11:50

Practice (20:00 Time) started at 11:55:39

Lap	Time of Day	Lap Tm	S1	S2	S3	SFSpd	S1Spd	Lap	Time of Day	Lap Tm	S1	S2	S3	SFSpd	S1Spd	
(35) Andrew MACKIE																
1	11:57:14.942	1:17.539	24.978	27.682	24.879	34.9	69.4	5	12:03:45.954	3:26.076	19.053	24.902	2:42.121	98.1	79.6	
2	11:58:20.189	1:05.247	18.708	23.863	22.676	100.2	84.6	6	12:04:58.587	1:12.633	22.784	25.902	23.947	38.1	80.7	
3	11:59:23.108	1:02.919	18.136	23.398	21.385	99.0	84.3	7	12:06:02.980	1:04.393	18.871	23.520	22.002	95.6	82.4	
4	12:00:25.964	1:02.856	18.028	23.370	21.458	102.0	84.0	8	12:08:43.131	2:40.151	18.736	23.573	1:57.842	97.0	82.1	
5	12:01:30.642	1:04.678	18.545	23.597	22.536	101.1	82.0	9	12:09:50.386	1:07.255	21.841	23.377	22.037	39.9	82.3	
6	12:02:34.976	1:04.334	18.150	24.044	22.140	100.2	85.5	10	12:10:54.335	1:03.949	18.930	23.195	21.824	97.1	81.4	
7	12:03:39.400	1:04.424	17.949	24.145	22.330	101.1	86.1	11	12:12:02.047	1:07.712	18.794	25.127	23.791	98.4	82.7	
8	12:04:41.848	1:02.448	18.010	22.996	21.442	100.3	85.4	12	12:13:06.605	1:04.558	18.766	23.295	22.497	95.5		
9	12:05:45.903	1:04.055	18.035	23.852	22.168	101.5	85.9	13	12:14:11.357	1:04.752	19.852	23.088	21.812	76.9	83.3	
10	12:06:48.769	1:02.866	18.309	23.027	21.530	101.5	84.8	14	12:15:15.962	1:04.605	18.684	23.392	22.529	98.3	82.0	
11	12:07:51.490	1:02.721	18.089	23.052	21.580	100.9	84.9	15	12:16:20.264	1:04.302	18.760	23.399	22.143	96.4	81.8	
12	12:08:54.261	1:02.771	18.077	23.276	21.418	101.8	83.7	(30) Michael GORDON								
13	12:09:58.497	1:04.236	18.057	24.159	22.020	100.9	85.3	1	11:57:23.391	1:27.670	29.012	31.074	27.584	31.3	53.7	
14	12:11:01.242	1:02.745	18.297	22.819	21.629	101.2	84.3	2	11:58:40.780	1:17.389	22.653	29.150	25.586	69.3	61.3	
15	12:12:03.809	1:02.567	18.138	23.005	21.424	102.1	84.5	3	11:59:51.950	1:11.170	20.792	25.381	24.997	85.3	80.1	
16	12:13:06.624	1:02.815	18.123	23.038	21.654	102.5	85.4	4	12:00:58.581	1:06.631	19.385	24.977	22.269	90.7	81.6	
17	12:14:09.330	1:02.706	18.425	22.722	21.559	101.1	84.7	5	12:04:01.628	3:03.047	18.818	25.231	2:18.998	100.0	81.6	
(21) Kieren PREEDY																
1	11:57:12.047	1:19.002	27.177	27.415	24.410	26.4	74.7	6	12:05:18.852	1:17.224	25.774	27.934	23.516	36.1	71.2	
2	11:58:22.799	1:10.752	23.348	25.476	21.928	95.3	70.2	7	12:06:25.409	1:06.557	19.518	24.564	22.475	97.1	81.9	
3	11:59:27.504	1:04.705	20.108	23.045	21.552	93.5	83.9	8	12:07:31.159	1:05.750	18.962	24.551	22.237	98.7	83.7	
4	12:00:30.275	1:02.771	18.520	22.754	21.497	100.0	85.1	9	12:08:36.597	1:05.438	19.137	24.120	22.181	98.3	82.6	
5	12:01:32.973	1:02.698	18.456	22.827	21.415	99.4	84.9	10	12:09:41.558	1:04.961	19.013	24.162	21.786	99.4	80.7	
6	12:02:36.757	1:03.784	18.574	22.811	22.399	100.5	84.9	11	12:10:48.186	1:06.628	18.954	24.497	23.177	98.4	80.8	
7	12:03:42.619	1:05.862	18.770	23.308	23.784	100.3	84.2	12	12:11:55.344	1:07.158	18.882	25.242	23.034	97.8	80.2	
8	12:04:46.688	1:04.069	19.273	22.864	21.932	96.8	83.5	13	12:14:19.039	2:23.695	25.548	35.510	1:22.637	80.7	48.4	
9	12:05:50.171	1:03.483	18.611	23.078	21.794	99.1	84.6	14	12:15:32.169	1:13.130	21.179	27.442	24.509	48.8	82.7	
10	12:06:53.737	1:03.566	18.550	23.242	21.774	98.5	84.1	15	12:16:37.580	1:05.411	19.056	24.586	21.769	96.6	80.5	
11	12:07:56.985	1:03.248	18.514	22.862	21.872	98.3	84.2	(2) James MacKENZIE								
12	12:10:35.330	2:38.345	18.826	25.991	1:53.528	98.4	76.0	1	11:57:32.625	1:23.394	25.240	30.005	28.149	30.6	77.8	
13	12:11:46.275	1:10.945	23.714	23.966	23.265	37.7	81.5	2	11:58:46.789	1:14.164	21.781	26.954	25.429	79.1	76.6	
14	12:12:48.862	1:02.537	18.489	22.562	21.536	96.4	84.6	3	12:00:00.976	1:14.187	22.039	27.541	24.607	82.7	66.9	
15	12:13:53.500	1:04.638	18.235	22.721	23.682	99.0	84.1	4	12:01:09.605	1:08.629	20.092	25.180	23.357	83.3	81.7	
(24) Lachan MacLACHLAN																
1	11:57:21.210	1:16.571	24.645	28.233	23.693	35.9	82.0	5	12:02:16.092	1:06.487	19.134	24.680	22.673	96.6	83.9	
2	11:58:25.704	1:04.494	18.787	23.943	21.764	99.6		6	12:03:21.600	1:05.508	18.934	24.082	22.492	97.7		
3	11:59:33.767	1:08.063	19.812	24.778	23.473	90.3	83.6	7	12:04:28.780	1:07.180	19.911	24.368	22.901	95.7	82.2	
4	12:00:37.290	1:03.523	18.630	23.431	21.462	98.1		(1) Ayden WILSON								
5	12:01:40.987	1:03.697	18.668	23.436	21.593	100.5	84.2	1	11:57:39.392	1:20.259	25.737	28.082	26.440	33.0	64.0	
6	12:02:48.389	1:07.402	18.537	24.036	24.829	100.0	84.2	2	11:58:54.724	1:15.332	22.632	26.917	25.783	71.5	68.3	
7	12:03:55.175	1:06.786	19.420	24.649	22.717	97.8	65.5	3	12:00:10.741	1:16.017	21.639	25.336	29.042	78.2	68.3	
8	12:04:59.759	1:04.584	18.716	23.399	22.469	100.3		4	12:01:22.722	1:11.981	21.392	25.150	25.439	76.4	68.9	
9	12:06:04.998	1:05.239	19.106	24.527	21.606	95.1		5	12:02:35.813	1:13.091	22.161	25.354	25.576	79.7	69.5	
10	12:07:07.865	1:02.867	18.335	23.047	21.485	101.5	84.0	6	12:03:48.324	1:12.511	21.873	24.908	25.730	78.2	69.7	
11	12:08:12.301	1:04.436	19.566	23.204	21.666	98.4		7	12:05:01.318	1:12.994	21.405	25.121	26.468	79.0	69.3	
12	12:09:17.098	1:04.797	19.601	23.586	21.610	98.8		8	12:06:13.540	1:12.222	21.372	25.257	25.593	80.9	68.8	
13	12:10:45.904	1:28.806	19.161	22.761	46.884	100.0	83.9	9	12:07:24.777	1:11.237	21.149	24.766	25.322	79.0	69.3	
(23) Lucy HALES-MAVER																
1	11:57:21.303	1:20.581	25.585	30.281	24.715	31.3	71.9	10	12:08:36.218	1:11.441	21.250	24.858	25.333	79.3	69.0	
2	11:58:29.989	1:08.686	19.866	25.613	23.207	90.6	82.4	11	12:09:47.939	1:11.721	21.392	24.998	25.331	79.0	69.5	
3	11:59:36.718	1:06.729	18.384	25.095	23.250	98.1		12	12:11:00.443	1:12.504	21.191	24.792	26.521	79.6	68.9	
4	12:00:41.513	1:04.795	18.160	24.258	22.377	97.4	1.0	13	12:12:12.795	1:12.352	21.797	25.062	25.493	69.8	69.3	
5	12:01:45.619	1:04.106	18.692	23.290	22.124	98.5	82.6	14	12:13:25.165	1:12.370	21.274	24.814	26.282	79.0	68.9	
6	12:02:49.393	1:03.774	17.685	23.916	22.173	98.8	107.6	15	12:14:37.890	1:12.725	21.140	24.917	26.668	78.6	69.3	
7	12:03:54.479	1:05.086	18.512	23.777	22.797	99.3	82.5	16	12:15:52.126	1:14.236	21.338	26.837	26.061	75.6	69.0	
8	12:04:59.116	1:04.637	18.587	23.156	22.894	98.4	82.4	(88) Scott CHARLES								
9	12:06:05.321	1:06.205	18.117	24.379	23.709	98.0		1	11:57:07.541	1:21.039	26.433	28.137	26.469	31.8	64.5	
10	12:07:11.147	1:05.826	18.592	25.061	22.173	82.4	369.2	2	11:58:21.711	1:14.170	21.528	26.590	26.052	78.8	69.5	
11	12:08:18.270	1:07.123	18.826	24.246	24.051	99.4	82.7	3	11:59:35.421	1:13.710	21.598	26.317	25.795	78.6	69.4	
12	12:09:21.942	1:03.672	18.609	23.089	21.974	95.7	83.5	4	12:00:50.100	1:14.679	22.408	26.296	25.975	79.8	69.0	
13	12:10:27.679	1:05.737	18.562	24.441	22.734	99.1	83.3	5	12:02:05.225	1:15.125	21.859	26.688	26.578	78.1	69.2	
14	12:11:31.190	1:03.511	17.800	23.776	21.935	99.0		6	12:03:20.322	1:15.097	21.765	26.727	26.605	77.8	69.7	
15	12:12:34.679	1:03.489	18.634	22.977	21.878	99.1	83.4	7	12:04:35.476	1:15.154	22.027	26.589	26.538	77.1	69.5	
(17) Angus ROSS																
1	11:57:00.930	1:21.685	28.098	29.559	24.028	22.0	69.2	8	12:05:51.012	1:15.536	21.700	26.365	27.471	78.5	69.5	
2	11:58:08.666	1:07.736	19.722	25.132	22.882	93.3	80.9	9	12:07:05.165	1:14.153	21.609	26.167	26.377	78.0	69.5	
3	11:59:14.595	1:05.929	19.101	24.501	22.327	96.7	82.0	10	12:08:19.672	1:14.507	21.394	26.903	26.210	78.2	69.3	
4	12:00:19.878	1:05.283	19.064													



KMSC/SMRC Race meeting - AC

Scottish Fiesta ST Cup

Knockhill AC 1.271 miles

Paid Practice 1

18/04/2026 11:50

Practice (20:00 Time) started at 11:55:39

Lap	Time of Day	Lap Tm	S1	S2	S3	SFSpd	S1Spd	Lap	Time of Day	Lap Tm	S1	S2	S3	SFSpd	S1Spd
(44) Peter EDIE															
1	11:57:14.678	1:26.187	27.339	29.045	29.803	31.4	65.0								
2	11:58:35.649	1:20.971	23.372	28.241	29.358	72.0	66.4								
3	11:59:53.061	1:17.412	22.307	27.348	27.757	74.0	66.8								
4	12:01:10.616	1:17.555	21.154	28.594	27.807	73.5	0.0								
5	12:02:27.343	1:16.727	22.307	27.110	27.310	72.4	67.1								
6	12:03:44.908	1:17.565	21.160	28.350	28.055	73.2	369.2								
7	12:05:01.252	1:16.344	21.992	27.173	27.179	74.1	67.7								
8	12:06:17.409	1:16.157	22.140	26.734	27.283	76.3	68.4								
9	12:07:32.767	1:15.358	21.677	26.832	26.849	75.0	68.5								
10	12:08:48.041	1:15.274	20.603	27.623	27.048	76.4	776.9								
11	12:10:03.499	1:15.458	21.612	26.683	27.163	76.5	68.9								
12	12:11:19.352	1:15.853	22.267	26.711	26.875	77.8	68.3								
13	12:12:34.465	1:15.113	20.498	27.776	26.839	77.3	0.0								

(61) Ian COCHRANE															
1	11:57:38.178	1:24.606	27.311	28.634	28.661	30.0	63.4								
2	11:58:57.807	1:19.629	23.547	28.532	27.550	73.3	65.5								
3	12:00:15.527	1:17.720	22.236	28.041	27.443	75.3	66.0								
4	12:01:33.150	1:17.623	22.254	27.652	27.717	75.4	66.9								
5	12:02:50.653	1:17.503	22.473	27.487	27.543	74.2	66.6								
6	12:04:07.429	1:16.776	22.140	27.153	27.483	75.3	67.3								
7	12:05:25.253	1:17.824	22.322	28.063	27.439	74.7	66.6								
8	12:06:42.288	1:17.035	22.162	27.580	27.293	75.7	65.5								
9	12:07:58.630	1:16.342	21.841	27.546	26.955	75.3	67.4								
10	12:09:15.103	1:16.473	21.855	27.533	27.085	77.4	67.3								
11	12:10:32.471	1:17.368	22.048	27.523	27.797	75.9	67.3								
12	12:11:48.571	1:16.100	21.911	26.989	27.200	77.5	67.1								
13	12:13:05.186	1:16.615	21.811	27.543	27.261	76.5	67.0								
14	12:14:23.958	1:18.772	23.921	27.528	27.323	76.0	67.1								
15	12:15:40.925	1:16.967	22.380	27.390	27.197	76.3	67.5								

Clerk of the Course

Sig : Time :
 Chief Timekeeper : Ian Sharp (SMART Timing)
 Results available at www.smart-timing.co.uk and www.speed



**KMSC/SMRC Race meeting - AC****Sorted on Laps**

Scottish Legends Cars Championship

Knockhill AC 1.271 miles

Race 2 - Heat 1b

18/04/2026 13:15

Race (8 Laps) started at 13:16:17

Pos	No.	Name	Make/Model	CC	Class	Laps	Total Tm	Diff	Best Tm	In Lap	2nd Best
1	77	Michael WEDDELL	Legend Coupe	890	SC	8	9:22.188		58.599	7	59.102
2	1	Ben MASON	Ford Coupe	847	SC	8	9:22.308	0.120	59.018	5	59.031
3	24	Matthew PAPE	Legend 34 Coupe	950	SC	8	9:23.984	1.796	59.192	5	59.225
4	14	Daniel CLARK	Legend Coupe	890	SC	8	9:24.092	1.904	58.936	7	59.093
5	51	Murray SCOTT	Legend Coupe	950	SC	8	9:28.991	6.803	59.844	8	1:00.036
6	85	Mark BEATY	Legend 34 Coupe	890	SC	8	9:31.009	8.821	59.525	5	59.802
7	6	Gary ATKINSON	Ford Coupe	890	SC	8	9:32.033	9.845	1:00.051	8	1:00.838
8	35	Neil SHENTON	Legend 34 Coupe	890	SC	8	9:32.064	9.876	59.990	8	1:00.340
9	305	Carlos PEREZ	Ford Coupe	890	SC	8	9:33.081	10.893	59.497	6	59.791
10	9	Colin ATKINSON	Ford Coupe	899	SC	8	9:33.575	11.387	1:00.469	6	1:00.474
11	97	Jamie BLAKE	Legend Coupe	890	SC	8	9:33.692	11.504	58.681	7	59.392
12	86	Jon CRITCHLOW	Legend Coupe	1250	SC	8	9:35.260	13.072	59.762	6	1:00.328
13	2	David ALLAN	34 Coupe	890	SC	8	9:36.212	14.024	59.641	7	59.644
14	48	Declan BURKE	Legend Coupe	1250	SC	8	9:37.944	15.756	1:01.440	5	1:01.462
15	22	Chris DEWEY	Legend Coupe	1250	SC	8	9:38.206	16.018	1:01.281	7	1:01.481
16	55	Stuart McANDREW	Legend Coupe	1250	SC	8	9:38.827	16.639	59.841	8	1:00.501
17	27	Grant HUNTER	Legend Coupe	890	SC	8	9:40.122	17.934	1:00.675	8	1:00.730
18	15	Elby CLARK	Legend Coupe	890	SC	8	9:40.201	18.013	59.968	8	1:00.158
19	13	Scott SMITH	Legends Sedan	1250	KC	8	9:40.687	18.499	1:00.795	8	1:00.802
20	94	Angus SCRIVENER	Legend 34 Coupe	899	SCR	8	9:41.146	18.958	59.272	8	59.617
21	68	Nick BRIDGEMAN	Legend 34 Coupe	1250	SC	8	9:42.163	19.975	59.178	8	59.562
22	12	Colin REID	Ford Coupe	890	KCR	8	9:46.693	24.505	1:01.409	7	1:01.564
23	127	Phil ROWLANDS	Legend Coupe	890	SC	8	9:47.279	25.091	1:01.094	8	1:02.261
24	43	Aiden McANDREW-DOWEN	Legend 37 Sedan	1250	LT	8	9:53.768	31.580	1:02.261	8	1:02.380
25	17	Ronald WILKINSON	Legend Coupe	1250	SC	8	9:56.626	34.438	1:03.096	8	1:03.274
26	333	Bill READ	Legend Coupe	890	SC	8	10:06.386	44.198	1:04.154	8	1:04.369
27	236	Darryl LAWS	Legend Coupe	890	SC	8	10:07.115	44.927	1:03.280	8	1:04.962
28	44	Harry IRVINE	Legend 37 Sedan	1250	KCR LT	8	10:07.572	45.384	1:03.608	8	1:04.766
29	66	Alastair CALDERWOOD	Legend Sedan	900	SC	8	10:10.067	47.879	1:04.727	8	1:05.131
30	5	Richard DUNBAR	Ford Coupe	1250	KCR	8	10:12.079	49.891	1:06.015	8	1:06.044
31	95	Maxim POPELYUSHKO	Legend Coupe	847	SC	7	9:59.233	1 Lap	1:00.714	7	1:04.832
32	555	Ewan ROBERTSON	Legend Coupe	900	SC	7	10:06.066	1 Lap	1:03.708	7	1:03.784
33	733	Keith ATKINSON	Legend Coupe	1250	SC	7	10:06.827	1 Lap	1:02.408	5	1:02.633
Not classified											
DNF	7	Christopher WALLACE	Ford Coupe	1250	KC	4	5:35.745	DNF	1:04.277	4	1:06.321

Margin of Victory

Avg. Speed

Best Lap Tm

Best Speed

Best Lap by

0.120

65.127

58.599

78.102

77 - Michael WEDDELL

Clerk of the Course

Orbits

Sig :

Time :

Chief Timekeeper : Ian Sharp (SMART Timing)

Results available at www.smart-timing.co.uk and www.specc



KMSC/SMRC Race meeting - AC

Scottish Legends Cars Championship

Knockhill AC 1.271 miles

Race 2 - Heat 1b

18/04/2026 13:15

Race (8 Laps) started at 13:16:17

Lap	Time of Day	Lap Tm	S1	S2	S3	SFSpd	S1Spd
(77) Michael WEDDELL							
1	13:17:23.281	1:01.804	18.317	22.698	20.789	83.8	97.0
2	13:18:33.137	1:09.856	17.581	22.216	30.059	102.8	96.3
3	13:20:44.075	2:10.938	29.113	1:03.791	38.034	57.0	38.3
4	13:21:43.372	59.297	17.673	21.526	20.098	94.8	97.1
5	13:22:42.474	59.102	17.551	21.616	19.935	104.5	97.3
6	13:23:41.978	59.504	17.333	22.043	20.128	108.6	94.1
7	13:24:40.577	58.599	17.221	21.307	20.071	107.0	97.0
8	13:25:39.832	59.255	17.581	21.389	20.285	104.0	94.1

Lap	Time of Day	Lap Tm	S1	S2	S3	SFSpd	S1Spd
(1) Ben MASON							
1	13:17:23.252	1:01.518	18.607	22.337	20.574	85.5	95.6
2	13:18:32.441	1:09.189	16.565	22.695	29.929	102.9	388.5
3	13:20:44.033	2:11.592	27.199	1:06.026	38.367	59.2	194.2
4	13:21:43.389	59.356	16.770	22.149	20.437	93.3	186.8
5	13:22:42.407	59.018	16.724	22.086	20.208	102.0	586.8
6	13:23:41.625	59.218	16.625	22.139	20.454	104.0	456.4
7	13:24:40.656	59.031	17.253	21.393	20.385	102.6	94.5
8	13:25:39.952	59.296	16.973	22.222	20.101	102.6	

Lap	Time of Day	Lap Tm	S1	S2	S3	SFSpd	S1Spd
(24) Matthew PAPE							
1	13:17:23.637	1:02.494	18.522	23.033	20.939	81.4	95.7
2	13:18:33.818	1:10.181	17.879	22.355	29.947	109.7	97.4
3	13:20:44.294	2:10.476	29.182	1:03.611	37.683	59.5	39.2
4	13:21:44.191	59.897	17.699	21.787	20.411	97.8	98.4
5	13:22:43.383	59.192	17.205	21.782	20.205	107.9	97.7
6	13:23:43.118	59.735	17.208	22.037	20.490	108.2	97.3
7	13:24:42.403	59.285	17.366	21.542	20.377	106.2	97.0
8	13:25:41.628	59.225	17.072	21.421	20.732	107.2	96.4

Lap	Time of Day	Lap Tm	S1	S2	S3	SFSpd	S1Spd
(14) Daniel CLARK							
1	13:17:24.247	1:02.387	19.323	22.684	20.380	84.2	95.9
2	13:18:36.637	1:12.390	17.703	23.708	30.979	109.1	97.3
3	13:20:45.113	2:08.476	27.853	1:03.439	37.184	53.0	194.2
4	13:21:45.000	59.887	17.622	21.951	20.314	98.3	96.8
5	13:22:44.425	59.425	17.569	21.665	20.191	106.2	95.7
6	13:23:43.707	59.282	17.159	21.920	20.203	107.0	97.0
7	13:24:42.643	58.936	16.455	22.315	20.166	107.7	184.6
8	13:25:41.736	59.093	16.501	22.089	20.503	110.4	169.2

Lap	Time of Day	Lap Tm	S1	S2	S3	SFSpd	S1Spd
(51) Murray SCOTT							
1	13:17:24.546	1:02.528	19.298	22.718	20.512	84.5	96.7
2	13:18:37.643	1:13.097	17.905	23.835	31.357	108.4	96.6
3	13:20:45.652	2:08.009	29.197	1:01.501	37.311	54.2	39.5
4	13:21:46.306	1:00.654	17.601	22.168	20.885	94.9	96.0
5	13:22:46.342	1:00.036	17.620	21.932	20.484	105.3	94.3
6	13:23:46.426	1:00.084	17.646	21.921	20.517	103.1	94.0
7	13:24:46.791	1:00.365	17.552	21.779	21.034	102.9	94.5
8	13:25:46.635	59.844	17.534	21.802	20.508	102.3	94.1

Lap	Time of Day	Lap Tm	S1	S2	S3	SFSpd	S1Spd
(85) Mark BEATY							
1	13:17:28.829	1:05.319	19.475	25.239	20.605	90.1	96.3
2	13:18:43.569	1:14.740	17.728	28.033	28.979	107.7	95.2
3	13:20:47.660	2:04.091	28.466	1:00.012	35.613	45.9	35.7
4	13:21:48.991	1:01.331	17.774	22.748	20.809	98.8	96.3
5	13:22:48.516	59.525	17.325	21.932	20.268	105.0	96.0
6	13:23:48.318	59.802	17.374	22.032	20.396	106.4	95.7
7	13:24:48.593	1:00.275	17.450	21.968	20.857	106.2	95.3
8	13:25:48.653	1:00.060	17.437	21.983	20.640	102.5	95.5

Lap	Time of Day	Lap Tm	S1	S2	S3	SFSpd	S1Spd
(6) Gary ATKINSON							
1	13:17:23.820	1:02.178	18.826	22.882	20.470	80.7	97.3
2	13:18:35.361	1:11.541	17.720	23.676	30.145	112.6	94.9
3	13:20:44.852	2:09.491	29.221	1:02.644	37.626	55.2	39.7
4	13:21:46.270	1:01.418	17.902	22.542	20.974	95.9	94.9
5	13:22:47.108	1:00.838	17.793	22.427	20.618	104.4	97.5
6	13:23:48.074	1:00.966	17.640	22.573	20.753	106.0	96.0
7	13:24:49.626	1:01.552	17.802	22.848	20.902	104.2	97.3
8	13:25:49.677	1:00.051	17.258	22.138	20.655	106.4	95.5

Lap	Time of Day	Lap Tm	S1	S2	S3	SFSpd	S1Spd
(35) Neil SHENTON							
1	13:17:25.317	1:03.150	19.193	23.129	20.828	86.7	93.2
2	13:18:40.311	1:14.994	17.023	26.047	31.924	106.5	

Lap	Time of Day	Lap Tm	S1	S2	S3	SFSpd	S1Spd
(305) Carlos PEREZ							
3	13:20:46.354	2:06.043	26.965	1:02.323	36.755	57.9	0.0
4	13:21:47.769	1:01.415	17.124	23.277	21.014	97.1	
5	13:22:48.109	1:00.340	16.941	22.861	20.538	103.2	553.8
6	13:23:49.149	1:01.040	17.350	23.214	20.476	104.5	553.8
7	13:24:49.718	1:00.569	16.588	23.283	20.698	105.5	0.0
8	13:25:49.708	59.990	16.926	22.703	20.361	105.3	586.8

Lap	Time of Day	Lap Tm	S1	S2	S3	SFSpd	S1Spd
(9) Colin ATKINSON							
1	13:17:28.909	1:05.912	19.623	25.311	20.978	87.6	93.7
2	13:18:46.050	1:17.141	18.488	29.537	29.116	103.6	91.9
3	13:20:49.226	2:03.176	27.962	1:00.469	34.745	47.3	35.3
4	13:21:49.855	1:00.629	17.815	22.409	20.405	97.7	96.7
5	13:22:50.613	1:00.758	17.225	22.988	20.545	110.0	97.0
6	13:23:50.110	59.497	17.065	22.248	20.184	106.9	96.7
7	13:24:49.901	59.791	17.438	22.058	20.295	108.2	96.1
8	13:25:50.725	1:00.824	17.730	22.622	20.472	105.7	96.0

Lap	Time of Day	Lap Tm	S1	S2	S3	SFSpd	S1Spd
(97) Jamie BLAKE							
1	13:17:27.147	1:04.937	19.278	24.848	20.811	82.4	96.8
2	13:18:41.308	1:14.161	17.729	24.776	31.656	108.6	95.9
3	13:20:46.515	2:05.207	28.433	1:00.276	36.498	49.5	38.7
4	13:21:47.757	1:01.242	17.940	22.734	20.568	97.4	98.0
5	13:22:49.593	1:01.836	17.719	23.269	20.848	104.0	96.3
6	13:23:50.062	1:00.469	17.652	22.348	20.469	104.9	96.4
7	13:24:50.536	1:00.474	17.686	22.231	20.557	107.4	97.4
8	13:25:51.219	1:00.683	17.360	22.977	20.346	108.6	97.0

Lap	Time of Day	Lap Tm	S1	S2	S3	SFSpd	S1Spd
(97) Jamie BLAKE							
1	13:17:29.605	1:06.457	20.449	25.226	20.782	88.3	96.1
2	13:18:47.107	1:17.502	18.081	30.039	29.382	112.2	96.7
3	13:20:49.837	2:02.730	27.532	1:00.868	34.330	43.6	37.6
4	13:21:52.394	1:02.557	18.232	23.488	20.837	96.6	96.3
5	13:22:51.786	59.392	17.675	21.618	20.099	107.5	94.9
6	13:23:52.353	1:00.567	17.840	22.312	20.415	108.9	93.1
7	13:24:51.034	58.681	17.312	21.497	19.872	106.5	95.9
8	13:25:51.336	1:00.302	17.249	22.708	20.345	112.8	95.2

Lap	Time of Day	Lap Tm	S1	S2	S3	SFSpd	S1Spd
(86) Jon CRITCHLOW							
1	13:17:28.961	1:06.479	19.819	26.242	20.418	87.4	95.9
2	13:18:44.009	1:15.048	17.915	28.399	28.734	110.9	95.6
3	13:20:48.268	2:04.259	28.571	1:00.347	35.341	46.0	32.6
4	13:21:49.902	1:01.634	17.897	22.416	21.321	96.6	95.3
5	13:22:50.859	1:00.957	17.648	22.829	20.480	104.5	95.6
6	13:23:50.621	59.762	17.619	21.788	20.355	102.5	95.2
7	13:24:50.949	1:00.328	17.385	22.155	20.788	106.5	96.4
8	13:25:52.904	1:01.955	17.472	23.578	20.905	106.7	95.6

Lap	Time of Day	Lap Tm	S1	S2	S3	SFSpd	S1Spd
(2) David ALLAN							
1	13:17:30.264	1:06.496	19.584	25.841	21.071	89.2	97.1
2	13:18:48.729	1:18.465	19.038	30.889	28.538	111.5	94.8
3	13:20:50.828	2:02.099	27.740	1:01.162	33.197	41.7	46.5
4	13:21:53.862	1:03.034	18.119	23.458	21.457	99.3	96.4
5	13:22:54.906	1:01.044	18.020	22.822	20.202	104.2	98.7
6	13:23:54.571	<					

KMSC/SMRC Race meeting - AC

Scottish Legends Cars Championship

Knockhill AC 1.271 miles

Race 2 - Heat 1b

18/04/2026 13:15

Race (8 Laps) started at 13:16:17

Lap	Time of Day	Lap Tm	S1	S2	S3	SFSpd	S1Spd
7	13:24:54.369	1:01.281	17.874	22.404	21.003	100.5	90.7
8	13:25:55.850	1:01.481	17.975	22.342	21.164	102.5	90.4

(55) Stuart McANDREW

1	13:17:30.227	1:06.961	19.869	25.912	21.180	87.2	93.7
2	13:18:48.185	1:17.958	18.336	30.930	28.692	109.5	96.3
3	13:20:50.283	2:02.098	27.849	1:00.824	33.425	42.2	45.2
4	13:21:53.643	1:03.360	18.121	23.610	21.629	98.7	97.4
5	13:22:54.880	1:01.237	18.021	22.771	20.445	108.9	95.3
6	13:23:56.129	1:01.249	17.985	22.494	20.770	107.4	95.9
7	13:24:56.630	1:00.501	17.737	22.054	20.710	105.5	95.1
8	13:25:56.471	59.841	17.355	22.081	20.405	105.0	95.2

(27) Grant HUNTER

1	13:17:29.486	1:06.126	19.497	25.915	20.714	93.3	96.0
2	13:18:47.634	1:18.148	18.329	30.562	29.257	110.4	95.9
3	13:20:49.933	2:02.299	27.755	1:00.626	33.918	41.8	40.9
4	13:21:53.218	1:03.285	18.214	23.588	21.483	98.4	94.3
5	13:22:54.910	1:01.692	17.826	23.020	20.846	106.4	95.7
6	13:23:56.361	1:01.451	18.371	22.489	20.591	104.0	95.5
7	13:24:57.091	1:00.730	17.937	22.249	20.544	108.8	94.9
8	13:25:57.766	1:00.675	17.841	22.170	20.664	105.8	94.9

(15) Elby CLARK

1	13:17:31.050	1:08.197	20.067	26.927	21.203	87.5	
2	13:18:53.081	1:22.031	18.747	33.365	29.919	110.2	586.8
3	13:20:51.967	1:58.886	25.903	1:01.530	31.453	55.7	0.0
4	13:21:54.613	1:02.646	17.556	24.011	20.879	98.3	
5	13:22:56.658	1:02.045	17.855	23.527	20.663	100.2	1.1
6	13:23:57.719	1:01.061	17.286	23.165	20.610	109.1	369.2
7	13:24:57.877	1:00.158	17.014	22.757	20.387	107.4	0.0
8	13:25:57.845	59.968	16.831	22.814	20.323	110.4	

(13) Scott SMITH

1	13:17:31.504	1:08.202	20.822	25.912	21.468	83.1	95.1
2	13:18:51.756	1:20.252	18.875	31.274	30.103	103.9	94.7
3	13:20:51.657	1:59.901	27.072	1:00.074	32.755	54.8	49.2
4	13:21:54.997	1:02.340	18.425	22.823	21.092	97.7	95.6
5	13:22:55.637	1:01.640	17.887	23.096	20.657	104.5	92.2
6	13:23:56.439	1:00.802	17.825	22.674	20.303	106.9	95.9
7	13:24:57.536	1:01.097	18.017	22.572	20.508	108.1	96.3
8	13:25:58.331	1:00.795	18.067	22.181	20.547	106.5	95.6

(94) Angus SCRIVENER

1	13:17:35.675	1:09.560	20.934	26.897	21.729	90.6	94.1
2	13:19:00.236	1:24.561	18.315	34.129	32.117	106.0	96.0
3	13:20:54.772	1:54.536	25.250	1:01.433	27.853	60.0	50.2
4	13:21:57.135	1:02.363	18.458	22.400	21.505	97.8	96.1
5	13:22:59.133	1:01.998	18.669	22.760	20.569	78.9	97.0
6	13:23:59.901	1:00.768	17.344	22.861	20.563	109.8	97.0
7	13:24:59.518	59.617	17.396	21.950	20.271	105.2	95.9
8	13:25:58.790	59.272	17.158	21.984	20.130	106.4	96.7

(68) Nick BRIDGEMAN

1	13:17:40.863	1:18.627	19.655	36.962	22.010	83.5	421.5
2	13:19:05.123	1:24.260	17.021	35.433	31.806	105.0	'107.6
3	13:20:56.201	1:51.078	23.252	1:01.539	26.287	65.0	
4	13:21:58.126	1:01.925	17.377	23.453	21.095	104.5	'107.6
5	13:22:59.376	1:01.250	17.900	22.865	20.485	79.3	388.5
6	13:24:01.067	1:01.691	17.049	23.898	20.744	109.8	553.8
7	13:25:00.629	59.562	16.808	22.634	20.120	107.2	0.0
8	13:25:59.807	59.178	16.645	22.395	20.138	107.2	553.8

(12) Colin REID

1	13:17:32.209	1:07.410	20.069	25.710	21.631	95.1	89.5
2	13:18:55.555	1:23.346	19.006	33.395	30.945	108.8	97.0
3	13:20:53.197	1:57.642	27.513	59.246	30.883	57.9	51.5
4	13:21:56.819	1:03.622	18.358	23.176	22.088	99.3	96.7
5	13:22:59.055	1:02.236	18.825	22.630	20.781	77.9	95.2
6	13:24:01.364	1:02.309	18.134	23.502	20.673	107.4	94.8
7	13:25:02.773	1:01.409	17.837	22.822	20.750	108.4	92.9
8	13:26:04.337	1:01.564	17.599	22.128	21.837	105.7	95.5

(127) Phil ROWLANDS

Lap	Time of Day	Lap Tm	S1	S2	S3	SFSpd	S1Spd
1	13:17:31.995	1:08.083	20.804	25.618	21.661	83.9	96.0
2	13:18:54.979	1:22.984	18.885	32.957	31.142	109.7	95.7
3	13:20:52.644	1:57.665	27.464	59.091	31.110	58.2	52.3
4	13:21:55.994	1:03.350	18.508	23.363	21.479	99.1	95.7
5	13:22:58.255	1:02.261	18.183	22.996	21.082	89.8	96.1
6	13:24:01.049	1:02.794	17.851	24.070	20.873	105.7	94.0
7	13:25:03.829	1:02.780	17.980	23.678	21.122	104.7	95.3
8	13:26:04.923	1:01.094	17.970	22.143	20.981	105.7	94.8

(43) Aiden McANDREW-DOWEN

1	13:17:33.537	1:09.052	21.057	26.275	21.720	83.8	95.5
2	13:18:56.747	1:23.210	19.099	33.079	31.032	107.0	94.9
3	13:20:53.341	1:56.594	27.249	1:00.321	29.024	60.0	48.9
4	13:21:56.822	1:03.481	18.957	22.921	21.603	99.1	94.8
5	13:23:02.729	1:05.907	20.295	23.912	21.700	72.8	93.6
6	13:24:05.109	1:02.380	18.197	22.574	21.609	103.4	94.7
7	13:25:09.151	1:04.042	18.379	23.269	22.394	103.1	93.9
8	13:26:11.412	1:02.261	18.310	22.298	21.653	101.4	95.2

(17) Ronald WILKINSON

1	13:17:33.574	1:09.958	21.005	26.413	22.540	86.7	
2	13:18:59.516	1:25.942	20.014	33.275	32.653	102.9	89.4
3	13:20:55.001	1:55.485	25.051	1:01.452	28.982	68.2	51.1
4	13:22:00.178	1:05.177	19.227	23.924	22.026	96.0	91.3
5	13:23:04.046	1:03.868	19.045	23.508	21.315	77.6	90.0
6	13:24:07.320	1:03.274	18.276	23.399	21.599	104.4	89.4
7	13:25:11.174	1:03.854	18.395	23.372	22.087	102.5	90.1
8	13:26:14.270	1:03.096	17.864	23.281	21.951	100.5	90.6

(333) Bill READ

1	13:17:26.876	1:05.555	19.632	24.241	21.682	79.6	94.1
2	13:18:43.078	1:16.202	19.320	27.892	28.990	103.1	88.9
3	13:20:47.616	2:04.538	28.337	1:00.151	36.050	48.0	39.0
4	13:21:51.985	1:04.369	19.024	23.697	21.648	95.9	93.6
5	13:23:06.906	1:14.921	18.678	34.062	22.181	102.8	94.4
6	13:24:11.302	1:04.396	18.526	24.102	21.768	102.3	93.2
7	13:25:19.876	1:08.574	17.963	23.484	27.127	102.5	93.3
8	13:26:24.030	1:04.154	18.538	23.131	22.485	93.9	92.2

(236) Darryl LAWS

1	13:17:36.638	1:10.545	20.594	28.230	21.721	91.9	88.1
2	13:19:03.968	1:27.330	19.136	35.597	32.597	105.2	94.3
3	13:20:55.818	1:51.850	24.756	59.931	27.163	60.8	55.8
4	13:22:03.394	1:07.576	20.243	24.970	22.363	101.1	84.5
5	13:23:11.113	1:07.719	21.050	25.096	21.573	58.6	93.7
6	13:24:16.517	1:05.404	18.447	24.996	21.961	106.5	90.9
7	13:25:21.479	1:04.962	18.826	24.365	21.771	102.3	94.1
8	13:26:24.759	1:03.280	18.392	23.673	21.215	102.5	92.3

(44) Harry IRVINE

1	13:17:35.545	1:09.709	20.975	26.620	22.114	90.2	90.7
2	13:19:02.484	1:26.939	19.076	34.821	33.042	102.1	91.9
3	13:20:55.488	1:					



KMSC/SMRC Race meeting - AC

Scottish Legends Cars Championship

Knockhill AC 1.271 miles

Race 2 - Heat 1b

18/04/2026 13:15

Race (8 Laps) started at 13:16:17

Lap	Time of Day	Lap Tm	S1	S2	S3	SFSpd	S1Spd
5	13:23:10.144	1:08.863	19.552	27.389	21.922	67.0	107.6
6	13:24:17.664	1:07.520	18.342	27.016	22.162	100.8	553.8
7	13:25:23.708	1:06.044	18.521	25.275	22.248	100.6	107.6
8	13:26:29.723	1:06.015	18.063	25.383	22.569	102.6	553.8

(95) Maxim POPELYUSHKO

1	13:17:30.622	1:06.855	20.428	25.266	21.161	86.3	96.0
2	13:18:49.688	1:19.066	18.354	32.069	28.643	110.9	369.2
3	13:20:51.154	2:01.466	25.816	1:02.740	32.910	46.2	162.1
4	13:21:56.145	1:04.991	17.541	23.962	23.488	98.5	586.8
5	13:24:11.331	2:15.186	38.176	24.193	1:12.817	5.5	53.8
6	13:25:16.163	1:04.832	18.812	23.771	22.249	50.5	586.8
7	13:26:16.877	1:00.714	17.016	22.954	20.744	99.1	553.8

(555) Ewan ROBERTSON

1	13:19:33.770	3:10.643	19.243	2:26.072	25.328	88.9	96.3
2	13:20:56.518	1:22.748	19.434	37.724	25.590	92.8	91.4
3	13:22:02.422	1:05.904	19.287	24.180	22.437	104.5	93.2
4	13:23:07.558	1:05.136	19.841	24.681	20.614	69.4	93.3
5	13:24:11.342	1:03.784	18.117	24.059	21.608	106.4	94.9
6	13:25:20.002	1:08.660	18.126	23.437	27.097	104.9	94.9
7	13:26:23.710	1:03.708	18.629	23.110	21.969	93.5	94.0

(733) Keith ATKINSON

1	13:19:57.339	3:35.247	20.099			82.3	93.5
2	13:21:08.931	1:11.592	21.368	27.125	23.099	44.8	73.3
3	13:22:12.510	1:03.579	18.271	22.689	22.619	97.4	92.7
4	13:23:15.806	1:03.296	18.820	23.100	21.376	83.7	91.7
5	13:24:18.214	1:02.408	18.573	22.812	21.023	100.2	91.9
6	13:25:21.838	1:03.624	18.653	23.219	21.752	104.7	92.7
7	13:26:24.471	1:02.633	17.724	22.579	22.330	103.9	94.1

(7) Christopher WALLACE

1	13:17:28.212	1:06.321	19.425	24.808	22.088	82.3	
2	13:18:44.705	1:16.493	18.259	29.349	28.885	103.4	1.0
3	13:20:49.112	2:04.407	26.606	1:02.433	35.368	50.4	369.2
4	13:21:53.389	1:04.277	17.918	24.345	22.014	95.3	0.0

Clerk of the Course

Sig : Time :
Chief Timekeeper : Ian Sharp (SMART Timing)
Results available at www.smart-timing.co.uk and www.speed
Printed: 18/04/2026 13:28:21



Orbits

KMSC/SMRC Race meeting - AC

Lapchart

Scottish Legends Cars Championship

Knockhill AC 1.271 miles

Race 2 - Heat 1b

18/04/2026 13:15

Race (8 Laps) started at 13:16:17

Competitors	Laps									
	0	1	2	3	4	5	6	7	8	
Matthew PAPE (24)	1	24	1	1	1	77	1	1	77	77
Bill READ (333)	2	333	77	77	77	1	77	77	1	1
Chris DEWEY (22)	3	22	24	24	24	24	24	24	24	24
Michael WEDDELL (77)	4	77	6	6	6	14	14	14	14	14
Declan BURKE (48)	5	48	14	14	14	6	51	51	51	51
Gary ATKINSON (6)	6	6	48	51	51	51	6	6	85	85
Ben MASON (1)	7	1	51	48	48	9	35	85	6	6
Daniel CLARK (14)	8	14	35	35	35	35	85	35	35	35
Christopher WALLACE (7)	9	7	333	9	9	85	9	9	305	305
Murray SCOTT (51)	10	51	22	22	22	48	305	305	9	9
Keith ATKINSON (733)	11	733	9	333	333	22	86	86	86	97
Neil SHENTON (35)	12	35	7	85	85	305	48	97	97	86
Colin ATKINSON (9)	13	9	85	86	86	86	22	48	48	2
Nick BRIDGEMAN (68)	14	68	305	7	7	333	97	22	2	48
Jon CRITCHLOW (86)	15	86	86	305	305	97	55	2	22	22
Elby CLARK (15)	16	15	27	97	97	27	2	55	55	55
Carlos PEREZ (305)	17	305	97	27	27	7	27	27	27	27
Ewan ROBERTSON (555)	18	555	55	55	55	55	13	13	13	15
Jamie BLAKE (97)	19	97	2	2	2	2	15	15	15	13
Stuart McANDREW (55)	20	55	95	95	95	13	127	94	94	94
Scott SMITH (13)	21	13	15	13	13	15	12	127	68	68
Grant HUNTER (27)	22	27	13	15	15	127	94	68	12	12
Mark BEATY (85)	23	85	127	127	127	95	68	12	127	127
Ronald WILKINSON (17)	24	17	12	12	12	12	43	43	43	43
Maxim POPELYUSHKO (95)	25	95	43	43	43	43	17	17	17	17
David ALLAN (2)	26	2	17	5	5	94	333	333	333	333
Phil ROWLANDS (127)	27	127	5	17	94	68	44	44	236	236
Aiden McANDREW-DOWEN (43)	28	43	44	94	17	17	5	236	44	44
Colin REID (12)	29	12	94	44	44	5	66	5	66	66
Richard DUNBAR (5)	30	5	236	236	236	44	236	66	5	5
Harry IRVINE (44)	31	44	66	66	66	66	95	95	95	95
Darryl LAWS (236)	32	236	68	68	68	236	555	555	555	555
Angus SCRIVENER (94)	33	94	555	555	555	555	733	733	733	733
Alastair CALDERWOOD (66)	34	66	733	733	733	733				

Clerk of the Course

Sig : _____ **Time :** _____
Chief Timekeeper : Ian Sharp (SMART Timing)
Results available at www.smart-timing.co.uk and www.speed



Orbits

KMSC/SMRC Race meeting - AC
Sorted on best lap time

Super Lap Scotland

Knockhill AC 1.271 miles

Qualifying 1

18/04/2026 13:35

Practice (15:00 Time) started at 13:34:44

Pos	No.	Name	Make/Model	CC	Class	Laps	Best Tm	Diff	Best Speed	2nd Best
1	92	Michael OSBORNE Snr	Mitsubishi Evo5	1998	P	10	57.005		80.286	57.387
2	155	Adam KINDNESS	Mini R53 Cooper S	1600S	D	2	57.778	0.773	79.211	1:11.284
3	64	David WALLACE	Honda S2000	2000	E	13	59.913	2.908	76.389	1:00.637
4	7	Steven ARKLEY	Westfield Megabusa	1440	B RC	10	1:00.184	3.179	76.045	1:00.242
5	1	David CAPSTICK	Renault Megane R26	2000	F RC	11	1:02.174	5.169	73.611	1:02.313
6	392	Philip TAYLOR	Renault Clio	2000	F	13	1:03.137	6.132	72.488	1:03.379
7	23	Andrew COWIE	Subaru Impreza	2100	E	1	1:12.514	15.509	63.114	

Clerk of the Course

 Sig : Time :
 Chief Timekeeper : Ian Sharp (SMART Timing)

 Results available at www.smart-timing.co.uk and www.speed

Printed: 18/04/2026 13:51:14


 motor
sport
UK

**RACE
WITH
RESPECT**


Orbits

KMSC/SMRC Race meeting - AC

Super Lap Scotland

Qualifying 1

Practice (15:00 Time) started at 13:34:44

Knockhill AC 1.271 miles

18/04/2026 13:35

Lap	Time of Day	Lap Tm	S1	S2	S3	SFSpd	S1Spd	Lap	Time of Day	Lap Tm	S1	S2	S3	SFSpd	S1Spd
-----	-------------	--------	----	----	----	-------	-------	-----	-------------	--------	----	----	----	-------	-------

(92) Michael OSBORNE Snr

1	13:36:43.786	1:36.686	33.014	41.104	22.568	24.9	44.8
2	13:37:42.447	58.661	17.154	22.170	19.337	114.1	100.5
3	13:39:00.548	1:18.101	23.406	33.869	20.826	118.4	54.4
4	13:39:58.003	57.455	16.614	21.796	19.045	119.0	106.4
5	13:41:26.150	1:28.147	27.423	39.977	20.747	119.0	34.7
6	13:42:23.155	57.005	16.514	21.535	18.956	117.9	106.4
7	13:46:38.413	4:15.258	23.297	32.663	3:19.298	120.9	50.4
8	13:47:45.630	1:07.217	23.500	23.906	19.811	39.5	81.0
9	13:48:43.017	57.387	16.428	21.362	19.597	117.5	106.5
10	13:50:11.809	1:28.792	24.147	42.307	22.338	118.8	43.3

(155) Adam KINDNESS

1	13:36:00.241	1:11.284	23.914	27.281	20.089	34.0	69.4
2	13:36:58.019	57.778	16.871	20.908	19.999	111.3	95.2

(64) David WALLACE

1	13:36:29.964	1:26.196	30.484	31.332	24.380	21.1	
2	13:37:40.761	1:10.797	21.106	27.118	22.573	96.6	
3	13:38:50.309	1:09.548	22.132	26.189	21.227	100.8	
4	13:39:51.641	1:01.332	17.868	22.882	20.582	107.7	
5	13:40:53.613	1:01.972	18.092	23.260	20.620	107.5	
6	13:41:54.941	1:01.328	17.595	22.960	20.773	107.9	
7	13:42:55.909	1:00.968	17.516	22.742	20.710	107.5	
8	13:43:56.546	1:00.637	17.611	22.401	20.625	107.9	
9	13:44:57.305	1:00.759	17.346	22.602	20.811	107.5	
10	13:45:57.218	59.913	17.411	22.007	20.495	107.0	
11	13:47:27.630	1:30.412	23.615	31.878	34.919	107.7	
12	13:48:56.830	1:29.200	27.844	35.558	25.798	55.8	
13	13:50:02.485	1:05.655	17.290	25.564	22.801	108.4	

(7) Steven ARKLEY

1	13:36:27.824	1:26.773	31.651	31.203	23.919	16.8	67.0
2	13:37:35.095	1:07.271	20.131	25.763	21.377	92.3	87.2
3	13:38:35.337	1:00.242	17.589	22.410	20.243	113.2	103.9
4	13:39:35.521	1:00.184	17.428	22.666	20.090	116.1	102.8
5	13:40:36.158	1:00.637	17.368	23.117	20.152	116.5	99.0
6	13:41:37.086	1:00.928	17.384	23.338	20.206	114.5	95.7
7	13:42:37.480	1:00.394	17.379	23.054	19.961	114.9	102.3
8	13:47:25.003	4:47.523	20.926	33.136	3:53.461	110.7	61.1
9	13:48:47.529	1:22.526	29.462	27.826	25.238	31.6	75.2
10	13:50:02.975	1:15.446	20.301	27.005	28.140	102.9	76.7

(1) David CAPSTICK

1	13:36:10.292	1:22.898	26.776	33.026	23.096	31.4	59.2
2	13:37:15.646	1:05.354	19.298	24.250	21.806	105.5	88.4
3	13:38:18.607	1:02.961	18.632	22.849	21.480	103.2	89.5
4	13:39:20.920	1:02.313	17.948	23.014	21.351	106.2	89.7
5	13:40:23.792	1:02.872	18.431	22.802	21.639	106.4	89.0
6	13:42:02.236	1:38.444	26.104	37.984	34.356	100.3	40.4
7	13:43:44.005	1:41.769	31.499	36.391	33.879	48.6	47.2
8	13:45:12.570	1:28.565	30.021	35.461	23.083	51.2	30.3
9	13:46:15.934	1:03.364	18.655	23.011	21.698	102.3	89.7
10	13:47:18.108	1:02.174	18.194	22.740	21.240	104.5	89.8
11	13:48:20.605	1:02.497	18.094	22.810	21.593	106.0	89.1

(392) Philip TAYLOR

1	13:36:05.710	1:13.231	23.826	27.310	22.095	31.6	76.8
2	13:37:09.937	1:04.227	18.698	23.821	21.708	102.0	88.5
3	13:38:14.474	1:04.537	17.965	24.974	21.598	102.5	553.8
4	13:39:19.452	1:04.978	18.783	24.772	21.423	102.6	88.8
5	13:40:42.757	1:23.305	21.599	31.232	30.474	102.8	67.1
6	13:42:07.681	1:24.924	26.731	33.942	24.251	78.3	369.2
7	13:43:10.818	1:03.167	18.421	23.438	21.278	102.6	88.0
8	13:44:14.197	1:03.379	18.373	23.412	21.594	103.2	89.6
9	13:45:28.716	1:14.519	17.994	26.693	29.832	103.2	107.6
10	13:46:46.412	1:17.696	23.564	29.758	24.374	73.5	553.8
11	13:47:50.223	1:03.811	18.007	24.249	21.555	101.8	553.8
12	13:48:54.007	1:03.784	18.549	23.758	21.477	103.6	89.1
13	13:49:57.848	1:03.841	18.546	23.818	21.477	103.1	88.6

(23) Andrew COWIE

1	13:36:03.232	1:12.514	23.699	28.062	20.753	33.9	
---	--------------	-----------------	--------	--------	---------------	------	--



Bulletin No. _____

KMSC/SMRC Race meeting - AC**Sorted on best lap time**

Scottish Fiesta ST Cup

Knockhill AC 1.271 miles

Paid Practice 2

18/04/2026 13:55

Practice (20:00 Time) started at 13:53:14

Pos	No.	Name	Make/Model	CC	Class	Laps	Best Tm	Diff	Best Speed	2nd Best
1	35	Andrew MACKIE	Ford Fiesta ST	2000	ST	12	1:01.977		73.845	1:02.008
2	21	Kieren PREEDY	Ford Fiesta ST	2000	ST	14	1:02.273	0.296	73.494	1:02.289
3	24	Lachan MacLACHLAN	Ford Fiesta ST	2000	STCN	15	1:02.780	0.803	72.900	1:02.805
4	23	Lucy HALES-MAVER	Ford Fiesta ST	2000	ST	14	1:03.230	1.253	72.381	1:03.338
5	17	Angus ROSS	Ford Fiesta ST	2000	ST	16	1:03.479	1.502	72.098	1:03.527
6	2	James MacKENZIE	Ford Fiesta ST	2000	STN	14	1:03.735	1.758	71.808	1:04.006
7	30	Michael GORDON	Ford Fiesta ST	2000	ST	16	1:04.455	2.478	71.006	1:04.776
8	1	Ayden WILSON	Citroen C1	1000	C1	11	1:11.051	9.074	64.414	1:11.493
9	117	Marc NISBET	Citroen C1	1000	C1	17	1:11.518	9.541	63.993	1:11.748
10	8	Henry GILLESPIE	Citroen C1	1000	C1	5	1:12.720	10.743	62.936	1:12.958
11	44	Peter EDIE	Citroen C1	1000	C1N	16	1:14.440	12.463	61.481	1:14.481
12	61	Ian COCHRANE	Citroen C1	1000	C1	16	1:15.353	13.376	60.737	1:15.388

Clerk of the Course

Sig : Time :
Chief Timekeeper : Ian Sharp (SMART Timing)Results available at www.smart-timing.co.uk and www.speed

Printed: 18/04/2026 14:15:35

motor
sport
UKRACE
WITH
RESPECT

Orbits



KMSC/SMRC Race meeting - AC

Scottish Fiesta ST Cup

Knockhill AC 1.271 miles

Paid Practice 2

18/04/2026 13:55

Practice (20:00 Time) started at 13:53:14

Lap	Time of Day	Lap Tm	S1	S2	S3	SFSpd	S1Spd
(35) Andrew MACKIE							
1	13:54:37.538	1:16.265	24.220	27.125	24.920	32.8	74.9
2	13:55:40.244	1:02.706	18.388	23.074	21.244	97.8	83.1
3	13:56:42.252	1:02.008	17.972	22.785	21.251	102.0	85.9
4	13:57:44.229	1:01.977	17.929	22.821	21.227	101.2	86.4
5	13:58:47.107	1:02.878	18.227	23.094	21.557	102.1	85.3
6	13:59:50.030	1:02.923	18.319	22.603	22.001	102.1	84.2
7	14:00:52.761	1:02.731	18.517	22.517	21.697	100.0	85.1
8	14:01:55.400	1:02.639	18.166	22.708	21.765	100.5	85.8
9	14:02:57.783	1:02.383	18.075	22.412	21.896	100.6	85.6
10	14:04:00.493	1:02.710	18.258	22.849	21.603	101.1	83.6
11	14:05:04.990	1:04.497	18.350	24.213	21.934	101.5	84.5
12	14:06:07.537	1:02.547	18.148	22.647	21.752	99.6	85.8

Lap	Time of Day	Lap Tm	S1	S2	S3	SFSpd	S1Spd
(21) Kieren PREEDY							
1	13:54:46.235	1:19.608	24.306	31.951	23.351	31.3	75.1
2	13:55:50.737	1:04.502	18.680	23.862	21.960	100.2	85.7
3	13:56:53.156	1:02.419	18.437	22.618	21.364	99.6	85.3
4	13:57:55.774	1:02.618	18.391	22.719	21.508	100.9	85.5
5	13:58:59.401	1:03.627	18.587	22.549	22.491	99.4	85.2
6	14:00:07.735	1:08.334	20.044	25.370	22.920	99.4	73.2
7	14:01:10.008	1:02.273	18.490	22.537	21.246	97.8	85.3
8	14:02:16.188	1:06.180	18.841	24.124	23.215	100.9	84.3
9	14:03:20.306	1:04.118	18.980	22.774	22.364	97.8	84.4
10	14:04:22.975	1:02.669	18.512	22.615	21.542	98.5	84.7
11	14:05:25.383	1:02.408	18.455	22.454	21.499	98.7	84.1
12	14:06:29.555	1:04.172	18.595	22.717	22.860	98.8	84.2
13	14:07:37.817	1:08.262	20.001	25.950	22.311	97.8	64.7
14	14:08:40.106	1:02.289	18.245	22.524	21.520	99.1	84.9

Lap	Time of Day	Lap Tm	S1	S2	S3	SFSpd	S1Spd
(24) Lachan MacLACHLAN							
1	13:54:55.047	1:16.664	24.500	27.407	24.757	32.7	75.1
2	13:56:00.731	1:05.684	20.631	23.494	21.559	82.1	
3	13:57:03.917	1:03.186	18.805	23.003	21.378	100.5	
4	13:58:06.697	1:02.780	18.375	23.006	21.399	100.9	
5	13:59:09.684	1:02.987	18.590	23.136	21.261	100.8	84.2
6	14:00:19.535	1:09.851	18.407	26.769	24.675	102.5	84.4
7	14:01:27.802	1:08.267	18.364	26.638	23.265	98.8	
8	14:02:30.607	1:02.805	18.448	22.859	21.498	97.8	
9	14:03:34.109	1:03.502	18.257	23.641	21.604	100.6	83.9
10	14:04:37.992	1:03.883	18.623	23.069	22.191	101.5	
11	14:05:41.609	1:03.617	19.284	22.793	21.540	96.6	83.8
12	14:06:44.833	1:03.224	18.912	22.689	21.623	98.7	
13	14:07:48.500	1:03.667	19.123	22.892	21.652	99.6	84.7
14	14:08:53.476	1:04.976	19.582	23.691	21.703	89.1	84.5
15	14:10:01.393	1:07.917	20.409	25.623	21.885	99.3	77.2

Lap	Time of Day	Lap Tm	S1	S2	S3	SFSpd	S1Spd
(23) Lucy HALES-MAVER							
1	13:54:50.267	1:14.326	23.267	27.445	23.614	31.9	0.0
2	13:55:56.458	1:06.191	18.635	25.219	22.337	96.4	107.6
3	13:57:00.446	1:03.988	17.952	23.899	22.137	98.7	
4	13:58:03.784	1:03.338	17.668	23.729	21.941	98.4	1.1
5	13:59:07.014	1:03.230	17.908	23.484	21.838	99.1	1.1
6	14:00:12.391	1:05.377	19.003	23.135	23.239	100.6	82.7
7	14:01:16.421	1:04.030	18.707	23.242	22.081	95.9	82.6
8	14:02:21.677	1:05.256	18.594	23.835	22.827	98.0	83.7
9	14:03:26.483	1:04.806	17.986	24.801	22.019	98.7	0.0
10	14:04:31.443	1:04.960	18.069	24.004	22.887	99.0	0.0
11	14:05:38.706	1:07.263	18.911	25.761	22.591	95.9	107.6
12	14:06:42.433	1:03.727	17.797	23.871	22.059	98.0	
13	14:07:49.621	1:07.188	17.844	24.077	25.267	98.8	553.8
14	14:09:00.112	1:10.491	21.245	25.814	23.432	72.2	0.0

Lap	Time of Day	Lap Tm	S1	S2	S3	SFSpd	S1Spd
(17) Angus ROSS							
1	13:54:32.843	1:15.820	25.983	26.650	23.187	26.8	70.2
2	13:55:38.575	1:05.732	19.509	24.230	21.993	94.9	81.3
3	13:56:42.348	1:03.773	18.773	23.086	21.914	97.3	82.2
4	13:57:46.135	1:03.787	18.958	23.151	21.678	96.1	81.7
5	13:58:53.570	1:07.435	18.713	25.078	23.644	99.4	
6	13:59:57.097	1:03.527	18.699	22.922	21.906	95.9	83.0
7	14:02:24.506	2:27.409	18.759	24.835	1:43.815	98.0	82.4
8	14:03:32.485	1:07.979	22.299	23.549	22.131	40.3	
9	14:04:37.558	1:05.073	19.421	22.770	22.882	98.1	82.6

Lap	Time of Day	Lap Tm	S1	S2	S3	SFSpd	S1Spd
10	14:05:41.145	1:03.587	18.627	23.097	21.863	96.8	81.9
11	14:06:44.624	1:03.479	18.604	22.877	21.998	97.4	
12	14:07:48.216	1:03.592	18.818	22.714	22.060	97.4	
13	14:10:01.414	2:13.198	21.411	24.492	1:27.295	87.4	83.5
14	14:11:08.406	1:06.992	21.813	23.090	22.089	41.1	
15	14:12:12.357	1:03.951	18.690	23.113	22.148	96.1	82.4
16	14:13:16.554	1:04.197	18.831	23.258	22.108	96.8	83.1

Lap	Time of Day	Lap Tm	S1	S2	S3	SFSpd	S1Spd
(2) James MacKENZIE							
1	13:54:45.126	1:14.357	23.171	26.441	24.745	32.4	80.6
2	13:55:51.865	1:06.739	19.393	23.845	23.501	95.9	83.6
3	13:56:56.335	1:04.470	19.067	23.265	22.138	98.1	83.1
4	13:58:01.171	1:04.836	19.143	23.553	22.140	97.4	
5	13:59:06.076	1:04.905	19.218	23.251	22.436	97.5	
6	14:00:14.295	1:08.219	20.248	25.893	22.078	97.4	74.8
7	14:01:21.787	1:07.492	19.258	25.198	23.036	98.4	
8	14:02:25.793	1:04.006	18.804	23.449	21.753	97.4	
9	14:03:31.435	1:05.642	19.145	24.267	22.230	100.5	
10	14:04:37.401	1:05.966	19.135	23.591	23.240	98.7	
11	14:05:42.818	1:05.417	20.155	23.099	22.163	85.3	
12	14:06:46.553	1:03.735	18.866	22.765	22.104	97.8	
13	14:07:54.771	1:08.218	19.266	25.476	23.476	99.3	
14	14:09:00.554	1:05.783	19.445	23.192	23.146	98.1	

Lap	Time of Day	Lap Tm	S1	S2	S3	SFSpd	S1Spd
(30) Michael GORDON							
1	13:54:39.850	1:16.237	25.220	27.414	23.603	33.4	68.8
2	13:55:45.917	1:06.067	19.587	24.385	22.095	94.3	82.0
3	13:56:52.287	1:06.370	19.216	25.275	21.879	98.7	61.5
4	13:58:02.438	1:10.151	18.593	25.803	25.755	99.6	83.9
5	13:59:09.054	1:06.616	21.238	23.724	21.654	71.3	82.8
6	14:00:14.665	1:05.611	18.327	25.638	21.646	100.3	83.5
7	14:01:20.112	1:05.447	18.850	24.266	22.331	99.4	84.8
8	14:02:24.567	1:04.455	18.814	23.757	21.884	96.7	83.8
9	14:03:30.331	1:05.764	18.721	25.113	21.930	100.5	81.0
10	14:04:36.830	1:06.499	18.601	23.838	24.060	99.7	83.0
11	14:05:43.880	1:07.050	18.507	23.630	24.913	95.1	82.3
12	14:06:58.704	1:14.824	22.537	27.705	24.582	66.5	69.3
13	14:08:07.884	1:09.180	21.267	25.699	22.214	86.5	72.8
14	14:09:12.764	1:04.880	18.897	23.899	22.084	98.0	81.7
15	14:10:17.540	1:04.776	19.041	23.812	21.923	95.7	81.7
16	14:11:28.170	1:10.630	21.295	25.491	23.844	97.7	58.9

Lap	Time of Day
-----	-------------



KMSC/SMRC Race meeting - AC

Scottish Fiesta ST Cup

Knockhill AC 1.271 miles

Paid Practice 2

18/04/2026 13:55

Practice (20:00 Time) started at 13:53:14

Lap	Time of Day	Lap Tm	S1	S2	S3	SFSpd	S1Spd	Lap	Time of Day	Lap Tm	S1	S2	S3	SFSpd	S1Spd
(8) Henry GILLESPIE															
1	13:55:15.704	1:20.029	25.637	27.737	26.655	33.4	68.9								
2	13:56:29.161	1:13.457	21.677	25.821	25.959	77.6	70.0								
3	13:57:42.119	1:12.958	20.447	26.665	25.846	78.2									
4	13:58:55.243	1:13.124	20.371	26.931	25.822	78.7	0.9								
5	14:00:07.963	1:12.720	20.148	26.785	25.787	80.7	0.9								
(44) Peter EDIE															
1	13:55:15.968	1:21.172	25.168	28.612	27.392	32.3									
2	13:56:30.780	1:14.812	21.265	27.198	26.349	72.9	0.9								
3	13:57:45.261	1:14.481	20.683	27.211	26.587	77.9	0.9								
4	13:59:00.074	1:14.813	20.786	27.367	26.660	79.3	0.9								
5	14:00:14.514	1:14.440	20.664	27.066	26.710	77.7	0.9								
6	14:01:29.786	1:15.272	22.086	26.818	26.368	78.5	68.3								
7	14:02:44.748	1:14.962	20.553	27.808	26.601	77.9	0.0								
8	14:03:59.619	1:14.871	20.539	27.486	26.846	77.4									
9	14:05:14.516	1:14.897	21.034	26.864	26.999	75.9	369.2								
10	14:06:29.687	1:15.171	21.755	26.536	26.880	76.3	69.0								
11	14:07:44.943	1:15.256	22.042	26.623	26.591	76.3	69.8								
12	14:09:01.183	1:16.240	20.756	27.971	27.513	77.6									
13	14:10:16.011	1:14.828	20.816	27.273	26.739	77.9	0.0								
14	14:11:32.394	1:16.383	22.262	27.483	26.638	77.3	65.0								
15	14:12:47.174	1:14.780	20.901	27.444	26.435	77.7	'107.6								
16	14:14:01.766	1:14.592	20.908	27.238	26.446	77.6									
(61) Ian COCHRANE															
1	13:55:13.718	1:20.866	26.610	27.260	26.996	31.7	65.0								
2	13:56:29.363	1:15.645	21.940	26.894	26.811	75.5	66.8								
3	13:57:45.099	1:15.736	21.893	26.861	26.982	75.3	67.9								
4	13:59:03.284	1:18.185	22.724	28.227	27.234	76.7	67.2								
5	14:00:21.846	1:18.562	22.139	28.807	27.616	76.5	66.8								
6	14:01:38.343	1:16.497	21.945	27.217	27.335	76.8	67.7								
7	14:02:53.696	1:15.858	21.598	26.648	27.107	76.0	67.6								
8	14:04:09.453	1:15.757	20.898	27.917	26.942	75.4									
9	14:05:24.841	1:15.388	20.635	27.600	27.153	75.4	53.8								
10	14:06:41.221	1:16.380	21.049	28.122	27.209	75.7									
11	14:07:57.862	1:16.641	22.452	27.223	26.966	76.3	67.6								
12	14:09:13.744	1:15.882	21.727	26.727	27.428	77.7	67.8								
13	14:10:29.540	1:15.796	21.719	27.088	26.989	75.9	67.6								
14	14:11:45.024	1:15.484	21.855	26.590	27.039	76.3	68.0								
15	14:13:00.862	1:15.838	21.931	26.898	27.009	76.3	68.3								
16	14:14:17.351	1:16.489	21.920	27.161	27.408	75.8	67.8								

Clerk of the Course

Sig : Time :
Chief Timekeeper : Ian Sharp (SMART Timing)

Results available at www.smart-timing.co.uk and www.speed

Printed: 18/04/2026 14:16:05





KMSC/SMRC Race meeting - AC

Sorted on Laps

Scottish Modsports Race Championship

Knockhill AC 1.271 miles

Race 3 - 1st Race

18/04/2026 14:25

Race (12:00 and 1 Laps) started at 14:26:15

Pos	No.	Name	Make/Model	CC	Class	Laps	Total Tm	Diff	Best Tm	In Lap	2nd Best
1	9	Ron CUMMING	Nemesis Kit Car	2200	A2	14	12:48.075		53.417	2	53.469
2	1	Adam MORRISON	Mini Cooper S	2000	D	14	13:18.973	30.898	55.822	11	55.828
3	10	Mark THOMSON	Radical SR10 XXR	2261	A1	14	13:28.538	40.463	54.532	14	55.899
4	55	Fiona KINDNESS	Subaru Impreza Typ	2350	B	14	13:38.574	50.499	55.994	7	56.352
5	26	Michael BARRON	Honda Civic	2400	D	14	13:40.343	52.268	57.204	14	57.587
6	21	Louise STRACHAN	Mini Cooper S	1600S	D	13	13:27.057	1 Lap	59.207	12	59.523
7	333	Iain BLACKLEY	Ford Puma	1679T	E	13	13:27.243	1 Lap	1:00.250	2	1:00.663
8	221	James STRACHAN	Ford Fiesta	2000	D	13	13:32.157	1 Lap	1:00.437	5	1:00.841
9	63	Stuart THOMSON	Seat Leon Cupra	2000	E	13	13:44.879	1 Lap	1:01.600	7	1:01.630
10	91	Craig HOUSTON	Lotus Eclat	2948	D	13	13:45.403	1 Lap	1:01.090	12	1:01.874
11	14	Michael IMRIE	Mini R50 Cooper	1600	G	12	13:07.825	2 Laps	1:03.435	8	1:03.891
12	11	Ally CHALMERS	Mini Cooper	1600	G	11	13:16.726	3 Laps	1:09.563	11	1:10.105
Not classified											
DNF	78	David HEADEN	Caterham R400	2300	A2	9	8:38.829	DNF	55.134	9	55.516
DNF	155	Adam KINDNESS	Mini Cooper S R53	1600S	D	3	3:11.543	DNF	58.607	3	58.800
DNF	96	Murray DOUGLAS	Mini Cooper S	1600S	C	1	1:19.009	DNF	1:06.734	1	
DNS	23	Andrew COWIE	Subaru Impreza	2100	E			DNS		0	
DNS	69	Andrew PATERSON	BMW 318iS	1923	E			DNS		0	

Announcements

- New Track Record (55.994) for KMSC Modsports B by Fiona KINDNESS.
- New Track Record (1:00.250) for KMSC Modsports E by Iain BLACKLEY.
- New Track Record (1:03.435) for KMSC Modsports G by Michael IMRIE.
- New Track Record (53.417) for KMSC Modsports A2 by Ron CUMMING.
- New Track Record (55.822) for KMSC Modsports D by Adam MORRISON.
- Car No.55 - Racetime includes 10 second time penalty - False Start
- Chequered Flag shown early - Result declared

Margin of Victory	Avg. Speed	Best Lap Tm	Best Speed	Best Lap by
30.898	83.421	53.417	85.678	9 - Ron CUMMING

Clerk of the Course

Sig : Time :
 Chief Timekeeper : Ian Sharp (SMART Timing)
 Results available at www.smart-timing.co.uk and www.speec



Orbits



KMSC/SMRC Race meeting - AC

Scottish Modsports Race Championship

Knockhill AC 1.271 miles

Race 3 - 1st Race

18/04/2026 14:25

Race (12:00 and 1 Laps) started at 14:26:15

Lap	Time of Day	Lap Tm	S1	S2	S3	SFSpd	S1Spd
(9) Ron CUMMING							
1	14:27:17.228	55.888	17.007	20.680	18.201	84.1	115.1
2	14:28:10.645	53.417	15.402	20.106	17.909	133.4	116.9
3	14:29:04.189	53.544	15.452	20.075	18.017	135.3	115.3
4	14:29:59.240	55.051	15.523	21.345	18.183	134.5	115.7
5	14:30:53.332	54.092	15.718	20.326	18.048	132.9	114.3
6	14:31:46.949	53.617	15.325	20.142	18.150	134.2	116.9
7	14:32:42.750	55.801	15.399	21.051	19.351	131.8	114.9
8	14:33:38.300	55.550	15.729	20.649	19.172	131.8	118.6
9	14:34:31.769	53.469	15.171	20.285	18.013	131.6	117.5
10	14:35:25.485	53.716	15.432	20.183	18.101	133.9	116.9
11	14:36:20.043	54.558	15.503	20.762	18.293	134.2	116.3
12	14:37:13.951	53.908	15.479	20.299	18.130	132.4	116.9
13	14:38:09.200	55.249	16.007	20.897	18.345	130.8	115.1
14	14:39:03.449	54.249	15.868	20.342	18.039	132.1	117.3

Lap	Time of Day	Lap Tm	S1	S2	S3	SFSpd	S1Spd
(1) Adam MORRISON							
1	14:27:20.462	58.041	16.927	21.982	19.132	77.2	0.0
2	14:28:17.546	57.084	15.611	22.285	19.188	114.7	
3	14:29:14.101	56.555	15.892	21.823	18.840	114.7	0.0
4	14:30:10.258	56.157	15.920	21.509	18.728	113.4	0.0
5	14:31:06.991	56.733	16.762	20.600	19.371	114.3	98.5
6	14:32:02.959	55.968	16.548	20.356	19.064	111.3	98.8
7	14:32:58.787	55.828	16.552	20.463	18.813	112.6	99.1
8	14:33:55.053	56.266	16.625	20.770	18.871	114.7	99.4
9	14:34:50.982	55.929	15.665	20.885	19.379	114.3	0.0
10	14:35:48.487	57.505	17.223	21.312	18.970	113.2	93.1
11	14:36:44.309	55.822	16.507	20.607	18.708	113.4	99.6
12	14:37:41.552	57.243	15.780	22.202	19.261	115.7	
13	14:38:37.581	56.029	16.665	20.543	18.821	114.5	98.1
14	14:39:34.347	56.766	15.885	21.637	19.244	114.3	0.0

Lap	Time of Day	Lap Tm	S1	S2	S3	SFSpd	S1Spd
(10) Mark THOMSON							
1	14:27:24.278	1:00.105				66.3	
2	14:28:21.787	57.509				132.9	
3	14:29:19.751	57.964				134.2	
4	14:30:17.429	57.678				134.8	
5	14:31:17.011	59.582				135.0	
6	14:32:15.112	58.101				131.8	
7	14:33:11.468	56.356				137.5	
8	14:34:08.130	56.662				135.8	
9	14:35:04.599	56.469				133.9	
10	14:36:01.366	56.767				123.8	
11	14:36:57.522	56.156				134.5	
12	14:37:53.421	55.899				133.9	
13	14:38:49.380	55.959				135.6	
14	14:39:43.912	54.532				140.7	

Lap	Time of Day	Lap Tm	S1	S2	S3	SFSpd	S1Spd
(55) Fiona KINDNESS							
1	14:27:21.674	58.183	17.502	22.063	18.618	79.2	101.7
2	14:28:18.418	56.744	16.334	21.785	18.625	128.3	105.3
3	14:29:15.712	57.294	16.285	22.343	18.666	127.6	105.8
4	14:30:12.064	56.352	16.565	21.488	18.299	127.3	105.0
5	14:31:08.505	56.441	16.216	21.368	18.857	130.3	104.2
6	14:32:05.070	56.565	16.594	21.465	18.506	130.3	104.4
7	14:33:01.064	55.994	16.207	21.419	18.368	131.1	105.0
8	14:33:58.283	57.219	16.130	22.039	19.050	129.6	107.5
9	14:34:55.896	57.613	17.327	21.449	18.837	126.6	102.8
10	14:35:54.559	58.663	16.217	23.363	19.083	125.9	102.3
11	14:36:53.535	58.976	16.277	22.611	20.088	128.1	101.1
12	14:37:50.668	57.133	16.302	21.812	19.019	124.0	103.4
13	14:38:47.462	56.794	16.319	21.730	18.745	126.6	104.5
14	14:39:43.948	56.486	16.245	21.664	18.577	128.6	102.6

Lap	Time of Day	Lap Tm	S1	S2	S3	SFSpd	S1Spd
(26) Michael BARRON							
1	14:27:19.992	57.923	17.479	21.366	19.078	75.9	100.2
2	14:28:17.691	57.699	15.763	22.479	19.457	119.8	107.6
3	14:29:15.571	57.880	16.634	22.022	19.224	121.4	101.1
4	14:30:13.813	58.242	17.131	22.189	18.922	121.6	98.7
5	14:31:12.255	58.442	16.922	22.486	19.034	121.1	100.3
6	14:32:10.494	58.239	16.733	22.237	19.269	120.7	99.1
7	14:33:08.523	58.029	16.780	22.036	19.213	120.7	99.1
8	14:34:06.554	58.031	16.968	21.756	19.307	119.0	98.7

Lap	Time of Day	Lap Tm	S1	S2	S3	SFSpd	S1Spd
9	14:35:04.141	57.587	16.610	21.692	19.285	119.4	99.1
10	14:36:03.857	59.716	16.757	22.657	20.302	121.4	99.6
11	14:37:01.734	57.877	16.658	21.975	19.244	117.1	99.3
12	14:38:00.303	58.569	16.913	22.004	19.652	119.8	98.5
13	14:38:58.513	58.210	16.786	21.921	19.503	119.8	98.4
14	14:39:55.717	57.204	16.882	21.087	19.235	120.0	99.1

Lap	Time of Day	Lap Tm	S1	S2	S3	SFSpd	S1Spd
(21) Louise STRACHAN							
1	14:27:32.146	1:06.023	20.594	24.736	20.693	67.8	79.0
2	14:28:34.224	1:02.078	17.491	22.688	21.899	110.2	96.6
3	14:29:37.192	1:02.968	17.564	24.783	20.621	109.7	92.9
4	14:30:38.350	1:01.158	17.951	22.824	20.383	109.8	94.1
5	14:31:38.445	1:00.095	17.518	22.351	20.226	109.8	96.4
6	14:32:38.711	1:00.266	17.380	22.600	20.286	109.1	96.0
7	14:33:40.175	1:01.464	17.609	22.375	21.480	110.0	96.4
8	14:34:39.698	59.523	17.441	22.070	20.012	110.0	96.6
9	14:35:40.232	1:00.534	17.650	22.663	20.221	110.9	96.1
10	14:36:41.858	1:01.626	17.744	23.534	20.348	110.9	89.1
11	14:37:42.813	1:00.955	17.485	22.709	20.761	109.7	94.7
12	14:38:42.020	59.207	17.265	22.009	19.933	109.7	96.1
13	14:39:42.431	1:00.411	17.669	22.532	20.210	109.5	96.4

Lap	Time of Day	Lap Tm	S1	S2	S3	SFSpd	S1Spd
(333) Iain BLACKLEY							
1	14:27:27.599	1:03.793				77.7	
2	14:28:27.849	1:00.250				113.9	
3	14:29:29.027	1:01.178				118.6	
4	14:30:31.216	1:02.189				111.5	
5	14:31:32.145	1:00.929				109.3	
6	14:32:32.819	1:00.674				111.8	
7	14:33:33.482	1:00.663				112.6	
8	14:34:35.338	1:01.856				108.1	
9	14:35:36.414	1:01.076				107.7	
10	14:36:37.855	1:01.441				111.3	
11	14:37:40.018	1:02.163				113.0	
12	14:38:41.312	1:01.294				111.5	
13	14:39:42.617	1:01.305				111.7	

Lap	Time of Day	Lap Tm	S1	S2	S3	SFSpd	S1Spd
(221) James STRACHAN							
1	14:27:29.485	1:05.429	18.765	24.032	22.632	79.6	
2	14:28:30.326	1:00.841	17.931	22.718	20.192	107.4	96.0
3	14:29:32.090	1:01.764	17.967	23.234	20.563	110.6	
4	14:30:33.419	1:01.329	18.004	23.155	20.170	110.7	95.9
5	14:31:33.856	1:00.437	17.685	22.826	19.926	111.7	
6	14:32:35.126	1:01.270	17.758	23.092	20.420	111.8	95.1
7	14:33:37.153	1:02.027	17.774	23.352	20.901	110.9	
8	14:34:38.790	1:01.637	18.078	23.015	20.544	110.2	95.9
9	14:35:39.904	1:01.114	17.869	22.899	20.346	109.1	
10	14:36:41.477	1:01.573	17.848	23.294	20.431	111.7	
11	14:37:44.085	1:02.608			20.696	111.1	
12	14:38:46.051	1:01.966	17.846	23.314	20.806	109.7	
13	14:39:47.531	1:01.480	17.682	23.360	20.438	109.1	

Lap	Time of Day	Lap Tm	S1	S2	S3	SFSpd	S1Spd
(63) Stuart THOMSON							
1	14:27:31.388	1:05.887	19.872	24.628	21.387	86.9	89.5
2	14:28:34.773	1:03.385	18.340	24.072	20.973	113.0	91.4
3	14:29:38.300	1:03.527	18.170	24.834	20.523	107.5	
4	14:30:41.405	1:03.105	17.883	24.574	20.648	117.5	
5	14:31:43.214	1:01.809	17.795	23.639	20.375	116.3	
6	14:32:45.792	1:02.578	17.902	23.851	20.825	113.5	
7	14:33:47.392	1:01.600	17.532				



KMSC/SMRC Race meeting - AC

Scottish Modsports Race Championship

Knockhill AC 1.271 miles

Race 3 - 1st Race

18/04/2026 14:25

Race (12:00 and 1 Laps) started at 14:26:15

Lap	Time of Day	Lap Tm	S1	S2	S3	SFSpd	S1Spd
7	14:33:46.028	1:01.874	17.857	22.972	21.045	110.9	96.0
8	14:34:50.968	1:04.940	19.892	24.101	20.947	113.2	91.2
9	14:35:53.159	1:02.191	18.234	23.401	20.556	111.5	95.6
10	14:36:55.527	1:02.368	17.999	23.582	20.787	114.3	95.2
11	14:37:57.491	1:01.964	17.947	23.355	20.662	114.7	94.4
12	14:38:58.581	1:01.090	17.780	22.913	20.397	114.7	96.4
13	14:40:00.777	1:02.196	18.409	23.215	20.572	116.5	96.1

(14) Michael IMRIE

1	14:27:33.843	1:06.964	19.886	25.087	21.991	75.3	82.1
2	14:28:38.661	1:04.818	19.089	23.586	22.143	96.4	78.8
3	14:29:43.075	1:04.414	19.071	23.411	21.932	94.0	81.3
4	14:30:47.234	1:04.159	17.934	24.140	22.085	95.1	
5	14:31:51.125	1:03.891	18.691	23.300	21.900	94.9	81.9
6	14:32:55.439	1:04.314	18.789	23.173	22.352	94.0	82.1
7	14:34:00.500	1:05.061	18.815	24.349	21.897	94.4	82.5
8	14:35:03.935	1:03.435	18.428	22.913	22.094	95.1	83.0
9	14:36:09.248	1:05.313	19.089	23.774	22.450	94.1	83.3
10	14:37:13.235	1:03.987	17.805	24.303	21.879	94.3	
11	14:38:18.502	1:05.267	19.187	23.946	22.134	94.3	82.7
12	14:39:23.199	1:04.697	18.958	23.761	21.978	93.7	81.5

(11) Ally CHALMERS

1	14:27:42.755	1:10.994					
2	14:28:53.081	1:10.326					
3	14:30:07.933	1:14.852					
4	14:31:19.898	1:11.965					
5	14:32:30.003	1:10.105					
6	14:33:41.330	1:11.327					
7	14:34:50.983	1:09.653					
8	14:36:01.499	1:10.516					
9	14:37:11.768	1:10.269					
10	14:38:22.537	1:10.769					
11	14:39:32.100	1:09.563					

(78) David HEADEN

1	14:27:22.940	58.841	17.481	22.105	19.255	85.8	
2	14:28:20.619	57.679	16.579	21.815	19.285	124.7	100.6
3	14:29:17.329	56.710	15.808	21.894	19.008	125.9	
4	14:30:13.832	56.503	15.885	22.116	18.502	127.3	108.1
5	14:31:10.772	56.940	15.858	21.652	19.430	129.8	
6	14:32:06.288	55.516	15.513	21.222	18.781	126.1	
7	14:33:02.064	55.776	15.494	21.686	18.596	128.6	
8	14:33:59.069	57.005	15.534	22.177	19.294	129.1	
9	14:34:54.203	55.134	15.684	20.709	18.741	126.1	

(155) Adam KINDNESS

1	14:27:29.510	1:05.772	19.718	22.080	23.974	62.6	93.5
2	14:28:28.310	58.800	17.640	21.633	19.527	109.5	93.6
3	14:29:26.917	58.607	17.416	21.401	19.790	113.4	94.5

(96) Murray DOUGLAS

1	14:27:34.383	1:06.734	19.787	25.379	21.568	84.7	84.9
---	--------------	-----------------	--------	---------------	---------------	------	-------------

Clerk of the Course

Sig : Time :
 Chief Timekeeper : Ian Sharp (SMART Timing)
 Results available at www.smart-timing.co.uk and www.speed
 Printed: 18/04/2026 14:44:09





KMSC/SMRC Race meeting - AC

Lapchart

Scottish Modsports Race Championship

Knockhill AC 1.271 miles

Race 3 - 1st Race

18/04/2026 14:25

Race (12:00 and 1 Laps) started at 14:26:15



Competitors	Laps														
	0	1	2	3	4	5	6	7	8	9	10	11	12	13	14
Ron CUMMING (9)	1	9	9	9	9	9	9	9	9	9	9	9	9	9	9
Michael BARRON (26)	2	26	26	1	1	1	1	1	1	1	1	1	1	1	1
Adam MORRISON (1)	3	1	1	26	26	55	55	55	55	55	78	55	55	55	10
Fiona KINDNESS (55)	4	55	55	55	55	26	78	78	78	78	55	10	10	10	55
Adam KINDNESS (155)	5	155	78	78	78	78	26	26	26	26	26	26	26	26	26
Iain BLACKLEY (333)	6	333	10	10	10	10	10	10	10	10	10	333	333	333	21
James STRACHAN (221)	7	221	333	333	155	333	333	333	333	333	333	221	21	21	333
David HEADEN (78)	8	78	221	155	333	221	221	221	221	221	221	21	221	221	221
Mark THOMSON (10)	9	10	155	221	221	21	21	21	21	21	21	63	63	63	63
Craig HOUSTON (91)	10	91	91	91	91	91	91	91	91	63	63	91	91	91	91
Stuart THOMSON (63)	11	63	63	21	21	63	63	63	63	91	91	14	14	14	
Louise STRACHAN (21)	12	21	21	63	63	14	14	14	14	14	14	11	11		
Michael IMRIE (14)	13	14	14	14	14	11	11	11	11	11	11				
Murray DOUGLAS (96)	14	96	96	11	11										
Ally CHALMERS (11)	15	11	11												
-	16														
-	17														

Clerk of the Course

Sig : Time :
Chief Timekeeper : Ian Sharp (SMART Timing)
Results available at www.smart-timing.co.uk and www.speed





KMSC/SMRC Race meeting - AC

Scottish Modsports Race Championship

Knockhill AC 1.271 miles

Race 6 - 2nd Race

19/04/2026 10:20

Race (12:00 and 1 Laps)

1 x 1 Grid format

POLE POSITION

1	1 9 Ron CUMMING
2	3 10 Mark THOMSON
3	5 26 Michael BARRON
4	7 333 Iain BLACKLEY
5	9 63 Stuart THOMSON
6	11 14 Michael IMRIE
7	13 78 David HEADEN
8	15 96 Murray DOUGLAS
9	17 69 Andrew PATERSON

2	1 Adam MORRISON
4	55 Fiona KINDNESS
6	21 Louise STRACHAN
8	221 James STRACHAN
10	91 Craig HOUSTON
12	11 Ally CHALMERS
14	155 Adam KINDNESS
16	23 Andrew COWIE

Clerk of the Course

Sig : Time :
Chief Timekeeper : Ian Sharp (SMART Timing)

Results available at www.smart-timing.co.uk and www.speed

Printed: 18/04/2026 14:45:04



Orbits

**KMSC/SMRC Race meeting - AC****Sorted on Laps**

DDMC Northern Saloons & Sports Car Championship

Knockhill AC 1.271 miles

Race 4 - 1st Race - 2nd Re-Start

18/04/2026 15:00

Race (7:00 and 1 Laps) started at 15:41:47

Pos	No.	Name	Make/Model	CC	Class	Laps	Total Tm	Diff	Best Tm	In Lap	2nd Best
1	54	Andrew MORRISON	Seat Cupra TCR	1998T	A1	9	8:31.315		54.051	7	54.891
2	76	Colin SIMPSON	Marcos Mantis	5000	A1	9	8:37.722	6.407	54.415	3	55.066
3	12	Scott HUBEL	Peugeot 205 T16	2000	A2	9	8:42.250	10.935	56.615	4	56.656
4	18	Damien MCKAY	Westfield FW	999	E	9	8:45.246	13.931	56.617	6	56.743
5	49	Mike WILLIAMSON	Mitsubishi EVO4	2000T	B	9	8:47.613	16.298	56.652	2	56.724
6	13	Alex PRENTICE	VW Golf Gti	1994T	B	9	8:59.781	28.466	58.085	2	58.132
7	312	David TODD	Subaru Impreza	1998T	B	9	9:00.806	29.491	58.327	4	58.350
8	27	Chris SPARKS	Honda Civic Type R	1998	C	9	9:13.474	42.159	59.569	3	59.969
9	87	Stephen KELL	Ford Sierra XR4x4	1993T	B	9	9:22.249	50.934	1:00.286	3	1:00.986
10	31	Gary BOWERS	Renault Clio	2000	C	9	9:22.903	51.588	1:00.465	4	1:00.553
11	33	Simon BAKER	Ford Fiesta XR2	1600	D	8	9:08.797	1 Lap	1:05.920	3	1:06.269
12	29	Bailey KING	Audi TT	2000T	B	7	8:35.173	2 Laps	1:09.050	3	1:09.635
13	25	John ARMSTRONG	Porsche 924S	3000	B	7	8:36.778	2 Laps	1:10.056	7	1:10.616

Not classified

DNS	1	Stevie McNAB	Honda Civic Type R	1998	C			DNS		0	
DNS	78	David HEADEN	Caterham R400	2300	A1			DNS		0	
DNS	77	Chris REECE	BMW 135M	2979T	B			DNS		0	
DNS	123	Stephen REECE	Lotus Elise S2 111R	1800	C			DNS		0	

Announcements

RED FLAG after Leader completed 1 Lap - Race re-started on original Grid over 15 Minutes + 1 Lap

Car No's 77 & 123 - Did not take Re-Start

RED FLAG after Leader completed 3 Laps - Race re-started on new Grid over 7 Minutes + 1 Lap

Car No's 1 & 78 - Did not take Re-Start

New Track Record (56.652) for NSSC Sports/Sal. (B) by Mike WILLIAMSON.

New Track Record (56.617) for NSSC Sports/Sal. (E) by Damien MCKAY.

Margin of Victory	Avg. Speed	Best Lap Tm	Best Speed	Best Lap by
6.407	80.557	54.051	84.673	54 - Andrew MORRISON

Clerk of the Course

Sig : Time :
 Chief Timekeeper : Ian Sharp (SMART Timing)

Results available at www.smart-timing.co.uk and www.specc

Printed: 18/04/2026 15:52:16



Orbits



KMSC/SMRC Race meeting - AC

DDMC Northern Saloons & Sports Car Championship

Knockhill AC 1.271 miles

Race 4 - 1st Race - 2nd Re-Start

18/04/2026 15:00

Race (7:00 and 1 Laps) started at 15:41:47

Lap	Time of Day	Lap Tm	S1	S2	S3	SFSpd	S1Spd
(54) Andrew MORRISON							
1	15:42:52.116	58.100	16.929	22.036	19.135	80.1	103.9
2	15:43:48.705	56.589	16.102	21.483	19.004	126.9	
3	15:44:45.375	56.670	15.967	21.467	19.236	126.4	
4	15:45:41.591	56.216	16.443	21.528	18.245	126.9	
5	15:46:38.106	56.515	15.766	22.443	18.306	129.6	
6	15:47:33.167	55.061	15.848	20.756	18.457	126.4	
7	15:48:27.218	54.051	15.579	20.260	18.212	127.3	
8	15:49:22.109	54.891	15.820	20.602	18.469	126.9	
9	15:50:18.909	56.800	16.043	21.445	19.312	126.4	

Lap	Time of Day	Lap Tm	S1	S2	S3	SFSpd	S1Spd
(76) Colin SIMPSON							
1	15:42:54.908	59.601	17.849	22.893	18.859	79.3	89.7
2	15:43:51.045	56.137	15.658	22.067	18.412	130.8	369.2
3	15:44:45.460	54.415	14.684	21.439	18.292	133.7	107.6
4	15:45:41.290	55.830	15.871	21.093	18.866	136.1	103.9
5	15:46:38.768	57.478	16.703	22.490	18.285	117.1	98.3
6	15:47:33.834	55.066	15.434	21.540	18.092	133.4	'107.6
7	15:48:30.060	56.226	15.982	21.085	19.159	134.8	110.9
8	15:49:27.798	57.738	16.141	22.615	18.982	132.1	107.7
9	15:50:25.316	57.518	15.928	22.738	18.852	134.5	'107.6

Lap	Time of Day	Lap Tm	S1	S2	S3	SFSpd	S1Spd
(12) Scott HUBEL							
1	15:42:50.894	57.845	16.727	21.644	19.474	79.5	
2	15:43:47.550	56.656	15.809	21.698	19.149	115.9	1.2
3	15:44:44.291	56.741	15.717	21.527	19.497	115.7	1.2
4	15:45:40.906	56.615	15.749	21.532	19.334	116.1	0.0
5	15:46:40.259	59.353	15.981	24.044	19.328	116.7	
6	15:47:37.440	57.181	15.703	21.841	19.637	116.7	1.1
7	15:48:35.009	57.569	15.991	22.163	19.415	115.3	1.2
8	15:49:31.889	56.880	15.735	21.732	19.413	115.5	1.2
9	15:50:29.844	57.955	15.906	22.315	19.734	115.5	1.2

Lap	Time of Day	Lap Tm	S1	S2	S3	SFSpd	S1Spd
(18) Damien McKAY							
1	15:42:53.853	59.065	17.388	22.132	19.545	80.3	0.0
2	15:43:51.459	57.606	17.000	21.203	19.403	113.7	101.4
3	15:44:48.512	57.053	16.639	21.092	19.322	113.4	100.9
4	15:45:45.845	57.333	16.859	21.180	19.294	114.5	101.2
5	15:46:44.209	58.364	16.787	22.303	19.274	115.3	101.1
6	15:47:40.826	56.617	16.046	21.586	18.985	115.1	0.0
7	15:48:39.123	58.297	16.671	21.916	19.710	115.7	102.1
8	15:49:35.866	56.743	16.428	20.936	19.379	113.0	101.5
9	15:50:32.840	56.974	16.133	21.641	19.200	111.3	'107.6

Lap	Time of Day	Lap Tm	S1	S2	S3	SFSpd	S1Spd
(49) Mike WILLIAMSON							
1	15:42:51.579	57.936	17.066	21.942	18.928	86.6	
2	15:43:48.231	56.652			18.871	132.9	
3	15:44:44.955	56.724			19.064	135.6	
4	15:45:43.807	58.852	16.638	23.004	19.210	133.9	
5	15:46:42.843	59.036	16.383	23.363	19.290	132.1	
6	15:47:39.971	57.128	16.295	21.847	18.986	134.8	
7	15:48:39.285	59.314	16.398	22.986	19.930	132.9	
8	15:49:37.536	58.251			19.099	112.4	
9	15:50:35.207	57.671			19.015	131.6	

Lap	Time of Day	Lap Tm	S1	S2	S3	SFSpd	S1Spd
(13) Alex PRENTICE							
1	15:42:57.450	1:01.927				77.9	
2	15:43:55.535	58.085				121.8	
3	15:44:54.112	58.577				119.2	
4	15:45:52.379	58.267				120.7	
5	15:46:50.511	58.132				120.0	
6	15:47:49.855	59.344				111.3	
7	15:48:48.128	58.273				119.8	
8	15:49:46.659	58.531				119.4	
9	15:50:47.375	1:00.716				118.4	

Lap	Time of Day	Lap Tm	S1	S2	S3	SFSpd	S1Spd
(312) David TODD							
1	15:42:57.356	1:02.961	18.178	23.914	20.869	74.2	94.5
2	15:43:57.727	1:00.371	18.279	22.616	19.476	105.0	95.6
3	15:44:56.077	58.350	17.098	21.791	19.461	117.1	98.4
4	15:45:54.404	58.327	16.834	21.871	19.622	116.3	97.4
5	15:46:53.204	58.800	17.094	21.807	19.899	114.9	97.8
6	15:47:51.839	58.635	16.997	22.193	19.445	113.7	96.7

Lap	Time of Day	Lap Tm	S1	S2	S3	SFSpd	S1Spd
(27) Chris SPARKS							
7	15:48:50.648	58.809	17.201	21.831	19.777	114.3	97.7
8	15:49:49.644	58.996	17.219	21.890	19.887	113.4	97.1
9	15:50:48.400	58.756	17.073	21.857	19.826	113.2	96.4
1	15:42:57.769	1:02.803	18.715	23.136	20.952	75.1	93.7
2	15:43:57.738	59.969	17.681	22.304	19.984	110.9	93.7
3	15:44:57.307	59.569	17.546	22.016	20.007	110.4	94.9
4	15:45:57.348	1:00.041	17.302	22.401	20.338	111.8	93.6
5	15:46:57.767	1:00.419	17.745	22.313	20.361	108.4	93.5
6	15:47:58.555	1:00.788	17.604	22.564	20.620	109.8	93.6
7	15:48:59.411	1:00.856	17.944	22.501	20.411	107.5	92.9
8	15:50:00.005	1:00.594	17.734	22.384	20.476	108.1	93.9
9	15:51:01.068	1:01.063	17.655	22.802	20.606	109.5	93.9

Lap	Time of Day	Lap Tm	S1	S2	S3	SFSpd	S1Spd
(87) Stephen KELL							
1	15:42:58.698	1:03.380	19.376	23.570	20.434	79.0	90.9
2	15:44:00.079	1:01.381	17.758	22.994	20.629	122.7	93.7
3	15:45:00.365	1:00.286	17.519	22.593	20.174	121.6	96.4
4	15:46:01.351	1:00.986	17.796	22.578	20.612	124.3	93.6
5	15:47:02.498	1:01.147	17.905	22.927	20.315	121.1	96.6
6	15:48:03.591	1:01.093	17.864	22.906	20.323	122.9	95.7
7	15:49:05.466	1:01.875	17.676	23.246	20.953	124.3	95.3
8	15:50:07.270	1:01.804	18.243	22.792	20.769	111.3	93.2
9	15:51:09.843	1:02.573	18.117	23.349	21.107	118.8	92.6

Lap	Time of Day	Lap Tm	S1	S2	S3	SFSpd	S1Spd
(31) Gary BOWERS							
1	15:42:59.363	1:03.255	19.499	23.481	20.275	74.1	90.4
2	15:44:00.934	1:01.571	17.703	22.968	20.900	109.7	93.7
3	15:45:01.487	1:00.553	17.534	22.651	20.368	107.9	92.8
4	15:46:01.952	1:00.465	17.615	22.517	20.333	108.1	93.5
5	15:47:03.404	1:01.452	17.792	22.849	20.811	109.1	92.9
6	15:48:04.584	1:01.180	17.695	22.632	20.853	107.5	93.7
7	15:49:06.996	1:02.412	17.787	23.863	20.762	107.4	93.2
8	15:50:09.024	1:02.028	18.065	22.915	21.048	104.4	90.0
9	15:51:10.497	1:01.473	18.082	22.886	20.505	104.5	90.2

Lap	Time of Day	Lap Tm	S1	S2	S3	SFSpd	S1Spd
(33) Simon BAKER							
1	15:43:05.256	1:07.881	20.294	24.678	22.909	70.6	83.2
2	15:44:11.525	1:06.269	19.475	23.814	22.980	93.2	78.7
3	15:45:17.445	1:05.920	19.157	23.799	22.964	91.8	80.1
4	15:46:26.368	1:08.923	19.413	26.167	23.343	92.2	81.4
5	15:47:34.095	1:07.727	19.400	24.602	23.725	91.7	80.7
6	15:48:42.890	1:08.795	19.742	25.062	23.991	90.6	77.0
7	15:49:49.544	1:06.654	19.111	24.387	23.156	93.6	
8	15:50:56.391	1:06.847	19.136	24.097	23.614	90.4	82.7

Lap	Time of Day	Lap Tm	S1	S2	S3	SFSpd	S1Spd
(29) Bailey KING							
1	15:4						



MSC/SMRC Race meeting - AC

Lapchart

DDMC Northern Saloons & Sports Car Championship

Knockhill AC 1.271 miles

Race 4 - 1st Race - 2nd Re-Start

18/04/2026 15:00

Race (7:00 and 1 Laps) started at 15:41:47



Competitors	Laps									
	0	1	2	3	4	5	6	7	8	9
Scott HUBEL (12)	1	12	12	12	12	54	54	54	54	54
Mike WILLIAMSON (49)	2	49	49	49	49	76	76	76	76	76
Andrew MORRISON (54)	3	54	54	54	54	12	12	12	12	12
David TODD (312)	4	312	18	76	76	49	49	49	18	18
Damien McKAY (18)	5	18	76	18	18	18	18	49	49	49
Chris SPARKS (27)	6	27	312	13	13	13	13	13	13	13
Colin SIMPSON (76)	7	76	13	312	312	312	312	312	312	312
Stephen KELL (87)	8	87	27	27	27	27	27	27	27	27
Alex PRENTICE (13)	9	13	87	87	87	87	87	87	87	87
Gary BOWERS (31)	10	31	31	31	31	31	31	31	31	31
Bailey KING (29)	11	29	33	33	33	33	33	33	33	33
Simon BAKER (33)	12	33	29	29	29	29	29	29	29	29
John ARMSTRONG (25)	13	25	25	25	25	25	25	25	25	25
-	14									
-	15									
-	16									
-	17									

Clerk of the Course

Sig : Time :
 Chief Timekeeper : Ian Sharp (SMART Timing)
 Results available at www.smart-timing.co.uk and www.speed



RACE WITH RESPECT



Orbits

KMSC/SMRC Race meeting - AC

Sorted on Laps

Scottish Legends Cars Championship

Knockhill AC 1.271 miles

Race 5 - Final 1 - Re-Start

18/04/2026 15:25

Race (12 Laps) started at 16:20:17

Pos	No.	Name	Make/Model	CC	Class	Laps	Total Tm	Diff	Best Tm	In Lap	2nd Best
1	97	Jamie BLAKE	Legend Coupe	890	SC	12	18:04.783		59.675	8	59.915
2	68	Nick BRIDGEMAN	Legend 34 Coupe	1250	SC	12	18:05.944	1.161	1:00.257	8	1:00.681
3	1	Ben MASON	Ford Coupe	847	SC	12	18:07.101	2.318	59.856	8	59.894
4	77	Michael WEDDELL	Legend Coupe	890	SC	12	18:09.334	4.551	59.291	7	1:00.823
5	555	Ewan ROBERTSON	Legend Coupe	900	SC	12	18:09.589	4.806	1:01.074	7	1:01.132
6	6	Gary ATKINSON	Ford Coupe	890	SC	12	18:10.194	5.411	1:00.083	7	1:01.024
7	24	Matthew PAPE	Legend 34 Coupe	950	SC	12	18:11.527	6.744	1:00.304	7	1:01.498
8	85	Mark BEATY	Legend 34 Coupe	890	SC	12	18:12.066	7.283	1:01.043	2	1:01.328
9	9	Colin ATKINSON	Ford Coupe	899	SC	12	18:12.721	7.938	1:01.506	2	1:01.883
10	13	Scott SMITH	Legends Sedan	1250	KC	12	18:13.471	8.688	1:00.894	2	1:00.950
11	14	Daniel CLARK	Legend Coupe	890	SC	12	18:13.698	8.915	59.963	3	1:00.424
12	305	Carlos PEREZ	Ford Coupe	890	SC	12	18:14.261	9.478	59.990	7	1:00.074
13	51	Murray SCOTT	Legend Coupe	950	SC	12	18:15.096	10.313	59.499	7	1:00.178
14	7	Christopher WALLACE	Ford Coupe	1250	KC	12	18:15.207	10.424	1:01.885	7	1:02.236
15	55	Stuart McANDREW	Legend Coupe	1250	SC	12	18:16.519	11.736	1:00.520	7	1:01.413
16	94	Angus SCRIVENER	Legend 34 Coupe	899	SCR	12	18:17.182	12.399	1:00.444	7	1:01.350
17	17	Ronald WILKINSON	Legend Coupe	1250	SC	12	18:17.346	12.563	1:02.551	7	1:02.720
18	48	Declan BURKE	Legend Coupe	1250	SC	12	18:18.787	14.004	1:01.383	7	1:01.880
19	27	Grant HUNTER	Legend Coupe	890	SC	12	18:19.178	14.395	1:01.314	7	1:01.568
20	733	Keith ATKINSON	Legend Coupe	1250	SC	12	18:21.563	16.780	1:01.708	7	1:03.995
21	12	Colin REID	Ford Coupe	890	KCR	12	18:22.897	18.114	1:00.654	7	1:02.561
22	95	Maxim POPELYUSHKO	Legend Coupe	847	SC	12	18:23.467	18.684	1:00.454	7	1:01.449
23	15	Elby CLARK	Legend Coupe	890	SC	12	18:23.735	18.952	1:00.875	7	1:03.910
24	236	Darryl LAWS	Legend Coupe	890	SC	12	18:24.688	19.905	1:01.693	7	1:04.048
25	43	Aiden McANDREW-DOWEN	Legend 37 Sedan	1250	LT	12	18:27.285	22.502	1:02.691	3	1:02.992
26	44	Harry IRVINE	Legend 37 Sedan	1250	KCR LT	12	18:28.373	23.590	1:03.038	7	1:03.196
27	66	Alastair CALDERWOOD	Legend Sedan	900	SC	12	18:30.071	25.288	1:05.160	7	1:07.122
28	5	Richard DUNBAR	Ford Coupe	1250	KCR	12	18:30.319	25.536	1:07.316	2	1:07.556

Not classified

DNF	22	Chris DEWEY	Legend Coupe	1250	SC	8	10:46.584	DNF	1:01.002	5	1:05.236
DNF	127	Phil ROWLANDS	Legend Coupe	890	SC	7	9:32.814	DNF	1:00.898	3	1:01.446
DNF	333	Bill READ	Legend Coupe	890	SC	2	2:15.789	DNF	1:05.657	2	1:06.651
DNF	86	Jon CRITCHLOW	Legend Coupe	1250	SC	1	1:11.303	DNF	1:06.834	1	
DNS	35	Neil SHENTON	Legend 34 Coupe	890	SC			DNS		0	
DNS	2	David ALLAN	34 Coupe	890	SC			DNS		0	

Announcements

Car No.22 - No working transponder - Please fix before next run
 Race distance increased to 11 Laps - 1 Lap completed behind the Safety Car
 Race distance increased to 12 Laps - 1 Lap completed behind the Safety Car

Margin of Victory	Avg. Speed	Best Lap Tm	Best Speed	Best Lap by
1.161	50.628	59.291	77.190	77 - Michael WEDDELL

Clerk of the Course

Sig : Time :
 Chief Timekeeper : Ian Sharp (SMART Timing)
 Results available at www.smart-timing.co.uk and www.specc



motor
sport
UK

RACE
WITH
RESPECT



Orbits

**KMSC/SMRC Race meeting - AC****Scottish Legends Cars Championship****Knockhill AC 1.271 miles****Race 5 - Final 1 - Re-Start****18/04/2026 15:25****Race (12 Laps) started at 16:20:17**

Lap	Time of Day	Lap Tm	S1	S2	S3	SFSpd	S1Spd	Lap	Time of Day	Lap Tm	S1	S2	S3	SFSpd	S1Spd
(97) Jamie BLAKE															
1	16:21:28.300	1:05.354	19.350	24.556	21.448	96.4	96.0	3	16:23:32.412	1:02.260	17.900	23.251	21.109	109.8	96.8
2	16:22:29.435	1:01.135	17.602	22.587	20.946	108.9	98.3	4	16:24:41.750	1:09.338	17.593	24.856	26.889	105.3	96.6
3	16:23:30.161	1:00.726	17.405	22.352	20.969	106.7	95.5	5	16:27:16.349	2:34.599	28.313	1:07.141	59.145	71.0	40.2
4	16:24:36.906	1:06.745	17.520	22.437	26.788	103.4	95.3	6	16:28:54.341	1:37.992	32.924	43.852	21.216	41.6	39.0
5	16:27:12.289	2:35.383	29.982	1:02.297	1:03.104	63.1	43.4	7	16:29:54.424	1:00.083	17.558	22.257	20.268	108.4	96.3
6	16:28:50.254	1:37.965	31.958	45.032	20.975	39.0	194.2	8	16:30:57.347	1:02.923	17.386	22.391	23.146	107.4	94.0
7	16:29:50.169	59.915	17.651	21.672	20.592	106.7	97.0	9	16:32:51.265	1:53.918	29.346	59.743	24.829	58.8	24.0
8	16:30:49.844	59.675	17.408	21.512	20.755	103.1	94.9	10	16:34:00.052	1:08.787	17.673	23.215	27.899	107.0	96.0
9	16:32:47.999	1:58.155	30.146	1:03.194	24.815	75.4	22.5	11	16:36:40.291	2:40.239	31.255	1:17.053	51.931	53.3	32.1
10	16:33:53.664	1:05.665	17.477	22.855	25.333	103.6	95.3	12	16:38:28.052	1:47.761	34.503	41.254	32.004	33.2	45.4
11	16:36:34.476	2:40.812	33.887	1:14.798	52.127	51.7	32.7	(24) Matthew PAPE							
12	16:38:22.641	1:48.165	34.318	43.407	30.440	35.4	193.4	1	16:21:29.543	1:06.127	19.476	26.017	20.634	97.0	99.1
(68) Nick BRIDGEMAN															
1	16:21:25.771	1:04.162	18.613	24.661	20.888	88.9	107.6	2	16:22:31.041	1:01.498	18.188	23.254	20.056	113.9	99.6
2	16:22:26.694	1:00.923	17.095	23.278	20.550	105.0	184.6	3	16:23:32.989	1:01.948	17.591	23.502	20.855	112.8	99.4
3	16:23:27.375	1:00.681	16.969	23.087	20.625	104.0	0.0	4	16:24:48.853	1:15.864	17.795	26.922	31.147	113.4	94.8
4	16:24:35.408	1:08.033	16.849	23.057	28.127	105.3		5	16:27:21.217	2:32.364	25.589	1:11.638	55.137	59.5	38.8
5	16:27:10.949	2:35.541	28.999	1:03.253	1:03.289	56.1	553.8	6	16:28:56.094	1:34.877	31.530	42.929	20.418	43.4	42.2
6	16:28:49.782	1:38.833	32.761	44.279	21.793	39.2	421.5	7	16:29:56.398	1:00.304	17.390	22.587	20.327	110.2	99.0
7	16:29:50.558	1:00.776	17.130	22.485	21.161	103.1	369.2	8	16:30:58.285	1:01.887	17.400	21.977	22.510	108.2	96.7
8	16:30:50.815	1:00.257	16.949	22.753	20.555	91.2		9	16:32:51.301	1:53.016	29.193	59.625	24.198	60.8	24.0
9	16:32:48.321	1:57.506	27.332	1:02.704	24.685	85.4	421.5	10	16:34:00.804	1:09.503	17.794	23.291	28.418	107.7	94.1
10	16:33:54.235	1:05.914	16.931	23.653	25.330	104.9		11	16:36:41.614	2:40.810	31.288	1:17.320	52.202	51.3	33.2
11	16:36:35.278	2:41.043	32.049	1:16.918	52.076	52.7	0.8	12	16:38:29.385	1:47.771	34.766	40.691	32.314	36.1	50.2
12	16:38:23.802	1:48.524	33.938	43.472	31.114	37.6	369.2	(85) Mark BEATY							
(1) Ben MASON															
1	16:21:29.355	1:04.677	18.683	24.848	21.146	95.6	96.6	1	16:21:29.220	1:05.407	18.898	24.885	21.624	94.5	96.7
2	16:22:30.331	1:00.976	17.473	23.559	19.944	111.3	184.6	2	16:22:30.263	1:01.043	18.036	22.725	20.282	107.0	96.3
3	16:23:32.519	1:02.188	18.020	23.367	20.801	111.1	94.4	3	16:23:32.485	1:02.222	17.979	23.302	20.941	108.9	94.3
4	16:24:42.976	1:10.457	17.365	25.185	27.907	106.7	388.5	4	16:24:48.359	1:15.874	18.195	26.629	31.050	106.4	95.2
5	16:27:17.206	2:34.230	26.542	1:09.377	58.311	72.7		5	16:27:20.575	2:32.216	25.318	1:10.800	56.098	67.6	40.8
6	16:28:54.562	1:37.356	31.006	45.233	21.117	41.1	532.0	6	16:28:55.488	1:34.913	31.234	43.099	20.580	45.1	45.5
7	16:29:54.456	59.894	16.774	22.224	20.896	108.6	421.5	7	16:29:56.816	1:01.328	17.340	23.602	20.386	110.7	96.4
8	16:30:54.312	59.856	17.255	21.372	21.229	105.0	94.9	8	16:30:59.509	1:02.693	17.528	22.338	22.827	108.1	95.6
9	16:32:50.262	1:55.950	26.575	1:01.262	24.805	80.2	532.0	9	16:32:51.477	1:51.968	28.887	59.131	23.950	64.2	24.2
10	16:33:55.547	1:05.285	16.827	22.992	25.466	106.5	169.2	10	16:34:01.663	1:10.186	17.819	23.513	28.854	107.9	95.5
11	16:36:36.005	2:40.458	31.567	1:17.034	51.857	60.3	388.5	11	16:36:42.577	2:40.914	31.140	1:17.889	51.885	53.8	34.1
12	16:38:24.959	1:48.954	33.651	43.719	31.584	36.0		12	16:38:29.924	1:47.347	34.337	40.717	32.293	37.3	50.2
(77) Michael WEDDELL															
1	16:21:29.227	1:04.982	18.595	24.951	21.436	97.4	94.9	(9) Colin ATKINSON							
2	16:22:30.752	1:01.525	17.946	23.513	20.066	110.6	97.8	1	16:21:28.049	1:05.467	19.208	24.971	21.288	91.9	97.0
3	16:23:32.684	1:01.932	17.767	23.428	20.737	109.7	98.0	2	16:22:29.555	1:01.506	17.779	22.434	21.293	105.8	95.7
4	16:24:47.639	1:14.955	18.080	26.097	30.778	109.1	97.3	3	16:23:32.317	1:02.762	17.537	23.434	21.791	108.2	98.3
5	16:27:19.940	2:32.301	25.447	1:09.908	56.946	71.2	40.0	4	16:24:43.978	1:11.661	18.275	25.010	28.376	107.5	94.7
6	16:28:55.278	1:35.338	31.376	43.154	20.808	45.2	43.3	5	16:27:18.047	2:34.069	28.023	1:08.740	57.306	70.8	40.7
7	16:29:54.569	59.291	17.323	21.779	20.189	110.9	97.1	6	16:28:55.194	1:37.147	32.383	43.606	21.158	41.3	41.4
8	16:30:55.392	1:00.823	17.323	21.423	22.077	104.2	97.4	7	16:29:57.077	1:01.883	17.572	23.875	20.436	108.9	95.2
9	16:32:50.424	1:55.032	29.054	1:01.527	24.451	64.0	19.0	8	16:31:01.078	1:04.001	17.906	22.011	24.084	111.1	95.7
10	16:33:57.968	1:07.544	17.558	22.365	27.621	108.1	97.5	9	16:32:52.110	1:51.032	28.291	58.600	24.141	63.3	22.0
11	16:36:37.964	2:39.996	31.236	1:16.739	52.021	60.6	34.2	10	16:34:02.511	1:10.401	17.628	23.428	29.345	109.7	97.5
12	16:38:27.192	1:49.228	34.705	41.667	32.856	40.5	40.9	11	16:36:43.785	2:41.274	31.227	1:18.321	51.726	50.9	32.6
(555) Ewan ROBERTSON															
1	16:21:26.306	1:04.482	19.681	23.830	20.971	90.3	94.9	12	16:38:30.579	1:46.794	34.197	40.470	32.127	35.9	51.5
2	16:22:28.545	1:02.239	18.061	23.199	20.979	106.7	94.4	(13) Scott SMITH							
3	16:23:30.518	1:01.973	17.964	23.147	20.862	106.5	94.7	1	16:21:24.257	1:03.119	19.416	22.982	20.721	82.8	93.7
4	16:24:37.537	1:07.019	18.060	22.898	26.061	106.0	91.9	2	16:22:25.151	1:00.894	17.876	22.086	20.932	102.9	95.3
5	16:27:13.134	2:35.597	29.913	1:03.840	1:01.844	60.6	41.5	3	16:23:26.101	1:00.950	17.964	22.127	20.859	101.2	95.6
6	16:28:51.370	1:38.236	33.521	43.336	21.379	37.3	41.5	4	16:24:34.792	1:08.691	17.636	23.003	28.052	105.5	96.1
7	16:29:52.444	1:01.074	17.856	22.425	20.793	104.4	93.9	5	16:27:10.247	2:35.455	30.672	1:01.170	1:03.613	56.4	41.7
8	16:30:53.576	1:01.132	17.833	22.340	20.959	104.2	92.8	6	16:28:49.668	1:39.421	34.434	43.043	21.944	40.4	39.9
9	16:32:50.149	1:56.573	29.841	1:01.511	25.221	89.6	20.9	7	16:29:50.797	1:01.129	18.299	22.130	20.700	103.4	92.9
10	16:33:58.565	1:08.416	18.337	23.257	26.822	104.5	94.8	8	16:30:51.969	1:01.172	17.897	22.055	21.220	89.8	95.2
11	16:36:39.048	2:40.483	31.680	1:16.700	52.103	58.1	32.6	9	16:32:50.291	1:58.322	29.938	1:02.355	26.029	82.5	22.0
12	16:38:27.447	1:48.399	34.157	41.747	32.495	40.2	39.4	10	16:34:03.781	1:13.490	18.644	25.006	29.840	102.5	94.5
(6) Gary ATKINSON															
1	16:21:29.128	1:06.368	19.209	25.136	22.023	93.2		11	16:36:44.747	2:40.966	30.526	1:19.252	51.188	55.0	35.1
2	16:22:30.152	1:01.024	17.865	22.640	20.519	109.5	96.0	12	16:38:31.329	1:46.582	34.709	39.767	32.106	36.4	51.6
(14) Daniel CLARK															
1	16:21:31.450	1:07.69													

KMSC/SMRC Race meeting - AC

Scottish Legends Cars Championship

Knockhill AC 1.271 miles

Race 5 - Final 1 - Re-Start

18/04/2026 15:25

Race (12 Laps) started at 16:20:17

Lap	Time of Day	Lap Tm	S1	S2	S3	SFSpd	S1Spd
7	16:29:57.172	1:00.424	16.715	23.382	20.327	108.6	107.6
8	16:31:02.064	1:04.892	17.317	22.722	24.853	112.0	776.9
9	16:32:52.192	1:50.128	24.977	58.473	23.662	59.1	586.8
10	16:34:06.066	1:13.874	17.003	26.279	30.592	110.4	'107.6
11	16:36:45.608	2:39.542	27.999	1:20.741	50.802	56.1	'107.6
12	16:38:31.556	1:45.948	33.736	40.477	31.735	35.0	

(305) Carlos PEREZ

1	16:21:32.172	1:08.631	19.365	27.333	21.933	95.3	93.5
2	16:22:33.904	1:02.236	17.659	23.203	21.374	108.6	98.4
3	16:23:33.978	1:00.074	17.560	22.167	20.347	107.2	97.3
4	16:24:51.105	1:17.127	17.653	28.272	31.202	112.0	98.0
5	16:27:23.563	2:32.458	25.449	1:15.781	51.228	59.8	40.2
6	16:28:59.050	1:35.487	31.946	42.674	20.867	45.1	45.0
7	16:29:59.040	59.990	17.239	22.327	20.424	106.9	97.7
8	16:31:03.082	1:04.042	17.305	21.769	24.968	108.4	95.3
9	16:32:54.898	1:51.816	28.981	57.928	24.907	58.3	20.8
10	16:34:07.086	1:12.188	17.972	24.683	29.533	98.8	95.7
11	16:36:46.242	2:39.156	29.811	1:19.529	49.816	54.7	30.5
12	16:38:32.119	1:45.877	35.157	39.416	31.304	36.4	54.8

Lap	Time of Day	Lap Tm	S1	S2	S3	SFSpd	S1Spd
11	16:36:52.256	2:40.186	29.258	1:22.619	48.309	43.0	27.4
12	16:38:35.040	1:42.784	34.390	39.098	29.296	40.2	43.4

(17) Ronald WILKINSON

1	16:21:25.587	1:04.598	19.860	23.856	20.882	80.2	83.9
2	16:22:28.466	1:02.879	18.172	23.643	21.064	105.5	
3	16:23:31.186	1:02.720	18.404	23.425	20.891	105.5	92.1
4	16:24:39.543	1:08.357	18.055	24.568	25.734	106.5	93.9
5	16:27:14.414	2:34.871	29.465	1:05.739	59.667	67.0	40.0
6	16:28:54.057	1:39.643	33.766	44.431	21.446	39.0	39.3
7	16:29:56.608	1:02.551	18.044	23.502	21.005	103.4	89.2
8	16:31:05.882	1:09.274	19.075	23.859	26.340	106.0	92.6
9	16:32:56.280	1:50.398	29.731	56.302	24.365	63.1	17.6
10	16:34:10.641	1:14.361	18.255	26.243	29.863	97.7	90.4
11	16:36:50.787	2:40.146	29.631	1:21.892	48.623	49.3	31.5
12	16:38:35.204	1:44.417	34.951	39.238	30.228	42.1	46.0

(48) Declan BURKE

1	16:21:30.842	1:08.253	19.601	27.215	21.437	89.1	95.5
2	16:22:34.758	1:03.916	18.099	24.605	21.212	109.1	95.5
3	16:23:36.638	1:01.880	18.187	22.808	20.885	107.0	93.2
4	16:24:56.953	1:20.315	17.841	29.475	32.999	104.4	94.8
5	16:27:29.472	2:32.519	23.608	1:18.861	50.050	51.7	54.4
6	16:29:04.600	1:35.128	30.694	42.502	21.932	34.3	45.0
7	16:30:05.983	1:01.383	17.813	22.575	20.995	102.6	92.8
8	16:31:12.626	1:06.643	18.243	22.765	25.635	102.9	91.8
9	16:32:59.234	1:46.608	28.297	54.494	23.817	68.3	19.6
10	16:34:12.715	1:13.481	17.993	25.451	30.037	99.9	92.7
11	16:36:53.250	2:40.535	30.049	1:22.839	47.647	41.7	26.7
12	16:38:36.645	1:43.395	34.264	39.786	29.345	37.7	40.1

(27) Grant HUNTER

1	16:21:34.412	1:05.512	20.339	23.996	21.177	41.3	94.5
2	16:22:35.980	1:01.568	17.715	22.882	20.971	104.7	95.9
3	16:23:38.092	1:02.112	17.800	23.425	20.887	110.7	96.4
4	16:24:57.337	1:19.245	17.704	29.029	32.512	106.4	95.6
5	16:27:29.990	2:32.653	23.811	1:19.118	49.724	51.3	55.4
6	16:29:04.678	1:34.688	30.659	42.472	21.557	34.0	47.9
7	16:30:05.992	1:01.314	17.874	22.593	20.847	104.7	93.6
8	16:31:13.515	1:07.523	18.612	22.653	26.258	103.1	94.1
9	16:32:59.416	1:45.901	28.848	53.795	23.258	68.7	17.0
10	16:34:13.224	1:13.808	18.053	25.709	30.046	96.7	96.0
11	16:36:54.160	2:40.936	30.274	1:23.711	46.951	41.2	24.4
12	16:38:37.036	1:42.876	34.181	39.804	28.891	37.5	41.1

(733) Keith ATKINSON

1	16:21:25.546	1:04.260	19.503	23.500	21.257	84.0	92.7
2	16:22:29.541	1:03.995	17.597	24.846	21.552	102.9	388.5
3	16:23:33.796	1:04.255	18.585	24.385	21.285	102.0	94.4
4	16:24:52.334	1:18.538	18.425	28.672	31.441	105.8	95.5
5	16:27:24.539	2:32.205	24.864	1:16.515	50.826	56.8	41.9
6	16:29:00.431	1:35.892	30.435	43.746	21.711	44.9	169.2
7	16:30:02.139	1:01.708	18.525	22.356	20.827	102.5	95.1
8	16:31:09.843	1:07.704	17.420	23.791	26.493	105.7	421.5
9	16:32:59.156	1:49.313	26.726	54.437	24.498	57.2	050.3
10	16:34:14.535	1:15.379	18.008	27.566	29.805	94.1	184.6
11	16:36:55.388	2:40.853	26.892	1:24.427	46.566	43.5	100.7
12	16:38:39.421	1:44.033	32.291	42.027	29.715	41.1	710.8

(12) Colin REID

1	16:21:32.271	1:06.862	19.063	25.662	22.137	97.1	97.3
2	16:22:34.832	1:02.561	17.998	23.661	20.902	108.2	96.0
3	16:23:39.798	1:04.966	18.716	24.022	22.228	107.0	90.8
4	16:24:58.087	1:18.289	18.239	29.175	30.875	105.8	95.7
5	16:27:30.838	2:32.751	24.316	1:19.677	48.758	49.7	59.9
6	16:29:05.643	1:34.805	30.689	43.211	20.905	34.6	49.7
7	16:30:06.297	1:00.654	17.531	22.424	20.699	106.2	96.7
8	16:31:16.095	1:09.798	18.293	23.549	27.956	108.6	94.7
9	16:33:01.301	1:45.200	30.567	51.768	22.871	64.9	15.5
10	16:34:15.631	1:14.336	17.820	27.671	28.839	105.7	97.0
11	16:36:57.738	2:42.107	31.759	1:24.393	45.955	37.9	17.9
12	16:38:40.755	1:43.017	33.143	40.894	28.980	38.9	39.5

(95) Maxim POPELYUSHKO

(51) Murray SCOTT

1	16:21:32.172	1:08.936	19.492	27.136	22.308	93.2	96.6
2	16:22:35.106	1:02.934	17.679	23.872	21.383	109.3	96.8
3	16:23:35.284	1:00.178	17.794	22.153	20.231	109.8	95.7
4	16:24:53.016	1:17.732	17.442	28.632	31.658	108.9	97.0
5	16:27:25.580	2:32.564	24.929	1:16.747	50.888	56.6	43.5
6	16:29:00.562	1:34.982	31.663	41.765	21.554	44.1	44.3
7	16:30:00.061	59.499	17.549	21.763	20.187	105.7	94.9
8	16:31:05.102	1:05.041	17.086	22.483	25.472	107.2	96.1
9	16:32:55.107	1:50.005	28.839	57.269	23.897	63.5	21.1
10	16:34:07.860	1:12.753	17.901	24.840	30.012	100.3	97.0
11	16:36:47.332	2:39.472	29.684	1:19.847	49.941	51.9	30.9
12	16:38:32.954	1:45.622	34.692	39.705	31.225	36.7	56.4

(7) Christopher WALLACE

1	16:21:25.438	1:04.541	18.543	24.575	21.423	81.0	0.0
2	16:22:27.958	1:02.520	17.396	23.906	21.218	102.0	369.2
3	16:23:30.194	1:02.236	17.504	23.335	21.397	99.9	'107.6
4	16:24:38.940	1:08.746	17.576	25.367	25.803	98.8	'107.6
5	16:27:13.712	2:34.772	27.505	1:06.630	1:00.637	67.8	553.8
6	16:28:52.845	1:39.133	31.841	45.335	21.957	40.0	369.2
7	16:29:54.730	1:01.885	17.463	22.977	21.445	100.0	'107.6
8	16:31:02.617	1:07.887	17.696	24.014	26.177	99.6	'107.6
9	16:32:54.635	1:52.018	24.842	58.397	25.591	58.2	184.6
10	16:34:08.374	1:13.739	17.747	26.545	29.447	97.8	553.8
11	16:36:47.987	2:39.613	27.821	1:22.909	48.883	48.7	'107.6
12	16:38:33.065	1:45.078	33.773	40.669	30.636	37.3	421.5

(55) Stuart McANDREW

1	16:21:30.543	1:08.188	19.503	27.280	21.405	90.4	93.9
2	16:22:33.765	1:03.222	17.798	23.716	21.708	109.1	97.5
3	16:23:35.178	1:01.413	18.495	22.614	20.304	101.7	96.1
4	16:24:54.308	1:19.130	17.742	29.143	32.245	108.8	98.3
5	16:27:26.323	2:32.015	24.256	1:17.574	50.185	61.6	52.8
6	16:29:00.807	1:34.484	31.739	41.746	20.999	48.4	41.6
7	16:30:01.327	1:00.520	17.501	22.414	20.605	105.0	97.4
8	16:31:07.224	1:05.897	17.241	22.111	26.545	106.7	95.2
9	16:32:56.487	1:49.263	29.				

KMSC/SMRC Race meeting - AC

Scottish Legends Cars Championship

Knockhill AC 1.271 miles

Race 5 - Final 1 - Re-Start

18/04/2026 15:25

Race (12 Laps) started at 16:20:17

Lap	Time of Day	Lap Tm	S1	S2	S3	SFSpd	S1Spd
1	16:21:35.593	1:05.304	19.392	25.152	20.760	43.2	369.2
2	16:22:37.042	1:01.449	17.761	23.259	20.429	107.7	107.6
3	16:23:40.265	1:03.223	16.872	23.882	22.469	110.0	'107.6
4	16:24:58.720	1:18.455	17.473	30.310	30.672	106.7	'107.6
5	16:27:31.625	2:32.905	23.208	1:21.327	48.370	49.7	369.2
6	16:29:06.179	1:34.554	29.296	44.242	21.016	34.0	553.8
7	16:30:06.633	1:00.454	16.710	23.202	20.542	106.4	'107.6
8	16:31:15.177	1:08.544	17.408	23.864	27.272	105.5	553.8
9	16:33:00.020	1:44.843	25.406	52.989	22.810	64.8	184.6
10	16:34:15.068	1:15.048	17.666	27.758	29.624	99.9	'107.6
11	16:36:56.336	2:41.268	27.659	1:24.162	46.250	38.5	776.9
12	16:38:41.325	1:44.989	32.158	42.543	30.288	35.7	421.5

Lap	Time of Day	Lap Tm	S1	S2	S3	SFSpd	S1Spd
5	16:27:36.709	2:26.871	24.685	1:18.512	43.674	70.4	78.4
6	16:29:14.903	1:38.194	30.642	44.688	22.864	40.3	54.7
7	16:30:20.063	1:05.160	18.600	24.526	22.034	103.2	92.3
8	16:31:31.498	1:11.435	18.925	27.420	25.090	99.1	90.8
9	16:33:08.538	1:37.040	25.388	47.560	24.092	91.4	21.9
10	16:34:23.636	1:15.098	18.805	30.080	26.213	100.5	92.1
11	16:37:05.432	2:41.796	33.749	1:21.991	46.056	55.9	11.8
12	16:38:47.929	1:42.497	31.231	41.322	29.944	38.6	45.9

(15) Elby CLARK

1	16:21:31.922	1:10.294	19.388	27.840	23.066	87.8	107.6
2	16:22:35.832	1:03.910	17.504	25.087	21.319	110.4	'107.6
3	16:23:40.624	1:04.792	17.694	24.668	22.430	108.6	553.8
4	16:25:00.261	1:19.637	17.868	31.376	30.393	109.5	'107.6
5	16:27:32.275	2:32.014	22.749	1:21.586	47.679	61.1	369.2
6	16:29:06.815	1:34.540	29.227	44.180	21.133	35.0	107.6
7	16:30:07.690	1:00.375	17.130	23.187	20.558	108.8	0.8
8	16:31:17.328	1:09.638	17.557	23.134	28.947	108.1	'107.6
9	16:33:02.458	1:45.130	26.378	51.389	22.972	67.1	184.6
10	16:34:18.065	1:15.607	17.393	29.302	28.912	106.9	369.2
11	16:36:59.106	2:41.041	27.066	1:23.979	45.893	47.5	'107.6
12	16:38:41.593	1:42.487	30.617	43.180	28.690	43.3	'107.6

(5) Richard DUNBAR

1	16:21:34.486	1:09.363	19.990	27.034	22.339	89.4	'107.6
2	16:22:41.802	1:07.316	19.166	25.754	22.396	99.0	553.8
3	16:23:49.358	1:07.556	18.127	25.594	23.835	100.6	'107.6
4	16:25:08.949	1:19.591	18.062	31.105	30.424	100.2	369.2
5	16:27:36.011	2:27.062	20.964	1:21.537	44.561	72.5	'107.6
6	16:29:14.620	1:38.609	29.152	46.357	23.100	41.0	'107.6
7	16:30:40.295	1:25.675	18.700	33.095	33.880	95.3	'107.6
8	16:32:00.206	1:19.911	18.888	29.468	31.555	93.6	0.0
9	16:33:13.524	1:13.318	20.360	29.596	23.362	55.2	553.8
10	16:34:26.236	1:12.712	18.170	27.918	26.624	99.7	'107.6
11	16:37:06.519	2:40.283	27.186	1:21.688	45.924	67.0	776.9
12	16:38:48.177	1:41.658	29.965	42.368	29.325	35.2	'107.6

(236) Darryl LAWS

1	16:21:32.767	1:07.552	19.216	26.290	22.046	93.2	95.7
2	16:22:36.815	1:04.048	18.751	24.131	21.166	108.1	95.3
3	16:23:40.895	1:04.080	18.804	23.277	21.999	107.4	95.1
4	16:25:02.036	1:21.141	18.397	32.517	30.227	108.6	90.2
5	16:27:34.173	2:32.137	24.159	1:22.944	45.034	65.0	70.0
6	16:29:09.151	1:34.978	30.505	43.174	21.299	35.0	51.2
7	16:30:10.844	1:01.693	18.113	22.462	21.118	108.1	94.1
8	16:31:19.417	1:08.573	18.540	23.821	26.212	104.9	92.6
9	16:33:04.399	1:44.982	31.351	50.420	23.211	61.0	16.8
10	16:34:18.993	1:14.594	18.000	28.764	27.830	104.4	95.2
11	16:37:00.650	2:41.657	31.899	1:24.642	45.116	46.3	15.3
12	16:38:42.546	1:41.896	31.634	41.709	28.553	45.6	40.9

(22) Chris DEWEY

1	16:21:28.257	1:06.182					
2	16:22:29.825	1:01.568	18.617				
3	16:23:32.621	1:02.796		1:24.000	21.747		
4	16:24:51.104	1:18.483					
5	16:27:23.012	2:31.908					
6	16:28:58.204	1:35.192					
7	16:29:59.206	1:01.002					
8	16:31:04.442	1:05.236			25.879		

(43) Aiden McANDREW-DOWEN

1	16:21:35.365	1:09.268	20.628	27.028	21.612	97.0	92.3
2	16:22:38.418	1:03.053	19.004	22.794	21.255	108.6	95.3
3	16:23:41.109	1:02.691	18.381	22.529	21.781	104.9	95.3
4	16:25:00.952	1:19.843	18.369	31.388	30.086	108.8	96.6
5	16:27:33.443	2:32.491	24.201	1:21.235	47.055	61.6	64.5
6	16:29:08.965	1:35.522	30.492	43.002	22.028	34.7	50.1
7	16:30:11.957	1:02.992	18.446	23.076	21.470	104.0	92.8
8	16:31:21.824	1:09.867	18.169	25.297	26.401	105.3	95.6
9	16:33:05.944	1:44.120	31.097	49.239	23.784	62.8	14.9
10	16:34:20.299	1:14.355	18.672	28.526	27.157	105.2	94.7
11	16:37:02.728	2:42.429	32.655	1:24.005	45.769	56.9	14.4
12	16:38:45.143	1:42.415	31.739	41.484	29.192	39.3	41.8

(127) Phil ROWLANDS

1	16:21:23.601	1:02.588	18.559	22.873	21.156	85.3	94.7
2	16:22:25.047	1:01.446	17.774	22.565	21.107	101.8	95.3
3	16:23:25.945	1:00.898	17.665	22.151	21.082	102.5	95.1
4	16:24:33.844	1:07.899	17.597	22.943	27.359	102.9	95.1
5	16:27:09.300	2:35.456	30.353	1:01.325	1:03.778	56.2	42.4
6	16:28:49.207	1:39.907	32.763	44.792	22.352	42.1	93.4
7	16:29:50.672	1:01.465	17.577	22.261	21.627	102.6	94.9

(44) Harry IRVINE

1	16:21:36.871	1:11.293	20.867	27.989	22.437	91.4	90.7
2	16:22:42.465	1:05.594	18.666	25.051	21.877	103.2	91.7
3	16:23:45.661	1:03.196	18.314	23.227	21.655	104.0	90.7
4	16:25:07.603	1:21.942	19.316	32.772	29.854	99.6	74.9
5	16:27:35.276	2:27.673	22.118	1:20.557	44.998	71.2	67.1
6	16:29:10.526	1:35.250	30.245	43.497	21.508	39.5	54.0
7	16:30:13.564	1:03.038	18.078	23.523	21.437	101.7	90.9
8	16:31:25.642	1:12.078	18.363	25.438	28.277	98.4	89.7
9	16:33:06.756	1:41.114	28.825	48.712	23.577	64.5	16.8
10	16:34:22.998	1:16.242	18.813	30.821	26.608	102.8	90.6
11	16:37:04.453	2:41.455	32.425	1:22.908	46.122	63.3	12.7
12	16:38:46.231	1:41.778	30.892	41.399	29.487	37.2	40.8

(333) Bill READ

1	16:21:27.990	1:06.651	19.945	25.127	21.579	83.8	93.9
2	16:22:33.647	1:05.657	18.967	24.913	21.777	104.7	94.0

(66) Alastair CALDERWOOD

1	16:21:35.262	1:09.446	20.212	26.963	22.271	95.5	88.1
2	16:22:42.384	1:07.122	19.350	25.670	22.102	103.7	88.0
3	16:23:49.516	1:07.132	19.139	24.859	23.134	101.2	91.1
4	16:25:09.838	1:20.322	19.581	31.275	29.466	100.8	72.7

(86) Jon CRITCHLOW

1	16:21:29.161	1:06.834	19.894	25.038	21.902	89.2	95.7
---	--------------	-----------------	--------	---------------	---------------	------	------

Clerk of the Course

Sig : Time :
Chief Timekeeper : Ian Sharp (SMART Timing)

Results available at www.smart-timing.co.uk and www.speed

Printed: 18/04/2026 16:42:54



motor
sport
UK

RACE
WITH
RESPECT



Orbits



KMSC/SMRC Race meeting - AC

Lapchart

Scottish Legends Cars Championship

Knockhill AC 1.271 miles

Race 5 - Final 1 - Re-Start

18/04/2026 15:25

Race (12 Laps) started at 16:20:17



Competitors	Laps												
	0	1	2	3	4	5	6	7	8	9	10	11	12
Christopher WALLACE (7)	1	7	127	127	127	127	127	127	97	97	97	97	97
Ronald WILKINSON (17)	2	17	13	13	13	13	13	13	68	68	68	68	68
Phil ROWLANDS (127)	3	127	7	68	68	68	68	68	127	13	555	1	1
Scott SMITH (13)	4	13	733	7	97	97	97	97	13	555	1	77	77
Keith ATKINSON (733)	5	733	17	17	7	555	555	555	555	1	13	555	555
Bill READ (333)	6	333	68	555	555	7	7	7	6	77	77	6	6
Nick BRIDGEMAN (68)	7	68	555	97	17	17	17	17	1	6	6	24	24
Elby CLARK (15)	8	15	333	733	9	6	6	6	77	24	24	85	85
Ewan ROBERTSON (555)	9	555	9	9	6	1	1	1	7	85	85	9	9
Jon CRITCHLOW (86)	10	86	97	6	85	9	9	9	24	9	9	13	13
Stuart McANDREW (55)	11	55	6	85	1	77	77	77	17	14	14	14	14
Colin ATKINSON (9)	12	9	86	1	77	85	85	85	85	7	7	305	305
Declan BURKE (48)	13	48	85	77	24	24	24	24	9	305	305	51	51
Gary ATKINSON (6)	14	6	77	24	14	14	14	14	14	51	51	7	7
Jamie BLAKE (97)	15	97	1	333	733	305	305	305	305	17	17	55	55
Carlos PEREZ (305)	16	305	24	14	305	733	733	733	51	55	55	17	17
Murray SCOTT (51)	17	51	55	55	55	51	51	51	55	94	94	94	17
Matthew PAPE (24)	18	24	48	305	51	55	55	55	733	733	733	48	48
Daniel CLARK (14)	19	14	14	48	94	94	94	94	94	48	48	27	27
Mark BEATY (85)	20	85	305	12	48	48	48	48	48	27	27	733	733
Michael WEDDELL (77)	21	77	15	51	27	27	27	27	27	95	95	95	12
Ben MASON (1)	22	1	51	94	12	12	12	12	12	12	12	12	95
Richard DUNBAR (5)	23	5	12	15	95	95	95	95	95	15	15	15	15
Darryl LAWS (236)	24	236	236	27	15	15	15	15	15	236	236	236	236
Colin REID (12)	25	12	94	236	236	43	43	43	236	43	43	43	43
Harry IRVINE (44)	26	44	27	95	43	236	236	236	43	44	44	44	44
Alastair CALDERWOOD (66)	27	66	5	43	44	44	44	44	44	66	66	66	66
Aiden McANDREW-DOWEN (43)	28	43	66	5	5	5	5	5	66	5	5	5	5
Angus SCRIVENER (94)	29	94	43	66	66	66	66	66	5				
Grant HUNTER (27)	30	27	95	44	22	22	22	22					
Maxim POPELYUSHKO (95)	31	95	44	22									
Chris DEWEY (22)	32	22	22										
-	33												
-	34												

Clerk of the Course

Sig : Time :
 Chief Timekeeper : Ian Sharp (SMART Timing)
 Results available at www.smart-timing.co.uk and www.speed



Orbits

KMSC/SMRC Race meeting - AC
Sorted on best lap time

Super Lap Scotland

Knockhill AC 1.271 miles

Final 1

18/04/2026 15:45

Practice (15:00 Time) started at 16:47:00

Pos	No.	Name	Make/Model	CC	Class	Laps	Best Tm	Diff	Best Speed	2nd Best
1	92	Michael OSBORNE Snr	Mitsubishi Evo5	1998	P	6	56.594		80.869	56.785
2	155	Adam KINDNESS	Mini R53 Cooper S	1600S	D	13	57.381	0.787	79.760	57.677
3	64	David WALLACE	Honda S2000	2000	E	14	59.638	3.044	76.741	59.659
4	7	Steven ARKLEY	Westfield Megabusa	1440	B RC	11	59.834	3.240	76.490	1:00.882
5	1	David CAPSTICK	Renault Megane R26	2000	F RC	9	1:02.206	5.612	73.573	1:03.077
6	392	Philip TAYLOR	Renault Clio	2000	F	10	1:03.407	6.813	72.179	1:03.581

Clerk of the Course

 Sig : Time :
 Chief Timekeeper : Ian Sharp (SMART Timing)

 Results available at www.smart-timing.co.uk and www.speed

Printed: 18/04/2026 17:06:35


 motor
sport
UK

**RACE
WITH
RESPECT**


Orbits

KMSC/SMRC Race meeting - AC

Super Lap Scotland

Knockhill AC 1.271 miles

Final 1

18/04/2026 15:45

Practice (15:00 Time) started at 16:47:00

Lap	Time of Day	Lap Tm	S1	S2	S3	SFSpd	S1Spd	Lap	Time of Day	Lap Tm	S1	S2	S3	SFSpd	S1Spd
10	16:58:58.324	1:03.407	18.594	23.605	21.208	103.9	88.9								

(92) Michael OSBORNE Snr

1	16:48:51.041	1:31.639	31.070	30.849	29.720	21.6	68.0
2	16:50:09.197	1:18.156	26.258	31.583	20.315	63.2	59.2
3	16:51:05.982	56.785	16.424	21.436	18.925	118.8	107.7
4	16:53:51.546	2:45.564	22.247	29.709	1:53.608	120.9	56.3
5	16:55:06.063	1:14.517	24.938	29.246	20.333	39.3	76.1
6	16:56:02.657	56.594	16.423	21.095	19.076	119.6	107.9

(155) Adam KINDNESS

1	16:48:29.395	1:14.231	22.852	26.550	24.829	25.7	92.8
2	16:49:33.413	1:04.018	17.778	21.625	24.615	110.6	94.5
3	16:50:31.627	58.214	17.108	21.316	19.790	110.0	96.0
4	16:52:02.277	1:30.650	26.494	41.363	22.793	114.3	43.9
5	16:53:00.161	57.884	16.855	21.388	19.641	112.0	96.1
6	16:54:31.437	1:31.276	25.676	44.233	21.367	113.7	
7	16:55:29.114	57.677	16.910	21.273	19.494	112.4	96.3
8	16:56:49.034	1:19.920	21.507	35.294	23.119	113.5	
9	16:57:46.415	57.381	16.831	21.162	19.388	111.8	95.9
10	16:59:16.497	1:30.082	26.221	35.140	28.721	113.5	48.8
11	17:00:33.503	1:17.006	26.878	28.874	21.254	54.7	66.7
12	17:01:39.726	1:06.223	16.848	21.596	27.779	112.6	95.6
13	17:03:06.180	1:26.454	29.348			46.7	51.2

(64) David WALLACE

1	16:48:27.191	1:19.192	25.784	26.814	26.594	26.5	
2	16:49:35.530	1:08.339	21.417	24.773	22.149	88.1	
3	16:50:36.679	1:01.149	17.831	22.637	20.681	106.7	
4	16:51:37.527	1:00.848	17.573	22.434	20.841	107.4	
5	16:52:37.873	1:00.346	17.685	22.153	20.508	107.4	
6	16:53:37.767	59.894	17.426	21.976	20.492	107.5	
7	16:54:37.405	59.638	17.343	21.964	20.331	108.4	
8	16:55:37.064	59.659	17.500	21.858	20.301	109.3	
9	16:56:53.142	1:16.078	17.878	27.530	30.670	109.7	
10	16:58:09.560	1:16.418	24.703	30.019	21.696	67.8	
11	16:59:09.652	1:00.092	17.422	22.265	20.405	108.9	
12	17:00:09.392	59.740	17.546	21.789	20.405	108.2	
13	17:01:31.348	1:21.956	22.740	30.288	28.928	103.9	
14	17:02:57.016	1:25.668	25.134	31.234	29.300	66.8	

(7) Steven ARKLEY

1	16:48:23.253	1:17.643	26.390	27.687	23.566	27.0	80.1
2	16:49:30.051	1:06.798	19.431	25.380	21.987	99.6	92.9
3	16:50:31.056	1:01.005	17.595	22.822	20.588	110.9	104.0
4	16:51:39.220	1:08.164	19.038	24.919	24.207	115.7	90.1
5	16:52:40.571	1:01.351	17.734	23.491	20.126	114.1	101.4
6	16:53:51.883	1:11.312	20.061	29.127	22.124	114.9	68.1
7	16:54:52.765	1:00.882	17.333	23.214	20.335	109.8	101.4
8	16:56:25.938	1:33.173	24.873	35.387	32.913	105.3	47.0
9	16:58:04.554	1:38.616	26.166	38.816	38.634	58.1	58.6
10	16:59:25.506	1:20.952	29.934	29.047	21.971	55.9	67.1
11	17:00:25.340	59.834	16.869	22.834	20.131	114.3	103.1

(1) David CAPSTICK

1	16:48:43.052	1:32.906	27.705	32.722	32.479	27.9	58.7
2	16:49:58.440	1:15.388	23.293	29.246	22.849	65.2	69.5
3	16:51:02.980	1:04.540	19.159	23.795	21.586	103.6	88.0
4	16:52:06.284	1:03.304	18.599	23.147	21.558	105.8	88.6
5	16:53:08.490	1:02.206	18.150	22.798	21.258	106.4	89.4
6	16:54:48.619	1:40.129	24.505	39.415	36.209	106.0	44.2
7	16:56:21.634	1:33.015	32.249	37.474	23.292	49.1	34.8
8	16:57:24.711	1:03.077	18.256	23.230	21.591	105.2	89.0
9	16:58:28.034	1:03.323	18.249	23.178	21.896	104.4	89.0

(392) Philip TAYLOR

1	16:48:32.172	1:20.072	26.715	28.237	25.120	30.4	68.3
2	16:49:38.688	1:06.516	19.447	24.997	22.072	99.7	89.0
3	16:50:43.821	1:05.133	19.082	24.507	21.544	102.3	87.0
4	16:51:48.845	1:05.024	18.063	25.315	21.646	102.1	776.9
5	16:52:53.899	1:05.054	18.681	24.645	21.728	102.8	88.5
6	16:53:58.998	1:05.099	18.946	24.387	21.766	103.2	89.1
7	16:55:24.365	1:25.367	23.726	32.529	29.112	102.1	64.3
8	16:56:51.336	1:26.971	26.062	36.486	24.423	76.2	64.0
9	16:57:54.917	1:03.581	18.592	23.589	21.400	103.4	89.0

Clerk of the Course

Sig : Time :
Chief Timekeeper : Ian Sharp (SMART Timing)

Results available at www.smart-timing.co.uk and www.speed

Printed: 18/04/2026 17:06:53



Orbits



Bulletin No. _____

KMSC/SMRC Race meeting - AC**Sorted on best lap time**

Scottish Fiesta ST Cup

Knockhill AC 1.271 miles

Paid Practice 3

18/04/2026 16:05

Practice (20:00 Time) started at 17:05:56

Pos	No.	Name	Make/Model	CC	Class	Laps	Best Tm	Diff	Best Speed	2nd Best
1	21	Kieren PREEDY	Ford Fiesta ST	2000	ST	19	1:01.852		73.994	1:01.868
2	35	Andrew MACKIE	Ford Fiesta ST	2000	ST	9	1:02.031	0.179	73.781	1:02.506
3	99	Jamie DICKIE	Ford Fiesta ST	2000	ST	10	1:02.047	0.195	73.762	1:02.061
4	30	Michael GORDON	Ford Fiesta ST	2000	ST	18	1:03.351	1.499	72.243	1:03.539
5	23	Lucy HALES-MAVER	Ford Fiesta ST	2000	ST	9	1:03.403	1.551	72.184	1:03.446
6	17	Angus ROSS	Ford Fiesta ST	2000	ST	14	1:04.048	2.196	71.457	1:04.383
7	77	James McCRACKEN	Citroen C1	1000	C1	17	1:10.862	9.010	64.586	1:11.091
8	117	Marc NISBET	Citroen C1	1000	C1	17	1:10.921	9.069	64.532	1:11.178
9	8	Henry GILLESPIE	Citroen C1	1000	C1	17	1:11.452	9.600	64.053	1:11.525
10	1	Ayden WILSON	Citroen C1	1000	C1	9	1:11.586	9.734	63.933	1:11.653
11	44	Peter EDIE	Citroen C1	1000	C1N	15	1:13.635	11.783	62.154	1:13.701
12	88	Scott CHARLES	Citroen C1	1000	C1N	2	1:21.303	19.451	56.292	1:24.281
13	18	Gregor McPHADEN	Citroen C1	1000	C1	2	1:23.254	21.402	54.972	1:23.606

Clerk of the Course

Sig :

Time :

Chief Timekeeper : Ian Sharp (SMART Timing)

Results available at www.smart-timing.co.uk and www.speed

Printed: 18/04/2026 17:28:29

motor
sport
UKRACE
WITH
RESPECT

Orbits



KMSC/SMRC Race meeting - AC

Scottish Fiesta ST Cup

Knockhill AC 1.271 miles

Paid Practice 3

18/04/2026 16:05

Practice (20:00 Time) started at 17:05:56

Lap	Time of Day	Lap Tm	S1	S2	S3	SFSpd	S1Spd
(21) Kieren PREEDY							
1	17:07:18.351	1:18.886	24.899	29.173	24.814	31.8	71.6
2	17:08:21.113	1:02.762	18.603	22.847	21.312	94.3	85.3
3	17:09:22.981	1:01.868	18.217	22.393	21.258	100.2	85.4
4	17:10:24.871	1:01.890	18.159	22.388	21.343	100.2	85.3
5	17:11:29.534	1:04.663	18.271	22.425	23.967	99.4	85.1
6	17:12:37.142	1:07.608	21.255	24.622	21.731	80.8	80.5
7	17:13:39.528	1:02.386	18.180	22.414	21.792	100.2	84.4
8	17:14:44.037	1:04.509	18.227	23.497	22.785	98.0	85.2
9	17:15:49.374	1:05.337	18.209	23.901	23.227	97.3	84.6
10	17:16:51.438	1:02.064	18.290	22.379	21.395	95.9	84.0
11	17:17:53.687	1:02.249	18.302	22.417	21.530	98.4	84.3
12	17:19:01.825	1:08.138	18.677	27.138	22.323	98.3	76.3
13	17:20:04.489	1:02.664	18.319	22.599	21.746	98.5	84.5
14	17:21:06.594	1:02.105	18.300	22.225	21.580	98.5	84.5
15	17:22:14.544	1:07.950	18.952	26.340	22.658	99.1	80.9
16	17:23:16.715	1:02.171	18.264	22.495	21.412	99.0	84.3
17	17:24:20.511	1:03.796	18.201	22.371	23.224	99.1	84.4
18	17:25:23.347	1:02.836	18.492	22.948	21.396	97.5	84.2
19	17:26:25.199	1:01.852	18.236	22.255	21.361	99.1	84.7
(35) Andrew MACKIE							
1	17:08:01.674	1:03.119	18.308	23.090	21.721	100.8	86.3
2	17:09:04.180	1:02.506	18.056	22.959	21.491	101.2	86.5
3	17:10:06.211	1:02.031	17.937	22.886	21.208	101.8	86.7
4	17:11:26.637	1:20.426	18.164	22.641	39.621	102.9	86.1
5	17:12:31.371	1:04.734	19.183	23.667	21.884	84.1	85.9
6	17:13:35.136	1:03.765	18.771	23.417	21.577	100.9	85.1
7	17:14:38.541	1:03.405	18.807	23.042	21.556	101.1	84.1
8	17:15:41.133	1:02.592	18.146	22.803	21.643	101.4	85.7
9	17:16:43.997	1:02.864	18.019	23.260	21.585	100.0	86.1
(99) Jamie DICKIE							
1	17:08:06.632	1:02.837	18.606	22.844	21.387	97.5	83.6
2	17:09:08.693	1:02.061	18.150	22.476	21.435	99.1	84.1
3	17:10:11.936	1:03.243	18.841	22.678	21.724	99.3	83.5
4	17:11:17.490	1:05.554	18.432	22.515	24.607	99.3	83.8
5	17:12:20.655	1:03.165	18.762	22.938	21.465	86.6	83.7
6	17:13:25.939	1:05.284	18.149	23.773	23.362	99.7	84.1
7	17:14:28.469	1:02.530	18.351	22.493	21.686	95.3	83.4
8	17:15:30.516	1:02.047	18.202	22.248	21.597	98.1	83.7
9	17:16:32.750	1:02.234	18.341	22.277	21.616	99.6	83.3
10	17:17:41.873	5:16.023	23.572	26.576	4:25.875	93.3	72.5
(30) Michael GORDON							
1	17:07:18.620	1:17.411	24.237	28.916	24.258	35.1	66.4
2	17:08:23.230	1:04.610	19.143	23.788	21.679	96.4	84.4
3	17:09:26.769	1:03.539	18.649	23.349	21.541	99.6	83.6
4	17:10:30.466	1:03.697	18.497	23.414	21.786	101.1	84.6
5	17:11:34.768	1:04.302	18.527	23.602	22.173	99.9	84.3
6	17:12:38.119	1:03.351	18.528	23.403	21.420	99.3	83.8
7	17:13:42.323	1:04.204	18.420	23.934	21.850	102.6	83.9
8	17:14:47.259	1:04.936	19.467	23.699	21.770	100.3	80.1
9	17:15:51.910	1:04.651	19.109	23.879	21.663	100.3	81.7
10	17:16:57.394	1:05.484	20.123	23.228	22.133	97.4	81.6
11	17:18:01.751	1:04.357	18.574	23.870	21.913	98.5	82.2
12	17:19:05.707	1:03.956	18.651	23.544	21.761	99.0	82.1
13	17:20:09.510	1:03.803	18.593	23.343	21.867	99.9	83.7
14	17:21:13.481	1:03.971	18.756	23.457	21.758	99.6	83.0
15	17:22:17.736	1:04.255	18.513	23.892	21.850	100.9	82.7
16	17:23:22.044	1:04.308	18.648	23.881	21.779	100.0	82.1
17	17:24:25.791	1:03.747	18.607	23.303	21.837	100.0	81.8
18	17:25:41.301	1:15.510	18.988	23.655	32.867	100.0	82.6
(23) Lucy HALES-MAVER							
1	17:07:19.612	1:16.131	22.476	29.078	24.577	36.3	0.0
2	17:08:25.002	1:05.390	18.549	24.956	21.885	96.4	
3	17:09:29.011	1:04.009	18.792	23.407	21.810	100.6	83.5
4	17:10:32.646	1:03.635	17.805	23.792	22.038	100.0	
5	17:11:36.092	1:03.446	18.667	22.849	21.930	99.0	83.9
6	17:12:39.495	1:03.403	17.692	23.788	21.923	99.7	0.0
7	17:13:47.945	1:08.450	19.094	27.273	22.083	100.5	107.6
8	17:14:52.044	1:04.099	17.759	23.897	22.443	99.4	553.8

Lap	Time of Day	Lap Tm	S1	S2	S3	SFSpd	S1Spd
9	17:15:58.211	1:06.167	18.106	25.174	22.887	99.4	
(17) Angus ROSS							
1	17:08:16.479	1:08.199	20.593	24.998	22.608	92.3	78.8
2	17:09:23.336	1:06.857	19.070	24.077	23.710	96.7	
3	17:10:40.231	1:16.895	23.267	29.712	23.916	78.7	57.9
4	17:13:16.526	2:36.295	18.996	23.321	1:53.978	95.6	81.7
5	17:14:25.256	1:08.730	22.345	24.253	22.132	46.2	79.6
6	17:15:30.327	1:05.071	19.312	23.413	22.346	97.4	83.9
7	17:16:34.375	1:04.048	19.278	22.941	21.829	93.3	
8	17:18:35.415	2:01.040	19.439	23.367	1:18.234	97.7	82.0
9	17:19:43.444	1:08.029	22.414	23.570	22.045	39.8	79.3
10	17:20:47.827	1:04.383	18.985	23.256	22.142	97.3	82.4
11	17:23:38.023	2:50.196	19.965	24.264	2:05.967	90.9	81.0
12	17:24:46.181	1:08.158	22.483	23.558	22.117	38.6	
13	17:25:52.892	1:06.711	18.835	24.782	23.094	97.4	82.7
14	17:27:04.109	1:11.217	19.014	23.742	28.461	96.6	80.5
(77) James McCRACKEN							
1	17:07:30.214	1:17.542	24.722	27.294	25.526	34.6	69.9
2	17:08:41.829	1:11.615	21.199	25.036	25.380	81.3	69.5
3	17:09:53.333	1:11.504	20.948	24.916	25.640	80.4	70.6
4	17:11:04.424	1:11.091	20.912	24.978	25.201	79.9	70.6
5	17:12:15.286	1:10.862	20.890	24.764	25.208	80.7	71.0
6	17:13:27.285	1:11.999	20.831	25.081	26.087	82.1	70.2
7	17:14:39.074	1:11.789	21.090	24.844	25.855	80.3	70.8
8	17:15:50.889	1:11.815	21.017	24.993	25.805	80.0	70.2
9	17:17:04.783	1:13.894	23.153	25.262	25.479	80.5	70.0
10	17:18:16.806	1:12.023	20.943	25.129	25.951	79.7	70.4
11	17:19:29.007	1:12.201	20.158	26.326	25.717	79.6	
12	17:20:40.547	1:11.540	21.049	25.008	25.483	79.2	70.4
13	17:21:52.406	1:11.859	19.965	25.915	25.979	80.1	0.0
14	17:23:05.295	1:12.889	21.284	25.487	26.118	79.2	70.8
15	17:24:17.133	1:11.838	20.239	25.966	25.633	79.8	369.2
16	17:25:29.582	1:12.449	21.251	25.607	25.591	79.9	70.9
17	17:26:40.750	1:11.168	21.052	24.814	25.302	81.3	70.6
(117) Marc NISBET							
1	17:07:32.950	1:17.298	25.369	26.251	25.678	33.6	67.7
2	17:08:45.544	1:12.594	21.384	25.565	25.645	79.5	69.7
3	17:09:57.882	1:12.338	21.334	25.270	25.734	80.7	69.7
4	17:11:09.839	1:11.957	21.457	24.914	25.586	80.6	70.0
5	17:12:21.547	1:11.708	20.261	26.016	25.431	79.7	
6	17:13:33.458	1:11.911	21.270	25.258	25.383	80.2	70.3
7	17:14:45.805	1:12.347	21.238	25.247	25.862	81.1	69.8
8	17:15:57.820	1:12.015	21.340	25.231	25.444	79.8	70.0
9	17:17:10.156	1:12.336	21.567	25.271	25.498	79.7	68.6
10	17:18:21.334	1:11.178	21.074	24.828	25.276	79.4	70.2
11	17:19:32.807	1:11.473	21.059	24.894	25.520	79.9	70.3
12	17:20:44.341	1:11.534	21.126	24.921	25.487	79.1	70.4
13	17:21:55.825	1:11.484	21.101	24.838	25.545	80.3	70.3
14	17:23:07.242	1:11.417	21.131	24.782	25.504	79.9	71.2
15	17:24:18.877	1:11.635	21.059	25.216	25.360	80.2	70.4
16	17:25:29.798	1:10.921	20.988	24.819	25.114	80.5	71.0
17	17:26:40.990	1:11.192	21.073	24.769	25.350	82.4	71.3
(8) Henry GILLESPIE							
1	17:07:27.444	1:17.921	25.785	26.400	25.736	33.0	69.5
2	17:08:39.530	1:12.086	21.297	25.354	25.435	79.5	70.5
3	17:09:51.882	1:12.352	20.142	26.268	25.942	79.0	553.8
4	17:11:03.607	1:11.775	21.019	25.206	25.500	78.4	70.6
5	17:12:15.132	1:11.525	20.968	25.213	25.344	78.7	70.6
6	17:13:27.576	1:12.444	20.503	26.175	25.766		



KMSC/SMRC Race meeting - AC

Scottish Fiesta ST Cup

Knockhill AC 1.271 miles

Paid Practice 3

18/04/2026 16:05

Practice (20:00 Time) started at 17:05:56

Lap	Time of Day	Lap Tm	S1	S2	S3	SFSpd	S1Spd	Lap	Time of Day	Lap Tm	S1	S2	S3	SFSpd	S1Spd
(1) Ayden WILSON															
1	17:07:33.508	1:19.147	25.666	26.642	26.839	33.1	63.6								
2	17:08:49.998	1:16.490	22.644	27.587	26.259	62.9	64.7								
3	17:10:02.430	1:12.432	21.776	25.158	25.498	79.0	68.5								
4	17:11:17.931	1:15.501	21.204	25.417	28.880	79.6	69.7								
5	17:12:30.199	1:12.268	21.589	25.123	25.556	72.0	70.0								
6	17:13:42.102	1:11.903	21.281	25.153	25.469	79.4	69.8								
7	17:14:53.755	1:11.653	21.288	24.843	25.522	80.1	69.7								
8	17:16:05.341	1:11.586	21.052	25.030	25.504	80.4	70.0								
9	17:17:17.517	1:12.176	21.113	25.007	26.056	79.3	69.8								
(44) Peter EDIE															
1	17:07:30.291	1:21.716	26.713	28.036	26.967	31.4	66.7								
2	17:08:45.578	1:15.287	22.278	26.565	26.444	71.8	69.5								
3	17:10:00.455	1:14.877	22.126	26.471	26.280	78.4	69.7								
4	17:11:17.894	1:17.439	21.690	26.607	29.142	78.2	69.9								
5	17:12:33.523	1:15.629	21.691	27.643	26.295	65.9									
6	17:13:49.331	1:15.808	22.135	27.525	26.148	78.4	62.4								
7	17:15:03.905	1:14.574	21.657	26.295	26.622	79.0	69.5								
8	17:16:18.114	1:14.209	20.463	27.215	26.531	77.8									
9	17:17:32.382	1:14.268	20.471	27.228	26.569	77.3	'107.6								
10	17:18:46.623	1:14.241	20.529	27.299	26.413	77.5									
11	17:20:00.718	1:14.095	21.733	25.960	26.402	77.5	69.3								
12	17:21:14.669	1:13.951	20.390	27.443	26.118	77.1	0.0								
13	17:22:28.480	1:13.811	21.450	26.361	26.000	78.6	69.5								
14	17:23:42.115	1:13.635	21.239	26.005	26.391	78.3	69.7								
15	17:24:55.816	1:13.701	20.546	26.910	26.245	78.1									
(88) Scott CHARLES															
1	17:07:41.014	1:21.303	25.996	27.613	27.694	33.0	67.4								
2	17:09:05.295	1:24.281	24.051	30.039	30.191	66.9	66.6								
(18) Gregor McPHADEN															
1	17:07:41.219	1:23.254	26.458	27.798	28.998	33.8	65.8								
2	17:09:04.825	1:23.606	25.356	30.219	28.031	57.8	60.4								

Clerk of the Course

Sig : Time :
 Chief Timekeeper : Ian Sharp (SMART Timing)
 Results available at www.smart-timing.co.uk and www.speed



**KMSC/SMRC Race meeting - AC****Sorted on best lap time**

Scottish Legends Cars Championship

Knockhill AC 1.271 miles

Familiarisation

19/04/2026 09:00

Practice (10:00 Time) started at 8:56:56

Pos	No.	Name	Make/Model	CC	Class	Laps	Best Tm	Diff	Best Speed	2nd Best
1	77	Michael WEDDELL	Legend Coupe	890	SC	7	57.502		79.592	57.969
2	94	Angus SCRIVENER	Legend 34 Coupe	899	SCR	10	57.933	0.431	79.000	58.222
3	1	Ben MASON	Ford Coupe	847	SC	9	58.078	0.576	78.802	58.432
4	97	Jamie BLAKE	Legend Coupe	890	SC	9	58.277	0.775	78.533	59.200
5	24	Matthew PAPE	Legend 34 Coupe	950	SC	10	58.368	0.866	78.411	58.754
6	85	Mark BEATY	Legend 34 Coupe	890	SC	11	58.394	0.892	78.376	58.606
7	51	Murray SCOTT	Legend Coupe	950	SC	10	58.777	1.275	77.865	58.867
8	14	Daniel CLARK	Legend Coupe	890	SC	10	58.790	1.288	77.848	59.036
9	2	David ALLAN	34 Coupe	890	SC	9	58.808	1.306	77.824	59.630
10	68	Nick BRIDGEMAN	Legend 34 Coupe	1250	SC	10	58.956	1.454	77.629	59.636
11	95	Maxim POPELYUSHKO	Legend Coupe	847	SC	7	59.336	1.834	77.132	59.852
12	9	Colin ATKINSON	Ford Coupe	899	SC	6	59.439	1.937	76.998	1:00.106
13	22	Chris DEWEY	Legend Coupe	1250	SC	9	59.607	2.105	76.781	59.653
14	55	Stuart McANDREW	Legend Coupe	1250	SC	9	59.636	2.134	76.744	59.837
15	6	Gary ATKINSON	Ford Coupe	890	SC	8	59.798	2.296	76.536	1:00.296
16	27	Grant HUNTER	Legend Coupe	890	SC	9	59.849	2.347	76.470	59.932
17	305	Carlos PEREZ	Ford Coupe	890	SC	9	59.873	2.371	76.440	1:00.258
18	12	Colin REID	Ford Coupe	890	KCR	9	1:00.260	2.758	75.949	1:00.324
19	733	Keith ATKINSON	Legend Coupe	1250	SC	9	1:00.464	2.962	75.693	1:00.836
20	15	Elby CLARK	Legend Coupe	890	SC	5	1:00.853	3.351	75.209	1:01.176
21	43	Aiden McANDREW-DOWEN	Legend 37 Sedan	1250	LT	9	1:00.901	3.399	75.150	1:01.713
22	555	Ewan ROBERTSON	Legend Coupe	900	SC	9	1:00.907	3.405	75.142	1:01.053
23	333	Bill READ	Legend Coupe	890	SC	9	1:01.316	3.814	74.641	1:01.358
24	13	Scott SMITH	Legends Sedan	1250	KC	6	1:01.360	3.858	74.587	1:01.473
25	17	Ronald WILKINSON	Legend Coupe	1250	SC	9	1:01.522	4.020	74.391	1:01.535
26	236	Darryl LAWS	Legend Coupe	890	SC	9	1:02.294	4.792	73.469	1:02.593
27	127	Phil ROWLANDS	Legend Coupe	890	SC	5	1:02.394	4.892	73.351	1:02.434
28	48	Declan BURKE	Legend Coupe	1250	SC	5	1:02.643	5.141	73.060	1:02.650
29	44	Harry IRVINE	Legend 37 Sedan	1250	KCR LT	7	1:02.690	5.188	73.005	1:03.001
30	66	Alastair CALDERWOOD	Legend Sedan	900	SC	8	1:03.770	6.268	71.769	1:04.684
31	7	Christopher WALLACE	Ford Coupe	1250	KC	7	1:03.899	6.397	71.624	1:04.067
32	5	Richard DUNBAR	Ford Coupe	1250	KCR	7	1:06.482	8.980	68.841	1:06.849

Clerk of the Course

Sig : Time :
Chief Timekeeper : Ian Sharp (SMART Timing)Results available at www.smart-timing.co.uk and www.speed

Printed: 19/04/2026 09:10:58



Orbits



KMSC/SMRC Race meeting - AC

Scottish Legends Cars Championship

Knockhill AC 1.271 miles

Familiarisation

19/04/2026 09:00

Practice (10:00 Time) started at 8:56:56

Lap	Time of Day	Lap Tm	S1	S2	S3	SFSpd	S1Spd
(77) Michael WEDDELL							
1	8:59:08.272	1:06.560	21.841	23.302	21.417	39.2	
2	9:00:09.739	1:01.467	17.585	23.240	20.642	106.7	
3	9:01:08.114	58.375	17.106	21.391	19.878	107.5	95.5
4	9:02:06.083	57.969	17.125	21.239	19.605	110.2	95.1
5	9:03:04.748	58.665	17.095	21.444	20.126	110.4	96.3
6	9:04:03.114	58.366	16.982	21.619	19.765	109.7	96.0
7	9:05:00.616	57.502	16.884	20.978	19.640	108.9	96.0

Lap	Time of Day	Lap Tm	S1	S2	S3	SFSpd	S1Spd
(94) Angus SCRIVENER							
1	8:58:20.502	1:04.879	21.362	23.111	20.406	38.0	93.7
2	8:59:22.457	1:01.955	17.099	24.157	20.699	108.4	
3	9:00:23.836	1:01.379	17.763	23.528	20.088	112.0	98.4
4	9:01:24.486	1:00.650	17.919	22.713	20.018	112.8	99.0
5	9:02:27.029	1:02.543	17.345	23.539	21.659	111.5	97.5
6	9:03:26.076	59.047	17.053	21.898	20.096	107.0	96.6
7	9:04:24.639	58.563	17.118	21.628	19.817	108.4	94.0
8	9:05:23.331	58.692	16.796	21.746	20.150	109.3	97.1
9	9:06:21.553	58.222	17.139	21.379	19.704	112.2	96.0
10	9:07:19.486	57.933	16.818	21.256	19.859	111.5	97.1

Lap	Time of Day	Lap Tm	S1	S2	S3	SFSpd	S1Spd
(1) Ben MASON							
1	8:59:03.914	1:08.800	20.879	25.021	22.900	40.8	0.0
2	9:00:04.634	1:00.720	17.642	22.877	20.201	106.4	'107.6
3	9:01:03.066	58.432	16.570	22.011	19.851	107.7	369.2
4	9:02:03.451	1:00.385	16.350	23.508	20.527	109.3	553.8
5	9:03:02.101	58.650	16.604	22.133	19.913	108.4	388.5
6	9:04:00.556	58.455	17.036	21.475	19.944	107.5	95.1
7	9:04:58.634	58.078	16.265	21.914	19.899	107.4	586.8
8	9:05:58.307	59.673	16.255	22.738	20.680	108.1	421.5
9	9:06:59.485	1:01.178	17.014	22.065	22.099	107.2	94.9

Lap	Time of Day	Lap Tm	S1	S2	S3	SFSpd	S1Spd
(97) Jamie BLAKE							
1	8:58:20.516	1:04.100	20.459	23.573	20.068	39.9	553.8
2	8:59:22.216	1:01.700	16.759	23.696	21.245	112.0	107.6
3	9:00:23.382	1:01.166	17.535	23.655	19.976	112.4	98.5
4	9:01:22.582	59.200	17.632	21.451	20.117	111.3	96.7
5	9:02:22.790	1:00.208	18.048	22.226	19.934	111.3	97.1
6	9:03:21.067	58.277	17.043	21.457	19.777	111.3	96.7
7	9:04:20.891	59.824	17.423	22.153	20.248	110.0	97.1
8	9:05:20.157	59.266	17.428	21.955	19.883	108.8	96.3
9	9:06:20.220	1:00.063	17.304	21.331	21.428	114.3	96.4

Lap	Time of Day	Lap Tm	S1	S2	S3	SFSpd	S1Spd
(24) Matthew PAPE							
1	8:58:24.641	1:05.770	21.571	23.770	20.429	39.6	
2	8:59:24.069	59.428	16.770	22.690	19.968	109.3	369.2
3	9:00:24.032	59.963	17.583	22.527	19.853	113.7	97.7
4	9:01:23.513	59.481	17.403	22.097	19.981	115.3	99.0
5	9:02:23.454	59.941	17.630	22.380	19.931	112.6	97.4
6	9:03:21.822	58.368	16.949	21.571	19.848	113.0	99.0
7	9:04:21.135	59.313	17.033	22.069	20.211	111.7	97.7
8	9:05:20.077	58.942	17.310	21.589	20.043	113.5	98.7
9	9:06:18.831	58.754	16.980	21.404	20.370	109.7	96.0
10	9:07:17.612	58.781	17.020	21.559	20.202	107.4	96.7

Lap	Time of Day	Lap Tm	S1	S2	S3	SFSpd	S1Spd
(85) Mark BEATY							
1	8:58:01.226	1:04.476	20.588	23.386	20.502	41.9	369.2
2	8:59:03.534	1:02.308	17.494	22.866	21.948	103.2	107.6
3	9:00:02.604	59.070	17.207	21.784	20.079	103.9	94.3
4	9:01:01.721	59.117	17.145	21.636	20.336	106.4	94.1
5	9:02:00.763	59.042	17.285	21.608	20.149	110.2	94.4
6	9:02:59.421	58.658	17.224	21.373	20.061	106.5	94.5
7	9:03:57.815	58.394	17.118	21.416	19.860	106.4	94.4
8	9:04:56.421	58.606	17.246	21.696	19.664	108.6	96.1
9	9:05:55.302	58.881	17.390	21.607	19.884	113.5	94.5
10	9:06:54.693	59.391	17.104	22.142	20.145	108.4	96.4
11	9:07:53.738	59.045	17.060	21.696	20.289	107.5	96.0

Lap	Time of Day	Lap Tm	S1	S2	S3	SFSpd	S1Spd
(51) Murray SCOTT							
1	8:58:40.557	1:08.610	22.317	24.835	21.458	32.7	90.0
2	8:59:42.157	1:01.600	18.406	22.507	20.687	102.5	92.6
3	9:00:42.237	1:00.080	17.683	22.196	20.201	104.9	93.9
4	9:01:41.806	59.569	17.564	21.755	20.250	105.7	94.0

Lap	Time of Day	Lap Tm	S1	S2	S3	SFSpd	S1Spd
5	9:02:40.673	58.867	17.211	21.716	19.940	106.5	94.8
6	9:03:40.225	59.552	17.597	21.754	20.201	108.2	94.5
7	9:04:40.674	1:00.449	17.307	22.284	20.858	108.2	96.3
8	9:05:40.329	59.655	17.706	21.724	20.225	106.2	94.3
9	9:06:39.432	59.103	17.308	21.700	20.095	106.2	94.8
10	9:07:38.209	58.777	17.246	21.606	19.925	106.9	95.1

Lap	Time of Day	Lap Tm	S1	S2	S3	SFSpd	S1Spd
(14) Daniel CLARK							
1	8:58:28.600	1:07.057	21.496	24.232	21.329	34.8	0.0
2	8:59:29.280	1:00.680	17.016	22.992	20.672	106.5	'107.6
3	9:00:28.616	59.336	16.789	22.597	19.950	107.4	0.0
4	9:01:28.338	59.722	16.719	22.725	20.278	111.8	0.0
5	9:02:28.198	59.860	16.726	22.688	20.446	110.7	553.8
6	9:03:29.471	1:01.273	17.557	23.129	20.587	110.7	'107.6
7	9:04:28.261	58.790	17.363	21.635	19.792	111.3	95.6
8	9:05:27.737	59.476	16.627	22.792	20.057	110.0	184.6
9	9:06:26.773	59.036	17.242	21.458	20.336	108.2	95.7
10	9:07:26.222	59.449	17.096	21.727	20.626	106.9	95.7

Lap	Time of Day	Lap Tm	S1	S2	S3	SFSpd	S1Spd
(2) David ALLAN							
1	8:58:09.868	1:06.874	21.678	24.819	20.377	41.1	
2	8:59:11.863	1:01.995	17.810	23.587	20.598	105.5	1.1
3	9:00:14.278	1:02.415	17.160	24.369	20.886	109.3	'107.6
4	9:01:14.697	1:00.419	17.545	22.752	20.122	107.9	96.4
5	9:02:14.468	59.771	16.914	22.748	20.109	107.7	0.0
6	9:03:19.957	1:05.489	17.013	22.752	25.724	108.9	0.0
7	9:04:20.956	1:00.999	18.234	22.243	20.522	96.3	94.1
8	9:05:20.586	59.630	18.117	21.754	19.759	106.7	96.8
9	9:06:19.394	58.808	17.401	21.513	19.894	111.8	96.8

Lap	Time of Day	Lap Tm	S1	S2	S3	SFSpd	S1Spd
(68) Nick BRIDGEMAN							
1	8:58:53.779	1:05.925	20.604	24.288	21.033	43.3	'107.6
2	8:59:54.750	1:00.971	17.354	23.072	20.545	106.4	'107.6
3	9:00:54.854	1:00.104	16.756	23.118	20.230	108.1	0.0
4	9:01:54.821	59.967	16.737	23.004	20.226	106.7	'107.6
5	9:02:54.521	59.700	16.588	22.491	20.621	108.6	'107.6
6	9:03:54.485	59.964	16.902	22.857	20.205	107.9	369.2
7	9:04:53.441	58.956	16.533	22.514	19.909	108.1	0.0
8	9:05:53.077	59.636	16.687	23.003	19.946	108.9	'107.6
9	9:06:53.567	1:00.490	16.593	22.924	20.973	110.7	776.9
10	9:07:53.699	1:00.132	16.796	22.649	20.687	106.0	776.9

Lap	Time of Day	Lap Tm	S1	S2	S3	SFSpd	S1Spd
(95) Maxim POPELYUSHKO							
1	8:58:53.519	1:08.653	22.909	24.634	21.110	26.7	0.0
2	8:59:55.075						

KMSC/SMRC Race meeting - AC

Scottish Legends Cars Championship

Knockhill AC 1.271 miles

Familiarisation

19/04/2026 09:00

Practice (10:00 Time) started at 8:56:56

Lap	Time of Day	Lap Tm	S1	S2	S3	SFSpd	S1Spd
4	9:02:13.164	1:00.651	17.657	22.495	20.499	107.9	94.8
5	9:03:13.524	1:00.360	17.677	22.363	20.320	107.7	95.5
6	9:04:13.160	59.636	17.451	22.143	20.042	108.4	94.9
7	9:05:12.997	59.837	17.701	21.851	20.285	108.2	95.2
8	9:06:13.208	1:00.211	17.596	22.252	20.363	108.8	96.3
9	9:07:13.942	1:00.734	17.530	22.804	20.400	109.1	96.7

(6) Gary ATKINSON

1	8:58:19.558	1:08.302	22.906	23.981	21.415	34.7	
2	8:59:22.087	1:02.529	18.088	23.041	21.400	105.3	96.1
3	9:00:23.433	1:01.346	17.565	23.513	20.268	111.3	97.5
4	9:01:24.507	1:01.074	17.844	22.761	20.469	110.6	98.3
5	9:02:27.432	1:02.925	17.627	23.815	21.483	109.8	97.1
6	9:03:27.728	1:00.296	17.493	22.378	20.425	109.5	96.6
7	9:04:27.526	59.798	17.501	22.118	20.179	109.3	95.6
8	9:05:32.302	1:04.776	17.569	23.583	23.624	108.9	95.2

(27) Grant HUNTER

1	8:58:54.208	1:08.216	23.101	24.334	20.781	30.7	0.0
2	8:59:55.379	1:01.171	17.273	23.306	20.592	109.3	'107.6
3	9:00:55.938	1:00.559	17.631	22.573	20.355	109.7	95.2
4	9:01:55.997	1:00.059	17.637	22.118	20.304	107.9	95.2
5	9:02:55.929	59.932	17.468	22.069	20.395	109.1	95.7
6	9:03:56.156	1:00.227	17.470	22.548	20.209	108.6	95.5
7	9:04:56.005	59.849	17.584	22.093	20.172	108.4	95.2
8	9:05:56.126	1:00.121	17.770	22.217	20.134	108.4	93.9
9	9:06:59.398	1:03.272	17.401	23.578	22.293	109.1	95.6

(305) Carlos PEREZ

1	8:59:23.232	1:13.291	24.796	24.903	23.592	39.1	82.5
2	9:00:28.093	1:04.861	18.439	24.250	22.172	104.4	90.4
3	9:01:28.351	1:00.258	17.331	22.325	20.602	110.4	95.6
4	9:02:28.852	1:00.501	17.667	22.487	20.347	108.8	95.5
5	9:03:29.775	1:00.923	18.166	22.474	20.283	109.7	96.7
6	9:04:30.186	1:00.411	17.726	22.438	20.247	112.8	91.3
7	9:05:30.059	59.873	17.422	21.907	20.544	111.1	96.6
8	9:06:31.166	1:01.107	17.292	21.822	21.993	109.1	95.6
9	9:07:31.485	1:00.319	17.698	21.900	20.721	98.1	94.4

(12) Colin REID

1	8:59:03.771	1:11.742	21.049	27.488	23.205	40.2	53.8
2	9:00:05.534	1:01.763	17.414	23.786	20.563	102.6	
3	9:01:08.047	1:02.513	18.523	23.105	20.885	108.8	92.7
4	9:02:08.307	1:00.260	17.490	22.263	20.507	104.7	97.3
5	9:03:08.939	1:00.632	17.758	22.365	20.509	108.8	96.1
6	9:04:09.263	1:00.324	17.853	22.144	20.327	107.7	95.6
7	9:05:09.943	1:00.680	17.780	22.156	20.744	108.2	95.9
8	9:06:11.377	1:01.434	17.689	22.950	20.795	107.5	96.7
9	9:07:12.121	1:00.744	17.709	22.463	20.572	105.2	95.3

(733) Keith ATKINSON

1	8:58:45.831	1:08.204	22.097	24.821	21.286	37.8	'107.6
2	8:59:48.213	1:02.382	17.650	23.514	21.218	104.2	0.0
3	9:00:49.515	1:01.302	17.317	23.389	20.596	104.9	776.9
4	9:01:51.007	1:01.492	16.987	23.787	20.718	105.0	184.6
5	9:02:51.471	1:00.464	17.076	22.765	20.623	109.5	553.8
6	9:03:52.704	1:01.233	17.671	22.325	21.237	103.6	92.8
7	9:04:53.540	1:00.836	17.832	22.469	20.535	101.5	91.8
8	9:05:54.487	1:00.947	17.746	22.643	20.558	103.4	94.1
9	9:06:57.123	1:02.636	17.054	24.670	20.912	105.7	421.5

(15) Elby CLARK

1	8:58:43.430	1:07.630	22.675	24.248	20.707	35.3	
2	8:59:45.326	1:01.896	17.385	23.408	21.103	108.2	0.0
3	9:00:46.687	1:01.361	17.420	23.383	20.558	108.6	553.8
4	9:01:47.540	1:00.853	17.128	23.100	20.625	107.5	
5	9:02:48.716	1:01.176	17.167	23.552	20.457	108.4	553.8

(43) Aiden McANDREW-DOWEN

1	8:59:16.092	1:09.318	22.229	25.051	22.038	41.8	95.3
2	9:00:20.011	1:03.919	18.805	24.121	20.993	107.5	95.2
3	9:01:22.403	1:02.392	18.362	22.967	21.063	109.3	95.5
4	9:02:27.669	1:05.266	19.170	23.605	22.491	105.7	95.9
5	9:03:29.432	1:01.763	18.395	22.503	20.865	107.2	95.9

Lap	Time of Day	Lap Tm	S1	S2	S3	SFSpd	S1Spd
6	9:04:30.333	1:00.901	17.865	22.230	20.806	109.1	96.3
7	9:05:32.046	1:01.713	17.699	22.237	21.777	106.4	96.6
8	9:06:34.751	1:02.705	18.117	22.258	22.330	106.7	95.6
9	9:07:38.005	1:03.254	18.086	23.729	21.439	107.0	95.2

(555) Ewan ROBERTSON

1	8:59:11.051	1:07.879	21.811	24.187	21.881	41.0	91.9
2	9:00:14.290	1:03.239	18.567	23.346	21.326	105.7	93.7
3	9:01:16.466	1:02.176	17.988	23.489	20.699	106.0	96.0
4	9:02:18.688	1:02.222	17.977	23.217	21.028	106.0	93.1
5	9:03:20.799	1:02.111	18.211	22.963	20.937	105.5	92.8
6	9:04:22.216	1:01.417	18.121	22.830	20.466	104.5	95.2
7	9:05:23.269	1:01.053	18.172	22.485	20.396	108.8	94.4
8	9:06:24.176	1:00.907	17.801	22.440	20.666	108.1	94.9
9	9:07:26.273	1:02.097	18.242	22.928	20.927	105.3	92.2

(333) Bill READ

1	8:58:57.143	1:06.727	21.617	23.512	21.598	43.3	90.6
2	8:59:59.836	1:02.693	17.570	23.989	21.134	104.0	53.8
3	9:01:01.694	1:01.858	18.013	23.170	20.675	105.8	93.2
4	9:02:03.449	1:01.755	17.824	23.207	20.724	106.4	93.1
5	9:03:04.807	1:01.358	17.783	22.674	20.901	106.0	94.7
6	9:04:07.129	1:02.322	18.217	22.902	21.203	106.2	93.5
7	9:05:08.805	1:01.676	17.902	22.739	21.035	104.2	93.6
8	9:06:12.653	1:03.848	18.574	24.315	20.959	104.2	91.9
9	9:07:13.969	1:01.316	17.807	22.673	20.836	105.0	93.5

(13) Scott SMITH

1	8:58:14.062	1:08.255	22.680	24.665	20.910	35.6	
2	8:59:17.631	1:03.569	18.128	24.191	21.250	105.8	'107.6
3	9:00:18.991	1:01.360	17.091	23.765	20.504	109.3	0.0
4	9:01:20.464	1:01.473	18.022	22.879	20.572	106.7	94.4
5	9:02:22.634	1:02.170	18.196	22.466	21.508	106.9	93.1
6	9:03:37.578	1:14.944	20.737	30.932	23.275	86.0	83.7

(17) Ronald WILKINSON

1	8:58:53.334	1:13.764	23.828	26.888	23.048	35.0	81.8
2	8:59:58.239	1:04.905	18.751	24.383	21.771	102.1	
3	9:01:01.062	1:02.823	18.023	23.850	20.950	105.5	90.2
4	9:02:04.449	1:03.387	18.098	24.552	20.737	105.5	86.7
5	9:03:06.933	1:02.484	17.899	23.718	20.867	108.6	92.1
6	9:04:08.455	1:01.522	17.737	22.793	20.992	106.9	91.2
7	9:05:09.990	1:01.535	17.740	22.784	21.011	105.7	91.3
8	9:06:31.154	1:21.164	18.171	24.004	38.989	105.7	92.8
9	9:07:38.183	1:07.029	19.913	25.123	21.993	85.4	78.3

(236) Darryl LAWS

1	8:58:16.546	1:07.586	20.971	25.158	21.457	38.2	
2	8:59:23.809	1:07.263	18.500	27.741	21.022	105.0	85.5
3	9:00:28.647	1:04.838	18.820	24.256	21.762	105.3	90.9
4	9:01:33.431	1:04.784	19.622	24.112	21.050	92.1	94.4
5	9:02:36.024	1:02.593	17.772	23.966	20.855	106.5	93.6
6	9:03:38.318	1:02.294	18.041	23.251	21.002	104.9	93.5
7	9:04:41.268	1:02.950	18.427	22.753	21.770	106.2	92.8
8	9:05:45.462	1:04.194	18.856	23.953	21.385	107.2	94.7
9	9:06:48.120	1:02.658	17.920	23.734	21.004	104.7	92.9

(127) Phil ROWLANDS

1	8:58:41.815	1:10.510	22.884	25.981</
---	-------------	-----------------	--------	----------



KMSC/SMRC Race meeting - AC

Scottish Legends Cars Championship

Knockhill AC 1.271 miles

Familiarisation

19/04/2026 09:00

Practice (10:00 Time) started at 8:56:56

Lap	Time of Day	Lap Tm	S1	S2	S3	SFSpd	S1Spd
3	9:00:22.492	1:02.690	18.432	23.482	20.776	103.9	89.8
4	9:01:26.082	1:03.590	18.539	24.312	20.739	103.6	90.2
5	9:02:29.083	1:03.001	18.128	22.994	21.879	105.0	90.8
6	9:03:34.669	1:05.586	18.866	24.725	21.995	91.3	91.7
7	9:04:41.226	1:06.557	18.563	25.212	22.782	104.2	84.2

(66) Alastair CALDERWOOD

1	8:58:13.290	1:12.451	22.442	27.552	22.457	33.4	
2	8:59:19.565	1:06.275	18.429	25.534	22.312	101.1	0.0
3	9:00:28.196	1:08.631	19.591	26.471	22.569	103.7	89.0
4	9:01:33.511	1:05.315	19.463	23.963	21.889	101.1	91.2
5	9:02:39.568	1:06.057	19.031	24.788	22.238	102.1	88.8
6	9:03:43.338	1:03.770	18.700	23.807	21.263	100.9	89.4
7	9:04:48.372	1:05.034	18.546	24.222	22.266	104.4	88.6
8	9:05:53.056	1:04.684	18.517	24.398	21.769	101.2	87.7

(7) Christopher WALLACE

1	8:59:14.126	1:14.407	23.542	27.712	23.153	34.1	0.0
2	9:00:18.193	1:04.067	17.857	24.584	21.626	103.9	'107.6
3	9:01:22.092	1:03.899	17.580	24.842	21.477	103.4	'107.6
4	9:02:28.075	1:05.983	18.840	25.575	21.568	103.7	'107.6
5	9:03:34.245	1:06.170	18.386	25.756	22.028	103.6	553.8
6	9:04:40.467	1:06.222	17.567	25.200	23.455	104.0	553.8
7	9:05:47.632	1:07.165	19.663	25.481	22.021	85.4	553.8

(5) Richard DUNBAR

1	8:59:03.601	1:19.800	27.271	28.882	23.647	23.3	'107.6
2	9:00:12.150	1:08.549	19.273	26.113	23.163	97.4	'107.6
3	9:01:19.847	1:07.697	18.510	26.748	22.439	101.4	0.0
4	9:02:27.287	1:07.440	18.447	26.560	22.433	103.6	'107.6
5	9:03:34.136	1:06.849	18.573	26.010	22.266	104.0	586.8
6	9:04:40.618	1:06.482	18.063	25.817	22.602	103.2	'107.6
7	9:05:48.494	1:07.876	18.001	26.266	23.609	100.6	553.8

Clerk of the Course

Sig : Time :
 Chief Timekeeper : Ian Sharp (SMART Timing)
 Results available at www.smart-timing.co.uk and www.speed
 Printed: 19/04/2026 09:08:53



KMSC/SMRC Race meeting - AC
Sorted on best lap time

Super Lap Scotland

Knockhill AC 1.271 miles

Warm Up 2

19/04/2026 09:15

Practice (15:00 Time) started at 9:14:53

Pos	No.	Name	Make/Model	CC	Class	Laps	Best Tm	Diff	Best Speed	2nd Best
1	10	Nev WOOD	Ariel Atom	2000	P	12	58.187		78.655	58.579
2	64	David WALLACE	Honda S2000	2000	E	7	58.807	0.620	77.825	59.017
3	23	Andrew COWIE	Subaru Impreza	2100	E	8	59.388	1.201	77.064	59.713
4	7	Steven ARKLEY	Westfield Megabusa	1440	B RC	9	1:00.281	2.094	75.922	1:00.365
5	67	Marshall WISHART	Lotus Elise S3	1800	C RC	9	1:02.050	3.863	73.758	1:02.192
6	92	Michael OSBORNE Snr	Mitsubishi Evo5	1998	P	5	1:04.511	6.324	70.944	1:06.004

Clerk of the Course

 Sig : Time :
 Chief Timekeeper : Ian Sharp (SMART Timing)

 Results available at www.smart-timing.co.uk and www.speed

Printed: 19/04/2026 09:31:22


 motor
sport
UK

**RACE
WITH
RESPECT**


Orbits

KMSC/SMRC Race meeting - AC

Super Lap Scotland

Knockhill AC 1.271 miles

Warm Up 2

19/04/2026 09:15

Practice (15:00 Time) started at 9:14:53

Lap	Time of Day	Lap Tm	S1	S2	S3	SFSpd	S1Spd	Lap	Time of Day	Lap Tm	S1	S2	S3	SFSpd	S1Spd
(10) Nev WOOD															
1	9:16:39.277	1:22.860	25.498	33.127	24.235	35.6	72.1								
2	9:17:47.317	1:08.040	19.406	27.058	21.576	118.6	90.3								
3	9:18:51.150	1:03.833	17.233	25.405	21.195	131.8	109.8								
4	9:19:55.469	1:04.319	17.031	25.771	21.517	129.3	99.6								
5	9:20:55.987	1:00.518	16.448	23.891	20.179	126.1	114.7								
6	9:21:55.055	59.068	15.917	23.769	19.382	128.8	117.7								
7	9:22:55.482	1:00.427	16.126	23.201	21.100	132.4	117.1								
8	9:23:56.000	1:00.518	15.957	23.940	20.621	128.8	116.5								
9	9:24:57.373	1:01.373	16.825	24.335	20.213	133.2	106.0								
10	9:25:55.952	58.579	15.887	23.015	19.677	133.4	116.9								
11	9:26:54.139	58.187	16.278	22.381	19.528	131.1	120.7								
12	9:27:54.157	1:00.018	16.213	23.668	20.137	130.8	117.7								
(64) David WALLACE															
1	9:16:18.518	1:19.398	27.799	27.856	23.743	27.3									
2	9:17:25.862	1:07.344	20.426	25.168	21.750	90.1									
3	9:18:26.936	1:01.074	17.888	23.029	20.157	104.7									
4	9:19:25.953	59.017	17.047	22.022	19.948	111.1									
5	9:20:24.760	58.807	17.049	21.761	19.997	111.1									
6	9:21:23.965	59.205	17.072	21.933	20.200	111.1									
7	9:22:55.537	1:31.572	23.433	35.789	32.350	93.9									
(23) Andrew COWIE															
1	9:16:05.708	1:10.960	23.377	26.633	20.950	32.1									
2	9:17:06.023	1:00.315	17.602	22.842	19.871	109.3	97.0								
3	9:18:05.736	59.713	17.015	22.840	19.858	114.7	97.5								
4	9:19:14.953	1:09.217	17.620	26.778	24.819	114.5	88.2								
5	9:20:32.630	1:17.677	23.783	30.188	23.706	73.2	74.6								
6	9:21:38.842	1:06.212	20.066	25.928	20.218	99.0	83.6								
7	9:22:38.671	59.829	17.709	22.312	19.808	107.0	95.2								
8	9:23:38.059	59.388	17.471	22.138	19.779	113.9	95.9								
(7) Steven ARKLEY															
1	9:16:32.141	1:25.506	29.190	31.166	25.150	22.1	70.1								
2	9:17:43.186	1:11.045	20.696	27.076	23.273	85.8	80.4								
3	9:18:48.613	1:05.427	19.291	24.562	21.574	87.2	92.1								
4	9:20:02.585	1:13.972	23.121	25.771	25.080	101.1	71.9								
5	9:21:09.906	1:07.321	20.692	25.464	21.165	88.1	79.8								
6	9:22:11.425	1:01.519	17.611	23.543	20.365	109.7	98.4								
7	9:23:11.790	1:00.365	17.148	22.905	20.312	119.4	103.7								
8	9:24:29.797	1:18.007	22.015	32.598	23.394	109.3	61.2								
9	9:25:30.078	1:00.281	17.100	23.111	20.070	115.1	102.0								
(67) Marshall WISHART															
1	9:16:34.593	1:22.998	27.005	30.414	25.579	32.0	71.4								
2	9:17:51.641	1:17.048	27.247	27.788	22.013	84.6	62.6								
3	9:18:56.493	1:04.852	19.117	23.998	21.737	101.8	99.3								
4	9:20:11.541	1:15.048	18.171	25.002	31.875	117.3	100.2								
5	9:21:20.065	1:08.524	19.886	26.316	22.322	92.2	0.0								
6	9:22:32.365	1:12.300	24.800	25.967	21.533	71.7	553.8								
7	9:23:35.210	1:02.845	18.313	23.724	20.808	112.6	100.3								
8	9:24:37.402	1:02.192	18.086	23.419	20.687	114.5	100.9								
9	9:25:39.452	1:02.050	17.893	23.572	20.585	116.3	102.0								
(92) Michael OSBORNE Snr															
1	9:19:15.355	1:19.847	28.227	28.871	22.749	27.1	53.6								
2	9:20:21.359	1:06.004	19.357	24.913	21.734	99.6	88.1								
3	9:21:33.886	1:12.527	23.914	27.660	20.953	100.5	52.1								
4	9:22:46.395	1:12.509	25.532	25.816	21.161	98.3	65.5								
5	9:23:50.906	1:04.511	17.304	26.161	21.046	120.5	100.8								

Clerk of the Course

Sig : Time :
 Chief Timekeeper : Ian Sharp (SMART Timing)

Results available at www.smart-timing.co.uk and www.speed

Printed: 19/04/2026 09:31:45



RACE WITH RESPECT



Orbits



Bulletin No. _____

KMSC/SMRC Race meeting - AC**Sorted on best lap time**

Scottish Fiesta ST Cup

Knockhill AC 1.271 miles

Qualifying 3

19/04/2026 09:40

Practice (12:00 Time) started at 9:31:10

Pos	No.	Name	Make/Model	CC	Class	Laps	Best Tm	Diff	Best Speed	2nd Best
1	21	Kieren PREEDY	Ford Fiesta ST	2000	ST	6	1:01.166		74.824	1:01.471
2	99	Jamie DICKIE	Ford Fiesta ST	2000	ST	5	1:01.275	0.109	74.691	1:01.818
3	1	Gerry HENDRY	Ford Fiesta ST	2000	ST	9	1:01.694	0.528	74.184	1:01.794
4	35	Andrew MACKIE	Ford Fiesta ST	2000	ST	8	1:01.838	0.672	74.011	1:02.186
5	24	Lachan MacLACHLAN	Ford Fiesta ST	2000	STCN	9	1:02.230	1.064	73.545	1:02.233
6	30	Michael GORDON	Ford Fiesta ST	2000	ST	10	1:02.635	1.469	73.069	1:03.110
7	23	Lucy HALES-MAVER	Ford Fiesta ST	2000	ST	11	1:02.652	1.486	73.049	1:03.072
8	17	Angus ROSS	Ford Fiesta ST	2000	ST	9	1:02.760	1.594	72.924	1:02.814
9	32	Daniel FORBES	Ford Fiesta ST	2000	ST	10	1:05.831	4.665	69.522	1:06.552

Clerk of the Course

Sig : Time :
 Chief Timekeeper : Ian Sharp (SMART Timing)

Results available at www.smart-timing.co.uk and www.speed

Printed: 19/04/2026 09:45:47



motor
sport
UK

RACE
WITH
RESPECT



Orbits

**KMSC/SMRC Race meeting - AC****Scottish Fiesta ST Cup**

Knockhill AC 1.271 miles

Qualifying 3

19/04/2026 09:40

Practice (12:00 Time) started at 9:31:10

Lap	Time of Day	Lap Tm	S1	S2	S3	SFSpd	S1Spd	Lap	Time of Day	Lap Tm	S1	S2	S3	SFSpd	S1Spd
(21) Kieren PREEDY															
1	9:32:26.827	1:13.784	25.403	26.449	21.932	30.6	75.1	1	9:32:37.488	1:18.820	26.429	28.921	23.470	31.1	75.2
2	9:33:28.881	1:02.054	18.199	22.818	21.037	101.4	85.2	2	9:33:42.899	1:05.411	19.535	24.045	21.831	96.4	81.2
3	9:34:30.047	1:01.166	18.011	22.261	20.894	101.5	85.6	3	9:34:46.748	1:03.849	18.742	23.591	21.516	99.4	82.6
4	9:35:31.518	1:01.471	18.071	22.188	21.212	101.8	85.2	4	9:35:49.858	1:03.110	18.573	23.010	21.527	99.7	82.5
5	9:36:35.439	1:03.921	18.053	23.383	22.485	101.4	85.2	5	9:36:52.672	1:02.814	18.609	22.729	21.476	99.4	81.6
6	9:41:56.773	5:21.334	20.459	26.100	4:34.775	88.2	80.6	6	9:37:56.344	1:03.672	18.625	23.468	21.579	99.7	81.2
(99) Jamie DICKIE															
1	9:32:48.369	1:14.310	24.425	28.272	21.613	31.8	78.6	7	9:39:00.400	1:04.056	18.434	23.514	22.108	99.4	82.0
2	9:33:50.235	1:01.866	18.407	22.516	20.943	100.8	83.9	8	9:40:03.537	1:03.137	18.524	23.155	21.458	98.7	83.7
3	9:34:51.510	1:01.275	18.138	22.107	21.030	101.5	84.1	9	9:41:06.297	1:02.760	18.370	22.967	21.423	99.6	82.8
4	9:35:53.328	1:01.818	18.137	22.412	21.269	101.4	84.0	(32) Daniel FORBES							
5	9:39:25.414	3:32.086	20.557	28.153	2:43.376	101.1	76.4	1	9:32:55.819	1:25.187	29.605	31.804	23.778	27.7	68.1
(1) Gerry HENDRY															
1	9:32:46.354	1:21.354	27.996	30.640	22.718	29.1	61.9	2	9:34:03.219	1:07.400	19.623	25.114	22.663	97.8	80.7
2	9:33:48.805	1:02.451	18.080	22.979	21.392	100.8	85.5	3	9:35:09.771	1:06.552	19.336	24.871	22.345	98.3	81.4
3	9:34:50.783	1:01.978	18.013	22.705	21.260	102.1	85.1	4	9:36:16.452	1:06.681	18.869	24.995	22.817	98.5	81.9
4	9:35:59.697	1:08.914	21.923	25.156	21.835	101.5	82.1	5	9:37:29.264	1:12.812	21.337	27.904	23.571	90.9	70.3
5	9:37:01.391	1:01.694	17.743	22.714	21.237	102.6	85.7	6	9:38:36.161	1:06.897	19.366	24.920	22.611	97.5	80.9
6	9:38:03.185	1:01.794	17.854	22.753	21.187	102.8	85.2	7	9:39:41.992	1:05.831	19.066	24.306	22.459	97.8	81.3
7	9:39:05.413	1:02.228	17.964	22.836	21.428	102.3	84.8	8	9:40:48.923	1:06.931	19.486	24.757	22.688	97.7	81.2
8	9:40:07.681	1:02.268	18.062	22.803	21.403	102.6	84.8	9	9:41:56.664	1:07.741	19.931	25.091	22.719	97.8	79.3
9	9:42:00.351	1:52.670	23.531	29.732	59.407	102.3	60.1	10	9:43:20.392	1:23.728	22.611	31.858	29.259	97.1	51.3
(35) Andrew MACKIE															
1	9:32:33.726	1:17.341	25.312	28.102	23.927	36.0	61.0	(24) Lachan MacLACHLAN							
2	9:33:36.004	1:02.278	18.219	22.997	21.062	102.0	85.9	1	9:32:48.970	1:22.707	28.359	30.615	23.733	33.7	
3	9:34:42.279	1:06.275	18.206	26.430	21.639	104.0	84.9	2	9:33:55.492	1:06.522	19.802	24.681	22.039	91.3	
4	9:35:44.465	1:02.186	18.172	22.764	21.250	103.6	85.7	3	9:34:58.813	1:03.321	18.678	23.458	21.185	99.6	84.1
5	9:36:46.303	1:01.838	17.957	22.518	21.363	103.1	86.1	4	9:36:01.455	1:02.642	18.351	23.049	21.242	102.1	
6	9:37:52.719	1:06.416	19.594	24.948	21.874	102.9	76.3	5	9:37:05.810	1:04.355	18.371	23.967	22.017	102.8	83.9
7	9:38:55.649	1:02.930	17.924	23.494	21.512	102.9	85.7	6	9:38:08.043	1:02.233	18.257	22.665	21.311	102.1	
8	9:39:59.890	1:04.241	18.320	24.248	21.673	102.5	83.9	7	9:40:43.069	2:35.026	22.292	26.734	1:46.000	100.9	57.6
(30) Michael GORDON															
1	9:32:31.916	1:17.330	26.509	27.817	23.004	30.9	63.2	8	9:42:03.479	1:20.410	27.675	30.338	22.397	39.6	69.3
2	9:33:35.577	1:03.661	18.612	23.834	21.215	99.3	83.7	9	9:43:05.709	1:02.230	18.205	22.687	21.338	101.5	84.7
3	9:34:38.807	1:03.230	18.370	23.621	21.239	101.2	83.6	(23) Lucy HALES-MAVER							
4	9:35:42.422	1:03.615	18.496	23.539	21.580	101.4	83.9	1	9:32:53.312	1:17.292	25.308	28.427	23.557	35.3	74.6
5	9:36:45.532	1:03.110	18.251	23.316	21.543	101.8	84.3	2	9:33:59.428	1:06.116	19.214	24.973	21.929	98.1	82.4
6	9:37:48.947	1:03.415	18.530	23.093	21.792	100.9	83.1	3	9:35:02.593	1:03.165	17.738	24.094	21.333	101.5	107.6
7	9:40:00.787	2:11.840	22.488	26.715	1:22.637	97.4	64.8	4	9:36:05.665	1:03.072	17.681	23.973	21.418	101.7	0.0
8	9:41:09.659	1:08.872	21.824	23.318	23.730	48.2	84.1	5	9:37:08.317	1:02.652	18.228	22.990	21.434	101.8	83.9
9	9:42:12.294	1:02.635	18.375	22.827	21.433	98.3	83.5	6	9:38:12.232	1:03.915	17.757	24.497	21.661	100.6	107.6
10	9:43:16.470	1:04.176	18.257	23.360	22.559	99.7	84.8	7	9:39:15.823	1:03.591	18.448	23.579	21.564	100.9	83.1
(17) Angus ROSS															
1	9:32:53.312	1:17.292	25.308	28.427	23.557	35.3	74.6	8	9:40:24.838	1:09.015	20.373	26.268	22.374	93.5	81.0
2	9:33:59.428	1:06.116	19.214	24.973	21.929	98.1	82.4	9	9:41:28.808	1:03.970	18.519	23.790	21.661	101.1	83.1
3	9:35:02.593	1:03.165	17.738	24.094	21.333	101.5	107.6	10	9:42:32.331	1:03.523	17.733	24.113	21.677	100.5	
4	9:36:05.665	1:03.072	17.681	23.973	21.418	101.7	0.0	11	9:43:35.665	1:03.334	17.716	23.976	21.642	100.5	1.1
5	9:37:08.317	1:02.652	18.228	22.990	21.434	101.8	83.9								
6	9:38:12.232	1:03.915	17.757	24.497	21.661	100.6	107.6								
7	9:39:15.823	1:03.591	18.448	23.579	21.564	100.9	83.1								
8	9:40:24.838	1:09.015	20.373	26.268	22.374	93.5	81.0								
9	9:41:28.808	1:03.970	18.519	23.790	21.661	101.1	83.1								
10	9:42:32.331	1:03.523	17.733	24.113	21.677	100.5									
11	9:43:35.665	1:03.334	17.716	23.976	21.642	100.5	1.1								

Clerk of the Course

Sig : Time :
 Chief Timekeeper : Ian Sharp (SMART Timing)

Results available at www.smart-timing.co.uk and www.speed

Printed: 19/04/2026 09:46:06



Orbits



KMSC/SMRC Race meeting - AC

Scottish Fiesta ST Cup

Knockhill AC 1.271 miles

Race 8 - 1st Race

19/04/2026 11:30

Race (12 Laps)

POLE POSITION

1	1 21 Kieren PREEDY 1:01.166
2	3 1 Gerry HENDRY 1:01.694
3	5 24 Lachan MacLACHLAN 1:02.230
4	7 23 Lucy HALES-MAVER 1:02.652
5	9 32 Daniel FORBES 1:05.831

2	99 Jamie DICKIE 1:01.275
4	35 Andrew MACKIE 1:01.838
6	30 Michael GORDON 1:02.635
8	17 Angus ROSS 1:02.760



motor sport UK



RACE WITH RESPECT





Bulletin No. _____

KMSC/SMRC Race meeting - AC**Sorted on best lap time**

Scottish C1 Cup

Knockhill AC 1.271 miles

Qualifying 4

19/04/2026 10:00

Practice (12:00 Time) started at 9:46:25

Pos	No.	Name	Make/Model	CC	Class	Laps	Best Tm	Diff	Best Speed	2nd Best
1	1	Ayden WILSON	Citroen C1	1000	C1	10	1:10.583		64.841	1:10.855
2	117	Marc NISBET	Citroen C1	1000	C1	10	1:10.677	0.094	64.755	1:10.750
3	8	Henry GILLESPIE	Citroen C1	1000	C1	9	1:10.858	0.275	64.589	1:11.137
4	18	Gregor McPHADEN	Citroen C1	1000	C1	8	1:10.975	0.392	64.483	1:11.186
5	77	James McCRACKEN	Citroen C1	1000	C1	10	1:11.303	0.720	64.186	1:11.503
6	9	Matthew BALDIE	Citroen C1	1000	G	10	1:12.151	1.568	63.432	1:12.476
7	6	Kenneth DOCK	Citroen C1	1000	C1	10	1:12.783	2.200	62.881	1:13.007
8	88	Scott CHARLES	Citroen C1	1000	C1N	10	1:12.906	2.323	62.775	1:12.965
9	44	Peter EDIE	Citroen C1	1000	C1N	10	1:13.713	3.130	62.088	1:13.913
10	61	Ian COCHRANE	Citroen C1	1000	C1	9	1:15.350	4.767	60.739	1:15.537

Clerk of the Course

Sig :

Time :

Chief Timekeeper : Ian Sharp (SMART Timing)

Results available at www.smart-timing.co.uk and www.speed

Printed: 19/04/2026 10:01:14

motor
sport
UKRACE
WITH
RESPECT

Orbits

**KMSC/SMRC Race meeting - AC****Scottish C1 Cup**

Knockhill AC 1.271 miles

Qualifying 4

19/04/2026 10:00

Practice (12:00 Time) started at 9:46:25

Lap	Time of Day	Lap Tm	S1	S2	S3	SFSpd	S1Spd
(1) Ayden WILSON							
1	9:47:44.120	1:16.498	25.386	25.427	25.685	31.9	67.5
2	9:48:55.425	1:11.305	21.187	24.784	25.334	79.1	68.6
3	9:50:07.045	1:11.620	21.494	24.930	25.196	79.7	68.3
4	9:51:18.214	1:11.169	21.200	24.863	25.106	80.3	68.5
5	9:52:29.159	1:10.945	21.043	24.853	25.049	80.5	69.3
6	9:53:42.593	1:13.434	21.531	26.670	25.233	80.8	60.4
7	9:54:53.448	1:10.855	20.915	24.815	25.125	81.0	70.0
8	9:56:04.336	1:10.888	21.015	24.850	25.023	82.7	70.3
9	9:57:18.404	1:14.068	21.806	27.340	24.922	82.3	69.3
10	9:58:28.987	1:10.583	21.019	24.650	24.914	82.4	69.8

Lap	Time of Day	Lap Tm	S1	S2	S3	SFSpd	S1Spd
(117) Marc NISBET							
1	9:47:48.637	1:15.653	24.817	25.771	25.065	36.0	67.4
2	9:49:00.360	1:11.723	21.176	25.293	25.254	81.1	70.3
3	9:50:11.671	1:11.311	21.227	24.965	25.119	81.4	69.4
4	9:51:22.756	1:11.085	21.068	24.873	25.144	81.6	69.7
5	9:52:33.433	1:10.677	21.004	24.677	24.996	81.6	69.7
6	9:53:44.704	1:11.271	21.273	24.853	25.145	81.7	69.1
7	9:54:55.516	1:10.812	21.022	24.737	25.053	81.7	69.7
8	9:56:06.266	1:10.750	21.016	24.858	24.876	81.8	69.5
9	9:57:17.153	1:10.887	21.067	24.582	25.238	83.1	70.3
10	9:58:28.282	1:11.129	21.136	24.836	25.157	80.6	69.5

Lap	Time of Day	Lap Tm	S1	S2	S3	SFSpd	S1Spd
(8) Henry GILLESPIE							
1	9:47:44.564	1:16.053	24.961	25.945	25.147	34.0	68.5
2	9:48:56.409	1:11.845	21.098	25.453	25.294	81.8	69.9
3	9:50:08.013	1:11.604	21.260	25.218	25.126	81.6	69.4
4	9:51:19.150	1:11.137	21.120	24.929	25.088	81.9	69.5
5	9:52:30.008	1:10.858	20.884	24.924	25.050	82.2	70.0
6	9:53:41.990	1:11.982	21.052	25.760	25.170	82.8	69.5
7	9:54:53.200	1:11.210	20.900	25.203	25.107	81.1	70.0
8	9:56:05.412	1:12.212	20.927	26.171	25.114	81.8	70.3
9	9:57:17.778	1:12.366	21.091	26.151	25.124	83.4	70.7

Lap	Time of Day	Lap Tm	S1	S2	S3	SFSpd	S1Spd
(18) Gregor McPHADEN							
1	9:47:48.364	1:16.795	24.997	26.142	25.656	34.1	68.6
2	9:49:00.259	1:11.895	21.149	25.356	25.390	80.2	69.5
3	9:50:13.081	1:12.822	21.977	25.509	25.336	79.4	69.3
4	9:51:24.267	1:11.186	20.852	25.114	25.220	81.9	70.0
5	9:52:35.694	1:11.427	21.078	25.075	25.274	82.0	69.7
6	9:53:47.172	1:11.478	20.890	25.386	25.202	81.6	69.8
7	9:54:58.147	1:10.975	20.842	25.034	25.099	81.7	70.3
8	9:56:09.379	1:11.232	20.878	25.171	25.183	81.6	70.3

Lap	Time of Day	Lap Tm	S1	S2	S3	SFSpd	S1Spd
(77) James McCracken							
1	9:48:19.204	1:24.489	26.360	30.183	27.946	33.3	67.4
2	9:49:31.886	1:12.682	21.242	25.946	25.494	80.7	69.7
3	9:50:44.243	1:12.357	21.104	25.957	25.296	81.5	69.5
4	9:51:56.946	1:12.703	21.020	25.986	25.697	82.0	69.9
5	9:53:08.449	1:11.503	21.160	25.082	25.261	81.1	69.6
6	9:54:20.395	1:11.946	21.219	25.371	25.356	81.9	69.8
7	9:55:32.283	1:11.888	21.059	25.424	25.405	81.1	69.9
8	9:56:44.097	1:11.814	21.197	25.173	25.444	81.3	69.6
9	9:57:55.400	1:11.303	20.888	25.232	25.183	81.6	70.2
10	9:59:06.959	1:11.559	21.200	25.135	25.224	80.9	69.4

Lap	Time of Day	Lap Tm	S1	S2	S3	SFSpd	S1Spd
(9) Matthew BALDIE							
1	9:48:09.854	1:20.783	27.701	26.842	26.240	28.4	65.7
2	9:49:22.714	1:12.860	21.420	25.615	25.825	78.9	68.8
3	9:50:35.190	1:12.476	21.326	25.423	25.727	79.6	68.8
4	9:51:54.659	1:19.469	21.955	30.705	26.809	80.0	62.8
5	9:53:08.758	1:14.099	21.443	25.122	27.534	79.5	69.0
6	9:54:24.411	1:15.653	22.514	26.948	26.191	68.4	66.5
7	9:55:37.892	1:13.481	21.296	26.038	26.147	82.0	70.5
8	9:56:51.082	1:13.190	21.310	25.831	26.049	81.5	69.9
9	9:58:04.750	1:13.668	21.146	26.427	26.095	81.7	70.2
10	9:59:16.901	1:12.151	21.255	25.356	25.540	81.0	69.8

Lap	Time of Day	Lap Tm	S1	S2	S3	SFSpd	S1Spd
(6) Kenneth DOCK							
1	9:47:55.089	1:20.432	26.163	27.981	26.288	32.5	66.6
2	9:49:09.086	1:13.997	21.563	26.634	25.800	79.1	68.8
3	9:50:23.621	1:14.535	21.513	27.264	25.758	80.0	68.3

Lap	Time of Day	Lap Tm	S1	S2	S3	SFSpd	S1Spd
4	9:51:36.628	1:13.007	21.289	25.962	25.756	80.3	68.8
5	9:52:50.398	1:13.770	21.333	26.745	25.692	80.3	69.0
6	9:54:04.289	1:13.891	21.563	26.506	25.822	80.5	68.6
7	9:55:18.866	1:14.577	21.850	26.779	25.948	80.3	68.0
8	9:56:32.122	1:13.256	21.377	26.155	25.724	80.2	69.0
9	9:57:44.905	1:12.783	21.341	25.804	25.638	80.1	69.3
10	9:58:58.471	1:13.566	21.230	25.826	26.510	80.8	68.7

Lap	Time of Day	Lap Tm	S1	S2	S3	SFSpd	S1Spd
(88) Scott CHARLES							
1	9:48:14.345	1:21.630	26.403	28.649	26.578	33.2	65.8
2	9:49:29.513	1:15.168	21.936	26.927	26.305	80.0	68.1
3	9:50:43.308	1:13.795	21.506	26.203	26.086	79.4	68.7
4	9:51:57.010	1:13.702	21.493	26.192	26.017	79.7	68.9
5	9:53:10.206	1:13.196	21.403	25.960	25.833	80.1	70.0
6	9:54:23.964	1:13.758	21.496	26.001	26.261	82.1	69.3
7	9:55:37.266	1:13.302	21.257	25.965	26.080	80.1	69.7
8	9:56:50.545	1:13.279	21.256	26.001	26.022	79.8	69.3
9	9:58:03.510	1:12.965	21.255	25.844	25.866	79.9	69.5
10	9:59:16.416	1:12.906	21.296	25.754	25.856	80.0	69.0

Lap	Time of Day	Lap Tm	S1	S2	S3	SFSpd	S1Spd
(44) Peter EDIE							
1	9:48:14.388	1:22.999	27.095	28.763	27.141	31.5	65.4
2	9:49:32.072	1:17.684	22.752	28.037	26.895	73.8	69.1
3	9:50:48.144	1:16.072	22.489	27.231	26.352	74.8	68.6
4	9:52:02.567	1:14.423	21.582	26.733	26.108	79.4	69.4
5	9:53:16.848	1:14.281	21.404	26.785	26.092	79.7	68.7
6	9:54:31.145	1:14.297	21.553	26.820	25.924	80.1	69.1
7	9:55:44.858	1:13.713	21.327	26.373	26.013	79.7	69.2
8	9:56:58.771	1:13.913	21.455	26.286	26.172	79.7	69.3
9	9:58:13.068	1:14.297	21.554	26.603	26.140	79.5	69.0
10	9:59:27.191	1:14.123	21.400	26.701	26.022	79.4	69.2

Lap	Time of Day	Lap Tm	S1	S2	S3	SFSpd	S1Spd
(61) Ian COCHRANE							
1	9:48:28.170	1:23.365	27.064	28.346	27.955	31.2	62.7
2	9:49:44.711	1:16.541	22.242	27.262	27.037	74.2	66.0
3	9:51:00.724	1:16.013	21.838	27.316	26.859	76.2	65.9
4	9:52:17.082	1:16.358	22.152	27.066	27.140	77.0	65.8
5	9:53:32.432	1:15.350	21.578	27.162	26.610	77.5	66.8
6	9:54:48.315	1:15.883	22.004	26.994	26.885	78.2	66.6
7	9:56:03.852	1:15.537	21.659	27.200	26.678	78.0	67.0
8	9:57:25.255	1:21.403	22.516	29.534	29.353	78.9	65.1
9	9:58:40.822	1:15.567	22.192	26.918	26.457	77.0	67.2

Clerk of the Course

Sig : Time :
 Chief Timekeeper : Ian Sharp (SMART Timing)

Results available at www.smart-timing.co.uk and



KMSC/SMRC Race meeting - AC

Scottish C1 Cup

Knockhill AC 1.271 miles

Race 9 - 1st Race

19/04/2026 11:55

Race (10 Laps)

POLE POSITION

1	1 1 Ayden WILSON 1:10.583
2	3 8 Henry GILLESPIE 1:10.858
3	5 77 James McCRACKEN 1:11.303
4	7 6 Kenneth DOCK 1:12.783
5	9 44 Peter EDIE 1:13.713

2	117 Marc NISBET 1:10.677
4	18 Gregor McPHADEN 1:10.975
6	9 Matthew BALDIE 1:12.151
8	88 Scott CHARLES 1:12.906
10	61 Ian COCHRANE 1:15.350



motor sport UK



RACE WITH RESPECT



**KMSC/SMRC Race meeting - AC****Sorted on Laps**

Scottish Modsports Race Championship

Knockhill AC 1.271 miles

Race 6 - 2nd Race

19/04/2026 10:20

Race (12:00 and 1 Laps) started at 10:14:17

Pos	No.	Name	Make/Model	CC	Class	Laps	Total Tm	Diff	Best Tm	In Lap	2nd Best
1	10	Mark THOMSON	Radical SR10 XXR	2261	A1	14	13:12.304		54.181	2	55.167
2	1	Adam MORRISON	Mini Cooper S	2000	D	14	13:15.260	2.956	55.310	2	55.670
3	55	Fiona KINDNESS	Subaru Impreza Typ	2350	B	14	13:34.577	22.273	55.753	4	55.956
4	26	Michael BARRON	Honda Civic	2400	D	14	13:42.727	30.423	56.626	4	56.789
5	155	Adam KINDNESS	Mini Cooper S R53	1600S	D	14	14:02.774	50.470	57.432	6	57.522
6	333	Iain BLACKLEY	Ford Puma	1679T	E	13	13:18.067	1 Lap	59.780	4	59.991
7	23	Andrew COWIE	Subaru Impreza	2100	E	13	13:29.061	1 Lap	59.765	6	59.849
8	91	Craig HOUSTON	Lotus Eclat	2948	D	13	13:40.058	1 Lap	1:00.922	13	1:01.090
9	221	James STRACHAN	Ford Fiesta	2000	D	13	13:41.450	1 Lap	1:01.165	13	1:01.843
10	96	Murray DOUGLAS	Mini Cooper S	1600S	C	12	13:22.463	2 Laps	1:01.877	3	1:02.720
11	11	Ally CHALMERS	Mini Cooper	1600	G	12	13:56.655	2 Laps	1:07.407	12	1:07.755

Not classified

DNF	9	Ron CUMMING	Nemesis Kit Car	2200	A2	11	10:03.823	DNF	52.814	3	53.441
DNF	21	Louise STRACHAN	Mini Cooper S	1600S	D	10	10:03.385	DNF	58.670	5	58.887
DNF	78	David HEADEN	Caterham R400	2300	A2	8	7:49.285	DNF	56.643	5	56.678
DNF	14	Michael IMRIE	Mini R50 Cooper	1600	G	7	7:48.714	DNF	1:03.602	4	1:03.806
DNS	63	Stuart THOMSON	Seat Leon Cupra	2000	E			DNS		0	
DNS	69	Andrew PATERSON	BMW 318iS	1923	E			DNS		0	

Announcements

New Track Record (55.310) for KMSC Modsports D by Adam MORRISON.

New Track Record (59.765) for KMSC Modsports E by Andrew COWIE.

New Track Record (52.814) for KMSC Modsports A2 by Ron CUMMING.

New Track Record (55.753) for KMSC Modsports B by Fiona KINDNESS.

Margin of Victory	Avg. Speed	Best Lap Tm	Best Speed	Best Lap by
2.956	80.870	52.814	86.657	9 - Ron CUMMING

Clerk of the Course

Sig : Time :
 Chief Timekeeper : Ian Sharp (SMART Timing)

Results available at www.smart-timing.co.uk and www.specc

Printed: 19/04/2026 10:30:21



Orbits

Lap	Time of Day	Lap Tm	S1	S2	S3	SFSpd	S1Spd	Lap	Time of Day	Lap Tm	S1	S2	S3	SFSpd	S1Spd
(10) Mark THOMSON															
1	10:15:20.438	56.399				96.0		9	10:23:12.429	57.757	16.908	21.355	19.494	115.5	95.7
2	10:16:14.619	54.181				138.4		10	10:24:10.160	57.731	16.924	21.466	19.341	115.9	95.2
3	10:17:09.786	55.167				138.1		11	10:25:08.340	58.180	17.307	21.276	19.597	116.7	95.6
4	10:18:05.585	55.799				139.5		12	10:26:06.524	58.184	17.229	21.435	19.520	114.3	93.7
5	10:19:01.856	56.271				138.7		13	10:27:05.328	58.804	17.451	21.412	19.941	114.9	94.0
6	10:19:57.449	55.593				137.8		14	10:28:20.418	1:15.090	22.253	26.710	26.127	113.2	59.2
7	10:20:53.530	56.081				138.7		(333) Iain BLACKLEY							
8	10:21:48.886	55.356				136.1		1	10:15:28.528	1:02.300				82.4	
9	10:22:47.534	58.648				138.1		2	10:16:29.375	1:00.847				88.4	
10	10:23:43.128	55.594				135.8		3	10:17:29.945	1:00.570				113.7	
11	10:24:39.258	56.130				119.2		4	10:18:29.725	59.780				114.3	
12	10:25:36.845	57.587				136.4		5	10:19:29.733	1:00.008				113.5	
13	10:26:34.667	57.822				135.0		6	10:20:30.145	1:00.412				114.3	
14	10:27:29.948	55.281				128.1		7	10:21:30.136	59.991				113.9	
(1) Adam MORRISON															
1	10:15:22.018	57.780	18.258	20.937	18.585	76.1	98.4	8	10:22:30.755	1:00.619				112.2	
2	10:16:17.328	55.310	16.324	20.489	18.497	116.5	98.7	9	10:23:31.060	1:00.305				112.2	
3	10:17:13.153	55.825	16.598	20.527	18.700	116.1	98.0	10	10:24:31.582	1:00.522				115.7	
4	10:18:09.010	55.857	16.438	20.675	18.744	115.9	98.5	11	10:25:32.721	1:01.139				114.7	
5	10:19:05.025	56.015	16.372	20.654	18.989	115.5	99.1	12	10:26:34.336	1:01.615				108.6	
6	10:20:00.883	55.858	16.477	20.639	18.742	115.9	98.1	13	10:27:35.711	1:01.375				112.4	
7	10:20:57.015	56.132	16.446	20.820	18.866	116.7	98.8	(23) Andrew COWIE							
8	10:21:52.685	55.670	16.450	20.687	18.533	117.3	99.1	1	10:15:31.943	1:02.745	19.119	23.139	20.487	88.0	97.4
9	10:22:49.606	56.921	16.481	20.572	19.868	118.4	99.3	2	10:16:32.046	1:00.103	17.719	22.264	20.120	116.1	94.0
10	10:23:46.412	56.806	16.796	21.477	18.533	114.5		3	10:17:32.359	1:00.313	17.837	22.742	19.734	112.4	94.5
11	10:24:42.854	56.442	16.632	21.172	18.638	117.9	98.4	4	10:18:32.227	59.868	17.701	22.447	19.720	113.0	94.7
12	10:25:39.247	56.393	16.730	20.644	19.019	117.9	98.4	5	10:19:32.129	59.902	16.815	23.172	19.915	112.8	
13	10:26:35.734	56.487	17.068	20.886	18.533	116.3	98.3	6	10:20:31.894	59.765	17.630	22.456	19.679	111.5	93.9
14	10:27:32.904	57.170	16.920	20.490	19.760	119.0	99.0	7	10:21:31.743	59.849	17.637	22.345	19.867	113.7	94.0
(55) Fiona KINDNESS															
1	10:15:24.661	1:00.380	18.868	22.751	18.761	79.2	98.4	8	10:22:34.218	1:02.475	18.020	22.665	21.790	112.0	92.7
2	10:16:21.568	56.907	16.515	21.882	18.510	129.6	103.2	9	10:23:34.896	1:00.678	17.226	23.379	20.073	106.2	421.5
3	10:17:17.806	56.238	16.529	21.476	18.233	130.8	104.5	10	10:24:35.013	1:00.117	16.900	23.200	20.017	112.4	53.8
4	10:18:13.559	55.753	16.190	21.151	18.412	132.9	104.0	11	10:25:39.462	1:04.449	19.773	24.510	20.166	109.7	84.4
5	10:19:09.515	55.956	16.144	21.289	18.523	131.3	104.5	12	10:26:45.364	1:05.902	18.527	26.250	21.125	105.5	93.7
6	10:20:06.443	56.928	16.392	22.242	18.294	131.6	105.2	13	10:27:46.705	1:01.341	17.751	23.617	19.973	110.0	776.9
7	10:21:02.724	56.281	16.127	21.383	18.771	132.6	102.5	(91) Craig HOUSTON							
8	10:22:00.989	58.265	16.428	22.275	19.562	126.6	103.4	1	10:15:31.514	1:04.959	19.380	24.480	21.099	86.3	89.7
9	10:22:58.131	57.142	16.547	21.556	19.039	127.1	104.7	2	10:16:35.104	1:03.590	18.816	24.145	20.629	115.7	94.9
10	10:23:55.258	57.127	16.497	22.054	18.576	128.3	103.1	3	10:17:37.270	1:02.166	18.308	23.267	20.591	116.7	95.3
11	10:24:53.070	57.812	16.494	22.043	19.275	130.8	102.5	4	10:18:39.187	1:01.917	18.674	22.963	20.280	115.3	95.7
12	10:25:53.929	1:00.859	18.250	22.895	19.714	126.4	92.7	5	10:19:40.800	1:01.613	18.205	22.767	20.641	116.7	96.0
13	10:26:53.556	59.627	16.753	22.393	20.481	122.2	98.8	6	10:20:43.192	1:02.392	18.357	23.243	20.792	115.1	97.0
14	10:27:52.221	58.665	16.923	22.230	19.512	118.1	98.7	7	10:21:45.026	1:01.834	18.384	22.806	20.644	116.1	96.6
(26) Michael BARRON															
1	10:15:25.202	59.910	18.017	22.910	18.983	81.0	98.5	8	10:22:49.341	1:04.315	18.794	24.718	20.803	101.8	95.7
2	10:16:22.254	57.052	16.797	21.600	18.655	123.4	100.3	9	10:23:50.431	1:01.090	17.805	22.488	20.797	115.3	96.8
3	10:17:19.043	56.789	16.676	21.394	18.719	122.9	100.5	10	10:24:52.326	1:01.895	17.989	23.078	20.828	114.9	97.4
4	10:18:15.669	56.626	16.456	21.452	18.718	122.9	100.6	11	10:25:55.481	1:03.155	18.631	24.002	20.522	113.7	95.5
5	10:19:12.741	57.072	16.683	21.417	18.972	122.9	99.6	12	10:26:56.780	1:01.299	17.844	22.939	20.516	114.7	97.5
6	10:20:10.919	58.178	16.785	21.673	19.720	121.8	99.3	13	10:27:57.702	1:00.922	17.746	22.728	20.448	116.3	98.4
7	10:21:08.509	57.590	16.844	21.637	19.109	122.0	98.5	(221) James STRACHAN							
8	10:22:06.556	58.047	16.675	21.957	19.415	121.4	99.0	1	10:15:31.954	1:05.301	20.126	24.173	21.002	79.6	
9	10:23:05.301	58.745	17.288	21.921	19.536	120.3	99.7	2	10:16:34.625	1:02.671	18.131	23.837	20.703	111.3	94.9
10	10:24:04.571	59.270	17.167	22.682	19.421	121.1	97.0	3	10:17:36.468	1:01.843	17.747	23.726	20.370	113.0	95.5
11	10:25:01.982	57.411	16.854	21.423	19.134	121.1	97.7	4	10:18:38.324	1:01.856	17.852	23.559	20.445	113.7	93.7
12	10:26:01.427	59.445	18.018	22.252	19.175	122.0	96.6	5	10:19:40.521	1:02.197	18.106	23.303	20.788	112.4	
13	10:27:01.962	1:00.535	17.966	22.477	20.092	114.9	95.2	6	10:20:42.725	1:02.204	17.932	23.579	20.693	110.2	94.1
14	10:28:00.371	58.409	17.064	21.898	19.447	119.2	97.8	7	10:21:44.623	1:01.898	17.913	23.326	20.659	111.5	
(155) Adam KINDNESS															
1	10:15:29.432	1:01.935	18.688	23.179	20.068	88.0	95.6	8	10:22:49.212	1:04.589	18.335	24.369	21.885	107.2	
2	10:16:27.724	58.292	17.068	21.888	19.336	115.5	96.1	9	10:23:51.203	1:01.991	18.131	23.238	20.622	107.7	
3	10:17:25.888	58.164	17.085	21.689	19.390	116.8	94.8	10	10:24:53.673	1:02.470	17.857	24.056	20.557	111.7	95.2
4	10:18:23.577	57.689	16.942	21.332	19.415	116.9	96.0	11	10:25:56.058	1:02.385	18.130	23.907	20.348	111.5	95.5
5	10:19:21.099	57.522	16.864	21.342	19.316	115.9	96.0	12	10:26:57.929	1:01.871	18.138	22.768	20.965	106.9	94.9
6	10:20:18.531	57.432	16.917	21.248	19.267	117.1	95.9	13	10:27:59.094	1:01.165	17.800	23.016	20.349	110.4	95.3
7	10:21:16.725	58.194	17.068	21.633	19.423	117.3	95.3	(96) Murray DOUGLAS							
8	10:22:14.672	57.947	17.013	21.428	19.506	115.1	96.0	1	10:15:34.427	1:05.808	20.456	24.640	20.712	81.2	80.7
2	10:16:37.390	1:02.963	18.924	23.774	20.265	102.8	94.1	2	10:16:37.390	1:02.963	18.924	23.774	20.265	102.8	94.1
3	10:17:39.267	1:01.877	17.705	23.497	20.675	113.5	94.5	3	10:17:39.267	1:01.877	17.705	23.497	20.675	113.5	94.5
4	10:18:42.104	1:02.837	18.568	23.741	20.528	106.0	92.3	4	10:18:42.104	1:02.837	18.568	23.741	20.528	106.0	92.3
5	10:19:44.824	1:02.720	18.203	24.041	20.476	112.6	88.8	5	10:19:44.824	1:02.720	18.203	24.041	20.476	112.6	88.8
6	10:20:48.105	1:03.281	18.360	23.853	21.068	107.2	91.4	6	10:20:48.105	1:03.281					

Lap	Time of Day	Lap Tm	S1	S2	S3	SFSpd	S1Spd	Lap	Time of Day	Lap Tm	S1	S2	S3	SFSpd	S1Spd
7	10:21:52.440	1:04.335	18.593	23.530	22.212	100.5	92.4								
8	10:22:59.562	1:07.122	19.771	24.968	22.383	98.5	85.9								
9	10:24:07.899	1:08.337	20.417	24.989	22.931	88.0	84.1								
10	10:25:16.454	1:08.555	20.021	25.587	22.947	90.1	82.2								
11	10:26:31.316	1:14.862	24.115	27.087	23.660	87.7	69.7								
12	10:27:40.107	1:08.791	21.183	24.973	22.635	86.9	71.5								

(11) Ally CHALMERS

1	10:15:39.811	1:10.651	21.866	24.736	24.049	69.8	75.4
2	10:16:48.012	1:08.201	20.044	24.192	23.965	90.7	76.7
3	10:17:57.041	1:09.029	19.889	24.610	24.530	89.7	76.0
4	10:19:05.086	1:08.045	19.866	24.106	24.073	89.8	75.5
5	10:20:15.214	1:10.128	19.859	25.900	24.369	90.3	75.9
6	10:21:24.405	1:09.191	19.921	25.378	23.892	90.8	75.7
7	10:22:32.160	1:07.755	19.462	24.206	24.087	90.4	77.3
8	10:23:40.536	1:08.376	20.067	24.490	23.819	89.7	
9	10:24:48.990	1:08.454	20.303	24.544	23.607	90.2	75.1
10	10:25:56.761	1:07.771	20.202	23.901	23.668	90.2	75.0
11	10:27:06.892	1:10.131	20.637	24.183	25.311	90.2	75.3
12	10:28:14.299	1:07.407	19.804	23.847	23.756	90.1	75.8

(9) Ron CUMMING

1	10:15:19.037	55.794	17.258	20.619	17.917	83.6	114.5
2	10:16:12.478	53.441	15.774	19.903	17.764	136.1	117.5
3	10:17:05.292	52.814	15.098	19.918	17.798	133.9	117.7
4	10:17:58.994	53.702	15.589	20.015	18.098	134.2	115.1
5	10:18:53.428	54.434	15.539	20.186	18.709	135.3	114.9
6	10:19:48.315	54.887	15.425	20.776	18.686	135.6	116.1
7	10:20:42.650	54.335	15.590	20.392	18.353	136.1	113.0
8	10:21:36.209	53.559	15.494	20.124	17.941	135.3	115.9
9	10:22:31.116	54.907	15.486	21.163	18.258	134.5	113.2
10	10:23:25.541	54.425	15.659	20.478	18.288	133.4	114.5
11	10:24:21.467	55.926	15.811	20.223	19.892	129.3	116.3

(21) Louise STRACHAN

1	10:15:28.529	1:02.218	18.904	23.047	20.267	75.7	95.9
2	10:16:27.565	59.036	17.335	21.974	19.727	110.9	97.7
3	10:17:27.126	59.561	17.522	22.167	19.872	109.3	96.8
4	10:18:26.018	58.892	17.254	21.998	19.640	108.9	95.6
5	10:19:24.688	58.670	17.249	21.617	19.804	109.1	92.9
6	10:20:23.967	59.279	17.166	21.846	20.267	110.9	95.1
7	10:21:23.741	59.774	17.466	22.073	20.235	110.0	96.1
8	10:22:22.909	59.168	17.454	21.664	20.050	111.1	93.6
9	10:23:21.796	58.887	17.333	21.601	19.953	110.2	95.7
10	10:24:21.029	59.233	17.320	21.859	20.054	110.4	93.9

(78) David HEADEN

1	10:15:28.731	1:01.687	18.694	23.410	19.583	87.2	
2	10:16:26.168	57.437	16.229	21.864	19.344	125.7	
3	10:17:23.210	57.042	16.139	21.821	19.082	128.1	
4	10:18:19.942	56.732	16.088	21.684	18.960	127.3	
5	10:19:16.585	56.643	16.085	21.813	18.745	130.8	107.9
6	10:20:13.343	56.758	15.951	21.757	19.050	130.8	106.9
7	10:21:10.021	56.678	15.777	21.968	18.933	128.8	106.7
8	10:22:06.929	56.908	15.764	21.866	19.278	128.8	

(14) Michael IMRIE

1	10:15:34.790	1:06.295	20.261	24.108	21.926	74.4	81.2
2	10:16:39.363	1:04.573	18.919	23.881	21.773	97.0	80.8
3	10:17:43.401	1:04.038	18.654	23.490	21.894	97.7	81.2
4	10:18:47.003	1:03.602	18.693	23.265	21.644	96.7	81.6
5	10:19:50.809	1:03.806	18.875	23.237	21.694	97.3	81.4
6	10:20:56.634	1:05.825	19.075	23.870	22.880	96.7	78.9
7	10:22:06.358	1:09.724	19.659	24.621	25.444	90.7	75.3

Clerk of the Course

Sig : Time :
Chief Timekeeper : Ian Sharp (SMART Timing)

Results available at www.smart-timing.co.uk and www.speed

Printed: 19/04/2026 10:30:41



Orbits



KMSC/SMRC Race meeting - AC

Lapchart

Scottish Modsports Race Championship

Knockhill AC 1.271 miles

Race 6 - 2nd Race

19/04/2026 10:20

Race (12:00 and 1 Laps) started at 10:14:17



Competitors	Laps															
	0	1	2	3	4	5	6	7	8	9	10	11	12	13	14	
Ron CUMMING (9)	1	9	9	9	9	9	9	9	9	9	9	9	9	10	10	10
Mark THOMSON (10)	2	10	10	10	10	10	10	10	10	10	10	10	10	1	1	1
Adam MORRISON (1)	3	1	1	1	1	1	1	1	1	1	1	1	1	55	55	55
Fiona KINDNESS (55)	4	55	55	55	55	55	55	55	55	55	55	55	55	26	26	26
Michael BARRON (26)	5	26	26	26	26	26	26	26	26	26	26	26	26	155	155	155
Iain BLACKLEY (333)	6	333	333	78	78	78	78	78	78	78	155	155	155	333	333	
Louise STRACHAN (21)	7	21	21	21	155	155	155	155	155	155	21	21	333	23	23	
Craig HOUSTON (91)	8	91	78	155	21	21	21	21	21	21	333	333	23	91	91	
James STRACHAN (221)	9	221	155	333	333	333	333	333	333	333	23	23	91	221	221	
David HEADEN (78)	10	78	91	23	23	23	23	23	23	23	91	91	221	96		
Adam KINDNESS (155)	11	155	23	221	221	221	221	221	221	221	221	221	96	11		
Michael IMRIE (14)	12	14	221	91	91	91	91	91	91	91	96	96	11			
Murray DOUGLAS (96)	13	96	96	96	96	96	96	96	96	96	11	11				
Ally CHALMERS (11)	14	11	14	14	14	14	14	14	14	14	11					
Andrew COWIE (23)	15	23	11	11	11	11	11	11	11							
-	16															
-	17															

Clerk of the Course

Sig : Time :

Chief Timekeeper : Ian Sharp (SMART Timing)

Results available at www.smart-timing.co.uk and www.speed





KMSC/SMRC Race meeting - AC

Scottish Modsports Race Championship

Knockhill AC 1.271 miles

Race 12 - 3rd Race

19/04/2026 14:25

Race (12:00 and 1 Laps)

POLE POSITION

1	1 10 Mark THOMSON
2	3 55 Fiona KINDNESS
3	5 155 Adam KINDNESS
4	7 23 Andrew COWIE
5	9 221 James STRACHAN
6	11 11 Ally CHALMERS
7	13 21 Louise STRACHAN
8	15 14 Michael IMRIE
9	17 69 Andrew PATERSON

2	1 Adam MORRISON
4	26 Michael BARRON
6	333 Iain BLACKLEY
8	91 Craig HOUSTON
10	96 Murray DOUGLAS
12	9 Ron CUMMING
14	78 David HEADEN
16	63 Stuart THOMSON

Clerk of the Course

Sig : Time :
Chief Timekeeper : Ian Sharp (SMART Timing)

Results available at www.smart-timing.co.uk and www.speed

Printed: 19/04/2026 10:31:46



RACE WITH RESPECT



Orbits

**KMSC/SMRC Race meeting - AC****Sorted on Laps**

Scottish Legends Cars Championship

Knockhill AC 1.271 miles

Race 7 - Heat 2a - AMENDED RESULT

19/04/2026 10:45

Race (8 Laps) started at 10:48:31

Pos	No.	Name	Make/Model	CC	Class	Laps	Total Tm	Diff	Best Tm	In Lap	2nd Best
1	77	Michael WEDDELL	Legend Coupe	890	SC	8	8:00.843		58.191	7	58.535
2	97	Jamie BLAKE	Legend Coupe	890	SC	8	8:02.422	1.579	58.003	5	58.308
3	2	David ALLAN	34 Coupe	890	SC	8	8:05.187	4.344	59.288	5	59.306
4	24	Matthew PAPE	Legend 34 Coupe	950	SC	8	8:06.096	5.253	58.276	7	58.382
5	95	Maxim POPELYUSHKO	Legend Coupe	847	SC	8	8:10.356	9.513	59.038	5	59.384
6	1	Ben MASON	Ford Coupe	847	SC	8	8:10.369	9.526	57.896	7	58.042
7	14	Daniel CLARK	Legend Coupe	890	SC	8	8:17.906	17.063	59.066	5	59.523
8	305	Carlos PEREZ	Ford Coupe	890	SC	8	8:19.607	18.764	59.115	7	59.125
9	48	Declan BURKE	Legend Coupe	1250	SC	8	8:19.669	18.826	1:01.170	5	1:01.200
10	85	Mark BEATY	Legend 34 Coupe	890	SC	8	8:19.834	18.991	59.058	6	59.101
11	68	Nick BRIDGEMAN	Legend 34 Coupe	1250	SC	8	8:20.186	19.343	58.644	7	58.899
12	94	Angus SCRIVENER	Legend 34 Coupe	899	SCR	8	8:20.261	19.418	58.941	5	59.328
13	555	Ewan ROBERTSON	Legend Coupe	900	SC	8	8:21.968	21.125	1:00.261	4	1:00.350
14	6	Gary ATKINSON	Ford Coupe	890	SC	8	8:22.221	21.378	59.635	7	59.987
15	13	Scott SMITH	Legends Sedan	1250	KC	8	8:25.189	24.346	59.756	5	1:00.263
16	333	Bill READ	Legend Coupe	890	SC	8	8:28.034	27.191	1:01.055	6	1:01.491
17	43	Aiden McANDREW-DOWI	Legend 37 Sedan	1250	LT	8	8:32.259	31.416	1:00.856	4	1:01.224
18	27	Grant HUNTER	Legend Coupe	890	SC	8	8:32.830	31.987	59.556	5	59.854
19	7	Christopher WALLACE	Ford Coupe	1250	KC	8	8:32.927	32.084	1:01.642	5	1:01.926
20	9	Colin ATKINSON	Ford Coupe	899	SC	8	8:33.581	32.738	59.443	5	59.729
21	127	Phil ROWLANDS	Legend Coupe	890	SC	8	8:34.176	33.333	1:01.152	5	1:01.390
22	55	Stuart McANDREW	Legend Coupe	1250	SC	8	8:34.768	33.925	59.349	6	59.920
23	17	Ronald WILKINSON	Legend Coupe	1250	SC	8	8:34.840	33.997	1:01.411	7	1:01.428
24	236	Darryl LAWS	Legend Coupe	890	SC	8	8:35.063	34.220	1:01.332	4	1:01.407
25	44	Harry IRVINE	Legend 37 Sedan	1250	KCR LT	8	8:36.212	35.369	1:01.379	4	1:01.389
26	733	Keith ATKINSON	Legend Coupe	1250	SC	8	8:46.581	45.738	1:00.627	5	1:01.088
27	66	Alastair CALDERWOOD	Legend Sedan	900	SC	8	9:01.307	1:00.464	1:03.199	4	1:04.229
28	5	Richard DUNBAR	Ford Coupe	1250	KCR	7	8:55.429	1 Lap	1:04.940	2	1:05.662
Not classified											
DNF	15	Elby CLARK	Legend Coupe	890	SC	3	3:11.355	DNF	1:01.996	1	1:02.081
DNF	22	Chris DEWEY	Legend Coupe	1250	SC		4.850	DNF		0	
DQ	51	Murray SCOTT	Legend Coupe	950	SC	8	8:02.470	DQ	58.555	6	58.871
DQ	12	Colin REID	Ford Coupe	890	KCR	8	8:22.497	DQ	59.865	6	59.882

Announcements

AMENDED RESULT 13:01 - Car No.51 Disqualified - Yellow Flag infringement NCR Ch12 App8 Art 1.7 e/f

AMENDED RESULT 14:23 - Car No.12 Disqualified - Yellow Flag infringement NCR Ch12 App8 Art 1.7 e/f

AMENDED RESULT 15:10 - Car No.9 - Racetime includes 15 second penalty - NCR Ch2 AppA Art1.3

Margin of Victory	Avg. Speed	Best Lap Tm	Best Speed	Best Lap by
1.579	76.144	57.896	79.050	1 - Ben MASON

Clerk of the Course

Sig : Time :
 Chief Timekeeper : Ian Sharp (SMART Timing)

Results available at www.smart-timing.co.uk and [www.spee](http://www.speec)

Printed: 19/04/2026 15:21:18

**Orbits**

KMSC/SMRC Race meeting - AC

Scottish Legends Cars Championship

Knockhill AC 1.271 miles

Race 7 - Heat 2a - AMENDED RESULT

19/04/2026 10:45

Race (8 Laps) started at 10:48:31

Lap	Time of Day	Lap Tm	S1	S2	S3	SFSpd
(77) Michael WEDDELL						
1	10:49:38.834	1:01.109	18.697	22.711	19.701	86.9
2	10:50:39.271	1:00.437	17.706	22.792	19.939	112.0
3	10:51:38.509	59.238	17.564	21.698	19.976	110.2
4	10:52:37.317	58.808	17.456	21.449	19.903	106.5
5	10:53:36.349	59.032	17.517	21.456	20.059	106.7
6	10:54:34.884	58.535	17.345	21.289	19.901	106.4
7	10:55:33.075	58.191	17.159	21.153	19.879	107.4
8	10:56:32.775	59.700	17.178	22.344	20.178	107.2

Lap	Time of Day	Lap Tm	S1	S2	S3	SFSpd
(97) Jamie BLAKE						
1	10:49:41.104	1:03.444	19.615	23.790	20.039	88.8
2	10:50:42.559	1:01.455	18.259	23.101	20.095	111.8
3	10:51:41.776	59.217	17.111	22.301	19.805	110.9
4	10:52:40.408	58.632	17.333	21.353	19.946	108.2
5	10:53:38.411	58.003	17.243	21.113	19.647	108.2
6	10:54:37.471	59.060	17.361	21.742	19.957	112.0
7	10:55:35.779	58.308	17.356	21.213	19.739	109.1
8	10:56:34.354	58.575	17.206	21.747	19.622	109.8

Lap	Time of Day	Lap Tm	S1	S2	S3	SFSpd
(2) David ALLAN						
1	10:49:37.873	1:01.315	18.350	22.449	20.516	84.8
2	10:50:39.192	1:01.319	17.820	23.150	20.349	105.3
3	10:51:39.420	1:00.228	17.707	22.728	19.793	107.2
4	10:52:38.726	59.306	17.359	22.023	19.924	111.7
5	10:53:38.014	59.288	17.395	21.889	20.004	111.5
6	10:54:37.487	59.473	17.526	21.779	20.168	110.2
7	10:55:37.192	59.705	18.028	21.748	19.929	108.2
8	10:56:37.119	59.927	17.159	22.492	20.276	109.7

Lap	Time of Day	Lap Tm	S1	S2	S3	SFSpd
(24) Matthew PAPE						
1	10:49:41.492	1:03.121	19.421	23.770	19.930	94.8
2	10:50:45.385	1:03.893	18.059	25.766	20.068	114.1
3	10:51:44.350	58.965	17.233	21.994	19.738	110.9
4	10:52:43.963	59.613	17.487	22.058	20.068	113.9
5	10:53:42.568	58.605	16.831	21.747	20.027	110.6
6	10:54:41.370	58.802	16.982	21.863	19.957	110.4
7	10:55:39.646	58.276	16.915	21.483	19.878	111.1
8	10:56:38.028	58.382	16.856	21.746	19.780	111.1

Lap	Time of Day	Lap Tm	S1	S2	S3	SFSpd
(95) Maxim POPELYUSHKO						
1	10:49:40.591	1:03.516	18.780	24.179	20.557	85.2
2	10:50:41.862	1:01.271	17.344	23.695	20.232	109.7
3	10:51:43.795	1:01.933	17.290	24.103	20.540	108.9
4	10:52:44.517	1:00.722	17.287	23.333	20.102	109.5
5	10:53:43.555	59.038	16.462	22.656	19.920	110.6
6	10:54:42.939	59.384	16.607	22.668	20.109	109.1
7	10:55:42.409	59.470	16.791	22.731	19.948	108.9
8	10:56:42.288	59.879	16.718	22.805	20.356	107.2

Lap	Time of Day	Lap Tm	S1	S2	S3	SFSpd
(1) Ben MASON						
1	10:49:43.068	1:04.418	18.741	25.246	20.431	94.7
2	10:50:49.694	1:06.626	17.363	27.468	21.795	113.4
3	10:51:48.926	59.232	17.148	22.127	19.957	112.2
4	10:52:48.680	59.754	17.164	22.236	20.354	107.0
5	10:53:46.722	58.042	17.089	21.186	19.767	108.1
6	10:54:45.004	58.282	16.336	22.019	19.927	108.2
7	10:55:42.900	57.896	16.311	21.929	19.656	108.2
8	10:56:42.301	59.401	17.092	22.254	20.055	109.1

Lap	Time of Day	Lap Tm	S1	S2	S3	SFSpd
(14) Daniel CLARK						
1	10:49:43.340	1:05.296	19.440	25.760	20.096	88.4
2	10:50:49.759	1:06.419	16.990	28.441	20.988	112.6
3	10:51:50.883	1:01.124	17.582	22.769	20.773	107.9
4	10:52:50.406	59.523	16.580	22.582	20.361	112.6
5	10:53:49.472	59.066	17.185	21.868	20.013	110.7
6	10:54:49.451	59.979	17.397	22.291	20.291	111.1
7	10:55:49.473	1:00.022	16.544	22.736	20.742	110.0
8	10:56:49.838	1:00.365	17.611	22.477	20.277	107.2

Lap	Time of Day	Lap Tm	S1	S2	S3	SFSpd
(305) Carlos PEREZ						
1	10:49:45.732	1:06.776	19.791	24.738	22.247	94.5
2	10:50:51.432	1:05.700	17.495	26.185	22.020	107.9

Lap	Time of Day	Lap Tm	S1	S2	S3	SFSpd
3	10:51:51.750	1:00.318	17.521	22.680	20.117	112.0
4	10:52:51.532	59.782	17.309	22.433	20.040	113.9
5	10:53:50.657	59.125	17.214	21.869	20.042	111.3
6	10:54:50.871	1:00.214	17.329	22.419	20.466	110.6
7	10:55:49.986	59.115	17.190	22.038	19.887	110.2
8	10:56:51.539	1:01.553	17.522	23.535	20.496	110.7

Lap	Time of Day	Lap Tm	S1	S2	S3	SFSpd
(48) Declan BURKE						
1	10:49:40.984	1:03.598	19.646	23.415	20.537	88.0
2	10:50:42.661	1:01.677	18.095	23.096	20.486	110.2
3	10:51:44.269	1:01.608	17.883	23.056	20.669	106.0
4	10:52:45.761	1:01.492	17.931	22.899	20.662	108.6
5	10:53:46.931	1:01.170	17.737	22.538	20.895	106.5
6	10:54:48.131	1:01.200	17.839	22.612	20.749	104.7
7	10:55:49.587	1:01.456	17.825	22.554	21.077	105.3
8	10:56:51.601	1:02.014	17.804	23.464	20.746	103.6

Lap	Time of Day	Lap Tm	S1	S2	S3	SFSpd
(85) Mark BEATY						
1	10:49:45.962	1:08.367			20.703	85.9
2	10:50:51.548	1:05.586	17.590	26.189	21.807	110.7
3	10:51:52.131	1:00.583	17.537	22.798	20.248	111.7
4	10:52:52.392	1:00.261	17.382	22.794	20.085	111.1
5	10:53:52.197	59.805	17.161	22.479	20.165	110.7
6	10:54:51.255	59.058	17.294	21.692	20.072	108.4
7	10:55:50.356	59.101	17.259	21.844	19.998	109.7
8	10:56:51.766	1:01.410	17.370	23.559	20.481	111.7

Lap	Time of Day	Lap Tm	S1	S2	S3	SFSpd
(68) Nick BRIDGEMAN						
1	10:49:48.180	1:09.867	19.708	29.521	20.638	90.1
2	10:50:52.168	1:03.988	17.084	25.866	21.038	111.8
3	10:51:52.927	1:00.759	16.620	24.046	20.093	111.3
4	10:52:53.509	1:00.582	16.765	23.450	20.367	111.3
5	10:53:52.408	58.899	16.490	22.486	19.923	112.2
6	10:54:52.351	59.943	16.824	23.228	19.891	110.2
7	10:55:50.995	58.644	16.330	22.457	19.857	112.8
8	10:56:52.118	1:01.123	16.620	23.909	20.594	111.1

Lap	Time of Day	Lap Tm	S1	S2	S3	SFSpd
(94) Angus SCRIVENER						
1	10:49:47.384	1:07.722	19.999	26.712	21.011	92.2
2	10:50:52.300	1:04.916	18.296	25.705	20.915	111.8
3	10:51:53.107	1:00.807	17.511	23.260	20.036	112.2
4	10:52:53.593	1:00.486	17.546	22.716	20.224	113.0
5	10:53:52.534	58.941	17.573	21.761	19.607	111.1
6	10:54:53.179	1:00.645	17.573	22.915	20.157	109.5
7	10:55:52.865	59.686	17.164	22.343	20.179	111.3
8	10:56:52.193	59.328	17.104	21.913	20.311	114.1

Lap	Time of Day	Lap Tm	S1	S2	S3	SFSpd
(555) Ewan ROBERTSON						
1	10:49:42.998	1:04.615	19.749	24.302	20.564	94.4
2	10:50:50.597	1:07.599	18.073	28.029	21.497	111.3
3	10:51:51.197	1:00.600	17.904	22.506	20.190	108.2
4	10:52:51.458	1:00.261	17.676	22.330	20.255	110.9
5	10:53:51.808	1:00.350	17.769	22.275	20.306	109.1
6	10:54:52.176	1:00.368	17.744	22.375		

KMSC/SMRC Race meeting - AC

Scottish Legends Cars Championship

Knockhill AC 1.271 miles

Race 7 - Heat 2a - AMENDED RESULT

19/04/2026 10:45

Race (8 Laps) started at 10:48:31

Lap	Time of Day	Lap Tm	S1	S2	S3	SFSpd
7	10:55:56.858	1:00.752	17.741	22.530	20.481	109.1
8	10:56:57.121	1:00.263	17.668	22.173	20.422	106.0

(333) Bill READ

1	10:49:40.552	1:04.059	19.573	23.582	20.904	82.1
2	10:50:48.208	1:07.656	18.884	27.399	21.373	106.4
3	10:51:50.794	1:02.586	18.144	23.356	21.086	104.0
4	10:52:53.513	1:02.719	18.330	23.830	20.559	109.3
5	10:53:55.004	1:01.491	17.995	22.943	20.553	108.9
6	10:54:56.059	1:01.055	17.888	22.509	20.658	108.4
7	10:55:57.663	1:01.604	17.855	23.162	20.587	107.9
8	10:56:59.966	1:02.303	18.155	23.287	20.861	107.7

(43) Aiden McANDREW-DOWEN

1	10:49:50.500	1:09.542	21.548	26.736	21.258	93.5
2	10:50:54.500	1:04.000	18.129	24.903	20.968	110.7
3	10:51:57.089	1:02.589	18.558	23.101	20.930	112.8
4	10:52:57.945	1:00.856	18.193	22.356	20.307	109.5
5	10:53:59.881	1:01.936	17.943	23.454	20.539	113.4
6	10:55:01.473	1:01.592	17.657	23.250	20.685	105.3
7	10:56:02.967	1:01.494	17.848	22.960	20.686	110.7
8	10:57:04.191	1:01.224	17.623	22.760	20.841	110.9

(27) Grant HUNTER

1	10:49:42.240	1:04.232	19.437	24.310	20.485	92.3
2	10:51:03.657	1:21.417	17.653	27.654	36.110	109.8
3	10:52:04.026	1:00.369	17.514	22.337	20.518	105.3
4	10:53:04.050	1:00.024	17.523	22.053	20.448	107.2
5	10:54:03.606	59.556	17.404	21.975	20.177	107.2
6	10:55:03.585	59.979	17.374	22.051	20.554	108.2
7	10:56:03.439	59.854	17.375	22.291	20.188	109.8
8	10:57:04.762	1:01.323	17.728	23.177	20.418	111.5

(7) Christopher WALLACE

1	10:49:45.662	1:08.141	19.745	25.845	22.551	82.6
2	10:50:52.767	1:07.105	17.868	27.427	21.810	104.0
3	10:51:55.165	1:02.398	17.260	23.963	21.175	106.0
4	10:52:57.153	1:01.988	17.650	23.480	20.858	103.7
5	10:53:58.795	1:01.642	17.369	23.253	21.020	103.9
6	10:55:00.751	1:01.956	17.772	23.173	21.011	104.2
7	10:56:02.677	1:01.926	17.068	23.718	21.140	105.2
8	10:57:04.859	1:02.182	17.301	24.128	20.753	101.7

(9) Colin ATKINSON

1	10:49:42.763	1:04.812	19.601	24.686	20.525	87.5
2	10:50:49.706	1:06.943	17.321	27.654	21.968	110.0
3	10:51:50.297	1:00.591	17.491	22.650	20.450	108.2
4	10:52:50.026	59.729	17.340	22.042	20.347	107.9
5	10:53:49.469	59.443	17.187	21.991	20.265	107.7
6	10:54:49.564	1:00.095	17.380	22.685	20.030	107.4
7	10:55:49.652	1:00.088	17.460	22.064	20.564	111.7
8	10:56:50.513	1:00.861	17.537	23.072	20.252	109.8

(127) Phil ROWLANDS

1	10:49:48.206	1:08.815	21.414	26.388	21.013	93.1
2	10:50:54.124	1:05.918	18.628	26.101	21.189	109.8
3	10:51:56.360	1:02.236	18.709	22.947	20.580	110.7
4	10:52:57.750	1:01.390	17.931	22.894	20.565	112.0
5	10:53:58.902	1:01.152	17.767	22.753	20.632	111.1
6	10:55:00.381	1:01.479	18.216	22.063	21.200	108.6
7	10:56:03.032	1:02.651	18.185	23.492	20.974	105.7
8	10:57:06.108	1:03.076	18.222	24.056	20.798	106.0

(55) Stuart McANDREW

1	10:49:45.850	1:07.603	20.315	25.629	21.659	92.4
2	10:51:03.929	1:18.079	18.003	26.702	33.374	105.3
3	10:52:04.517	1:00.588	17.752	22.488	20.348	108.1
4	10:53:04.437	59.920	17.456	22.191	20.273	111.5
5	10:54:04.427	59.990	17.377	22.305	20.308	109.8
6	10:55:03.776	59.349	17.234	22.037	20.078	109.5
7	10:56:04.462	1:00.686	17.411	22.891	20.384	112.6
8	10:57:06.700	1:02.238	17.347	24.138	20.753	110.4

(17) Ronald WILKINSON

Lap	Time of Day	Lap Tm	S1	S2	S3	SFSpd
1	10:49:47.192	1:07.841	20.005	25.717	22.119	93.1
2	10:50:53.170	1:05.978	17.930	26.896	21.152	104.5
3	10:51:56.150	1:02.980	18.440	23.754	20.786	110.4
4	10:52:57.578	1:01.428	17.810	22.796	20.822	108.8
5	10:53:59.684	1:02.106	17.785	23.734	20.587	109.1
6	10:55:01.975	1:02.291	17.893	23.868	20.530	108.6
7	10:56:03.386	1:01.411	17.839	22.980	20.592	108.6
8	10:57:06.772	1:03.386	18.218	24.195	20.973	109.5

(236) Darryl LAWS

1	10:49:49.746	1:09.372	20.580	27.485	21.307	92.4
2	10:50:55.262	1:05.516	18.397	26.077	21.042	107.5
3	10:51:57.528	1:02.266	18.155	23.486	20.625	109.5
4	10:52:58.860	1:01.332	18.179	22.790	20.363	110.0
5	10:54:00.415	1:01.555	17.404	23.583	20.568	109.3
6	10:55:02.979	1:02.564	18.144	23.843	20.577	108.4
7	10:56:04.386	1:01.407	17.882	22.944	20.581	108.1
8	10:57:06.995	1:02.609	18.158	23.914	20.537	110.6

(44) Harry IRVINE

1	10:49:50.468	1:10.235	21.985	26.554	21.696	91.2
2	10:50:55.882	1:05.414	19.398	24.707	21.309	106.7
3	10:51:58.071	1:02.189	18.173	23.202	20.814	107.2
4	10:52:59.450	1:01.579	17.989	22.823	20.567	107.0
5	10:54:01.250	1:01.800	17.999	23.031	20.770	106.2
6	10:55:03.701	1:02.451	17.770	23.662	21.019	106.0
7	10:56:05.090	1:01.389	18.067	22.657	20.665	105.2
8	10:57:08.144	1:03.054	17.913	24.060	21.081	107.9

(733) Keith ATKINSON

1	10:49:54.956	1:17.061			21.792	87.7
2	10:50:57.544	1:02.588	18.193	22.962	21.433	106.5
3	10:51:58.632	1:01.088	17.346	23.182	20.560	108.4
4	10:52:59.908	1:01.276	18.095	22.618	20.563	108.1
5	10:54:00.535	1:00.627	17.754	22.493	20.380	108.2
6	10:55:02.476	1:01.941	17.508	23.787	20.646	109.1
7	10:56:04.346	1:01.870	17.504	23.047	21.319	107.2
8	10:57:18.513	1:14.167	18.572	23.847	31.748	107.5

(66) Alastair CALDERWOOD

1	10:49:53.994	1:12.727	23.794	27.253	21.680	89.1
2	10:51:04.885	1:10.891	23.532	24.967	22.392	104.5
3	10:52:09.114	1:04.229	18.251	24.159	21.819	105.3
4	10:53:12.313	1:03.199	18.009	23.919	21.271	104.4
5	10:54:16.952	1:04.639	18.657	24.405	21.577	102.8
6	10:55:22.294	1:05.342	18.846	24.917	21.579	104.0
7	10:56:28.019	1:05.725	18.559	24.525	22.641	103.6
8	10:57:33.239	1:05.220	19.417	24.265	21.538	97.8

(5) Richard DUNBAR

1	10:49:52.334	1:11.453	20.703	28.925	21.825	85.3
2	10:50:57.274	1:04.940	18.154	25.201	21.585	106.2
3	10:52:04.223	1:06.949	18.304	24.948	23.697	106.0
4	10:53:10.682	1:06.459	17.941	26.754	21.764	102.8
5	10:54:16.663	1:05.981	18.328	25.512	22.141	102.8
6	10:55:22.325	1:05.662	18.170	25.242	22.250	101.8
7	10:57:27.361	2:05.036	18.131	1:24.536	22.369	101.5

(15) Elby CLARK

1	10:49:38.559	1:01.996	18.087	23.596	20.313	83.9
2	10:50:41.206	1:02.647	17.984	24.398	20.265	108.8
3	10:51:43.287	1:02.081	18.069	23.654	20.358	108.8

(51) Murray SCOTT

1	10:49:38.619	1:01.685	18.872	22.688	20.125	86.3
2	10:50:39.237	1:00.618	17.594	22.829	20.195	109.5
3	10:51:39.189	59.952	17.854	22.165	19.933	106.7
4	10:52:38.205	59.016	17.349	21.800	19.867	107.4
5	10:53:37.076	58.871	17.343	21.648	19.880	107.2
6	10:54:35.631	58.555	17.093	21.575	19.887	107.2
7	10:55:34.551	58.920	17.183	21.617	20.120	107.7
8	10:56:34.402	59.851	17.235	22.387	20.229	106.4

(12) Colin REID

Clerk of the Course

Sig : Time :
 Chief Timekeeper : Ian Sharp (SMART Timing)
 Results available at www.smart-timing.co.uk and www.speed





KMSC/SMRC Race meeting - AC

Scottish Legends Cars Championship
Race 7 - Heat 2a - AMENDED RESULT
Race (8 Laps) started at 10:48:31

Knockhill AC 1.271 miles
19/04/2026 10:45



Lap	Time of Day	Lap Tm	S1	S2	S3	SFSpd
1	10:49:47.345	1:06.890	19.954	25.597	21.339	94.4
2	10:50:51.644	1:04.299	17.692	25.065	21.542	108.8
3	10:51:52.726	1:01.082	17.853	23.171	20.058	108.8
4	10:52:54.009	1:01.283	17.979	22.913	20.391	111.3
5	10:53:53.926	59.917	17.466	22.111	20.340	112.6
6	10:54:53.791	59.865	17.592	21.989	20.284	110.7
7	10:55:53.673	59.882	17.610	22.189	20.083	111.8
8	10:56:54.429	1:00.756	17.638	22.819	20.299	112.0

Lap	Time of Day	Lap Tm	S1	S2	S3	SFSpd
-----	-------------	--------	----	----	----	-------

Clerk of the Course

Sig : Time :
Chief Timekeeper : Ian Sharp (SMART Timing)
Results available at www.smart-timing.co.uk and www.speed



motor sport UK

RACE WITH RESPECT





KMSC/SMRC Race meeting - AC

Lapchart

Scottish Legends Cars Championship

Knockhill AC 1.271 miles

Race 7 - Heat 2a

19/04/2026 10:45

Race (8 Laps) started at 10:48:31



Competitors	Laps									
	0	1	2	3	4	5	6	7	8	
Bill READ (333)	1	333	2	2	77	77	77	77	77	77
David ALLAN (2)	2	2	15	51	51	51	51	51	51	97
Elby CLARK (15)	3	15	51	77	2	2	2	97	97	51
Chris DEWEY (22)	4	22	77	15	97	97	97	2	2	2
Murray SCOTT (51)	5	51	333	95	15	24	24	24	24	24
Gary ATKINSON (6)	6	6	95	97	95	95	95	95	95	95
Maxim POPELYUSHKO (95)	7	95	48	48	48	48	1	1	1	1
Declan BURKE (48)	8	48	6	24	24	1	48	48	14	14
Christopher WALLACE (7)	9	7	97	333	1	9	9	14	48	9
Mark BEATY (85)	10	85	24	1	9	14	14	9	9	305
Jamie BLAKE (97)	11	97	27	9	333	555	305	305	305	48
Michael WEDDELL (77)	12	77	9	14	14	305	555	85	85	85
Keith ATKINSON (733)	13	733	555	555	555	6	85	555	68	68
Colin ATKINSON (9)	14	9	1	6	6	85	6	68	555	94
Grant HUNTER (27)	15	27	14	305	305	68	68	94	94	555
Daniel CLARK (14)	16	14	7	85	85	333	94	6	6	6
Stuart McANDREW (55)	17	55	305	12	12	94	12	12	12	12
Nick BRIDGEMAN (68)	18	68	55	68	68	12	333	333	13	13
Matthew PAPE (24)	19	24	85	94	94	13	13	13	333	333
Ewan ROBERTSON (555)	20	555	13	7	13	7	7	127	7	43
Ben MASON (1)	21	1	17	17	7	17	127	7	43	27
Scott SMITH (13)	22	13	12	13	17	127	17	43	127	7
Carlos PEREZ (305)	23	305	94	127	127	43	43	17	17	127
Ronald WILKINSON (17)	24	17	68	43	43	236	236	733	27	55
Phil ROWLANDS (127)	25	127	127	236	236	44	733	236	733	17
Angus SCRIVENER (94)	26	94	236	44	44	733	44	27	236	236
Harry IRVINE (44)	27	44	44	5	733	27	27	44	55	44
Darryl LAWS (236)	28	236	43	733	27	55	55	55	44	733
Colin REID (12)	29	12	5	27	5	5	5	66	66	66
Richard DUNBAR (5)	30	5	66	55	55	66	66	5	5	
Aiden McANDREW-DOWEN (43)	31	43	733	66	66					
Alastair CALDERWOOD (66)	32	66								

Clerk of the Course

Sig : Time :
 Chief Timekeeper : Ian Sharp (SMART Timing)
 Results available at www.smart-timing.co.uk and www.speed



Orbits

KMSC/SMRC Race meeting - AC

Sorted on best lap time

Super Lap Scotland

Knockhill AC 1.271 miles

Practice 2

19/04/2026 11:05

Practice (15:00 Time) started at 11:05:23



Pos	No.	Name	Make/Model	CC	Class	Laps	Best Tm	Diff	Best Speed	2nd Best
1	10	Nev WOOD	Ariel Atom	2000	P	12	55.999		81.728	56.699
2	92	Michael OSBORNE Snr	Mitsubishi Evo5	1998	P	5	57.105	1.106	80.145	1:03.834
3	64	David WALLACE	Honda S2000	2000	E	9	59.056	3.057	77.497	59.298
4	67	Marshall WISHART	Lotus Elise S3	1800	C RC	10	1:00.162	4.163	76.073	1:00.850
5	7	Steven ARKLEY	Westfield Megabus	1440	B RC	11	1:00.435	4.436	75.729	1:00.509

Clerk of the Course

Sig : Time :
Chief Timekeeper : Ian Sharp (SMART Timing)

Results available at www.smart-timing.co.uk and www.speed

Printed: 19/04/2026 11:22:33



motor
sport
UK

RACE
WITH
RESPECT



Orbits

KMSC/SMRC Race meeting - AC

Super Lap Scotland

Knockhill AC 1.271 miles

Practice 2

19/04/2026 11:05

Practice (15:00 Time) started at 11:05:23

Lap	Time of Day	Lap Tm	S1	S2	S3	SFSpd	S1Spd	Lap	Time of Day	Lap Tm	S1	S2	S3	SFSpd	S1Spd
(10) Nev WOOD															
1	11:07:10.634	1:28.942	29.742	34.825	24.375	35.4	57.7								
2	11:08:17.487	1:06.853	19.827	25.836	21.190	107.9									
3	11:09:20.392	1:02.905	17.165	24.687	21.053	132.4									
4	11:10:19.875	59.483	16.519	23.292	19.672	133.2									
5	11:11:17.449	57.574	16.175	22.445	18.954	134.8									
6	11:12:27.925	1:10.476	15.712	27.808	26.956	133.4									
7	11:13:37.159	1:09.234	23.259	25.502	20.473	65.9									
8	11:14:36.184	59.025	15.819	23.787	19.419	134.2									
9	11:15:32.883	56.699	15.634	22.281	18.784	135.0									
10	11:16:28.882	55.999	15.071	21.943	18.985	137.2									
11	11:17:36.024	1:07.142	15.649	24.440	27.053	135.3									
12	11:18:41.149	1:05.125	20.440	24.777	19.908	75.1									
(92) Michael OSBORNE Snr															
1	11:07:14.106	1:28.009	28.485	35.531	23.993	26.0	63.6								
2	11:08:19.671	1:05.565	23.079	22.922	19.564	81.1	91.3								
3	11:09:23.505	1:03.834	17.788	26.639	19.407	122.5	68.9								
4	11:10:20.610	57.105	16.505	21.353	19.247	126.6	109.8								
5	11:12:56.218	2:35.608	26.850	27.083	1:41.675	114.9	48.2								
(64) David WALLACE															
1	11:06:52.200	1:24.901	27.941	30.674	26.286	27.1									
2	11:08:01.443	1:09.243	22.235	25.826	21.182	76.4									
3	11:09:00.799	59.356	17.281	21.828	20.247	109.5									
4	11:10:00.097	59.298	17.074	21.977	20.247	111.1									
5	11:10:59.520	59.423	17.411	21.947	20.065	111.5									
6	11:12:23.906	1:24.386	20.321	31.837	32.228	111.7									
7	11:13:51.802	1:27.896	27.539	37.701	22.656	49.6									
8	11:14:51.216	59.414	17.170	22.085	20.159	111.5									
9	11:15:50.272	59.056	17.242	21.911	19.903	111.7									
(67) Marshall WISHART															
1	11:07:22.560	1:14.073	25.375	26.448	22.250	27.2	82.5								
2	11:08:25.174	1:02.614	17.546	24.020	21.048	113.7	'107.6								
3	11:09:27.332	1:02.158	17.451	24.067	20.640	117.7	'107.6								
4	11:10:28.369	1:01.037	17.053	23.569	20.415	119.6	0.0								
5	11:11:29.219	1:00.850	16.969	23.833	20.048	120.7	0.0								
6	11:12:34.909	1:05.690	16.935	27.380	21.375	120.0	0.0								
7	11:13:42.058	1:07.149	17.100	25.754	24.295	117.1	0.0								
8	11:16:34.537	2:52.479	19.395	24.372	2:08.712	77.9	'107.6								
9	11:17:44.155	1:09.618	22.548	25.482	21.588	39.9	0.0								
10	11:18:44.317	1:00.162	16.744	22.997	20.421	116.7									
(7) Steven ARKLEY															
1	11:07:08.018	1:29.002	31.009	32.256	25.737	27.6	55.3								
2	11:08:14.742	1:06.724	20.337	25.599	20.788	81.9	90.8								
3	11:09:22.516	1:07.774	18.070	24.217	25.487	115.9	95.3								
4	11:10:25.529	1:03.013	17.883	24.387	20.743	111.8	90.2								
5	11:11:26.038	1:00.509	17.491	23.080	19.938	110.2	99.9								
6	11:12:39.218	1:13.180	17.285	29.924	25.971	115.5	101.1								
7	11:13:42.128	1:02.910	17.528	23.449	21.933	110.0	101.8								
8	11:14:42.563	1:00.435	17.456	22.987	19.992	113.2	100.2								
9	11:16:09.772	1:27.209	27.402	34.058	25.749	112.2	38.6								
10	11:17:42.561	1:32.789	24.690	32.863	35.236	79.2	41.6								
11	11:19:04.946	1:22.385	27.331	32.426	22.628	47.1	62.1								

Clerk of the Course

 Sig : Time :
 Chief Timekeeper : Ian Sharp (SMART Timing)

 Results available at www.smart-timing.co.uk and www.speed

Printed: 19/04/2026 11:22:58



Orbits



Bulletin No. _____

KMSC/SMRC Race meeting - AC**Sorted on Laps**

Scottish Fiesta ST Cup

Knockhill AC 1.271 miles

Race 8 - 1st Race - Re-Start

19/04/2026 11:35

Race (5 Laps) started at 11:49:24

Pos	No.	Name	Make/Model	CC	Class	Laps	Total Tm	Diff	Best Tm	In Lap	2nd Best
1	21	Kieren PREEDY	Ford Fiesta ST	2000	ST	5	5:17.641		1:01.714	2	1:01.854
2	1	Gerry HENDRY	Ford Fiesta ST	2000	ST	5	5:19.031	1.390	1:01.700	4	1:01.913
3	99	Jamie DICKIE	Ford Fiesta ST	2000	ST	5	5:19.116	1.475	1:01.722	3	1:01.747
4	35	Andrew MACKIE	Ford Fiesta ST	2000	ST	5	5:20.980	3.339	1:01.950	2	1:02.227
5	24	Lachan MacLACHLAN	Ford Fiesta ST	2000	STN	5	5:25.694	8.053	1:02.750	3	1:02.756
6	17	Angus ROSS	Ford Fiesta ST	2000	ST	5	5:26.936	9.295	1:02.845	3	1:03.165
7	32	Daniel FORBES	Ford Fiesta ST	2000	ST	5	5:40.608	22.967	1:05.744	2	1:06.169

Not classified

DNF	23	Lucy HALES-MAVER	Ford Fiesta ST	2000	ST	1	1:13.237	DNF	1:05.476	1	
DNS	30	Michael GORDON	Ford Fiesta ST	2000	ST			DNS		0	

Announcements

RED FLAG after Leader completed 3 Laps - Race re-started on new Grid over 5 Laps
Car No.30 - Did not take Re-Start

Margin of Victory	Avg. Speed	Best Lap Tm	Best Speed	Best Lap by
1.390	72.042	1:01.700	74.176	1 - Gerry HENDRY

Clerk of the Course

Sig : Time :
Chief Timekeeper : Ian Sharp (SMART Timing)

Results available at www.smart-timing.co.uk and www.speed

Printed: 19/04/2026 11:57:33

motor
sport
UK**RACE
WITH
RESPECT****Orbits**

**KMSC/SMRC Race meeting - AC****Scottish Fiesta ST Cup****Knockhill AC 1.271 miles****Race 8 - 1st Race - Re-Start****19/04/2026 11:35****Race (5 Laps) started at 11:49:24**

Lap	Time of Day	Lap Tm	S1	S2	S3	SFSpd	S1Spd	Lap	Time of Day	Lap Tm	S1	S2	S3	SFSpd	S1Spd
(21) Kieren PREEDY															
1	11:50:34.895	1:03.581	19.718	22.728	21.135	64.7									
2	11:51:36.609	1:01.714	18.273	22.408	21.033	102.0	84.3								
3	11:52:38.463	1:01.854	18.221	22.418	21.215	101.5	84.3								
4	11:53:40.390	1:01.927	18.217	22.489	21.221	101.5	83.6								
5	11:54:42.365	1:01.975	18.108	22.483	21.384	101.8									
(1) Gerry HENDRY															
1	11:50:36.006	1:04.209	20.055	23.017	21.137	65.6									
2	11:51:37.919	1:01.913	18.195	22.461	21.257	104.2									
3	11:52:39.961	1:02.042	18.027	22.727	21.288	103.1									
4	11:53:41.661	1:01.700	18.034	22.522	21.144	103.4									
5	11:54:43.755	1:02.094	18.042	22.493	21.559	105.0									
(99) Jamie DICKIE															
1	11:50:35.585	1:04.280	19.897	23.149	21.234	63.8									
2	11:51:37.332	1:01.747	18.173	22.326	21.248	101.7	84.2								
3	11:52:39.054	1:01.722	17.976	22.489	21.257	101.2	84.0								
4	11:53:41.211	1:02.157	18.403	22.439	21.315	100.8	83.0								
5	11:54:43.840	1:02.629	18.103	22.488	22.038	100.3	83.2								
(35) Andrew MACKIE															
1	11:50:36.472	1:04.627	19.246	24.298	21.083	66.2									
2	11:51:38.422	1:01.950	17.449	23.459	21.042	104.2	1.1								
3	11:52:41.149	1:02.727	17.500	23.820	21.407	103.7	0.0								
4	11:53:43.376	1:02.227	17.312	23.660	21.255	102.9									
5	11:54:45.704	1:02.328	17.286	23.791	21.251	103.4	1.1								
(24) Lachan MacLACHLAN															
1	11:50:38.057	1:05.670	20.316	23.879	21.475	67.3									
2	11:51:41.977	1:03.920	18.739	23.826	21.355	102.3									
3	11:52:44.727	1:02.750	18.443	22.953	21.354	101.5	83.2								
4	11:53:47.662	1:02.935	18.371	23.164	21.400	101.7									
5	11:54:50.418	1:02.756	18.406	22.955	21.395	102.5									
(17) Angus ROSS															
1	11:50:38.442	1:05.493	20.592	23.348	21.553	55.6									
2	11:51:42.412	1:03.970	18.910	23.703	21.357	100.5									
3	11:52:45.257	1:02.845	18.577	22.760	21.508	100.5									
4	11:53:48.495	1:03.238	18.624	23.194	21.420	100.8									
5	11:54:51.660	1:03.165	18.600	23.164	21.401	100.8									
(32) Daniel FORBES															
1	11:50:40.933	1:06.940	19.623	25.225	22.092	64.9									
2	11:51:46.677	1:05.744	18.024	25.109	22.611	98.7	'107.6								
3	11:52:52.978	1:06.301	18.093	25.482	22.726	96.8	0.0								
4	11:53:59.163	1:06.185	18.217	25.122	22.846	96.8	0.0								
5	11:55:05.332	1:06.169	18.110	25.329	22.730	96.8	'107.6								
(23) Lucy HALES-MAVER															
1	11:50:37.961	1:05.476	19.339	24.140	21.997	68.1	0.0								

Clerk of the Course

Sig : Time :
 Chief Timekeeper : Ian Sharp (SMART Timing)

Results available at www.smart-timing.co.uk and www.speed

Printed: 19/04/2026 11:57:50



motor
sport
UK

RACE
WITH
RESPECT



Orbits



Bulletin No. _____

KMSC/SMRC Race meeting - AC

Lapchart

Scottish Fiesta ST Cup

Knockhill AC 1.271 miles

Race 8 - 1st Race - Re-Start

19/04/2026 11:35

Race (5 Laps) started at 11:49:24



Competitors	Laps					
	0	1	2	3	4	5
Jamie DICKIE (99)	1	99	21	21	21	21
Kieren PREEDY (21)	2	21	99	99	99	1
Gerry HENDRY (1)	3	1	1	1	1	99
Andrew MACKIE (35)	4	35	35	35	35	35
Lachan MacLACHLAN (24)	5	24	23	24	24	24
Lucy HALES-MAVER (23)	6	23	24	17	17	17
Angus ROSS (17)	7	17	17	32	32	32
Daniel FORBES (32)	8	32	32			
-	9					

Clerk of the Course

Sig : Time :
Chief Timekeeper : Ian Sharp (SMART Timing)

Results available at www.smart-timing.co.uk and www.speed

Printed: 19/04/2026 11:58:46



motor sport UK



RACE WITH RESPECT



Orbits



KMSC/SMRC Race meeting - AC

Scottish Fiesta ST Cup

Knockhill AC 1.271 miles

Race 131- 2nd Race

19/04/2026 14:50

Race (12 Laps)

Top 7 reversed from Race 1

POLE POSITION

1	1 32 Daniel FORBES
2	3 24 Lachan MacLACHLAN
3	5 99 Jamie DICKIE
4	7 21 Kieren PREEDY
5	9 30 Michael GORDON

2	17 Angus ROSS
4	35 Andrew MACKIE
6	1 Gerry HENDRY
8	23 Lucy HALES-MAVER

Clerk of the Course

Sig : Time :
Chief Timekeeper : Ian Sharp (SMART Timing)

Results available at www.smart-timing.co.uk and www.speed



motor sport UK

RACE WITH RESPECT



Orbits



Bulletin No. _____

KMSC/SMRC Race meeting - AC**Sorted on Laps**

Scottish C1 Cup

Knockhill AC 1.271 miles

Race 9 - 1st Race

19/04/2026 11:55

Race (10 Laps) started at 12:02:03

Pos	No.	Name	Make/Model	CC	Class	Laps	Total Tm	Diff	Best Tm	In Lap	2nd Best
1	18	Gregor McPHADEN	Citroen C1	1000	C1	10	12:02.965		1:10.677	3	1:10.690
2	117	Marc NISBET	Citroen C1	1000	C1	10	12:03.201	0.236	1:10.878	5	1:10.944
3	1	Ayden WILSON	Citroen C1	1000	C1	10	12:03.561	0.596	1:10.572	5	1:10.877
4	77	James McCRACKEN	Citroen C1	1000	C1	10	12:04.158	1.193	1:10.840	7	1:10.966
5	8	Henry GILLESPIE	Citroen C1	1000	C1	10	12:05.669	2.704	1:11.181	9	1:11.240
6	9	Matthew BALDIE	Citroen C1	1000	G	10	12:12.946	9.981	1:11.538	9	1:11.784
7	88	Scott CHARLES	Citroen C1	1000	C1N	10	12:23.779	20.814	1:12.772	2	1:12.987
8	6	Kenneth DOCK	Citroen C1	1000	C1	10	12:24.132	21.167	1:12.876	5	1:12.998
9	44	Peter EDIE	Citroen C1	1000	C1N	10	12:24.549	21.584	1:12.563	10	1:12.686
10	61	Ian COCHRANE	Citroen C1	1000	C1	10	12:51.362	48.397	1:15.653	8	1:15.763

Margin of Victory**Avg. Speed****Best Lap Tm****Best Speed****Best Lap by**

0.236

63.304

1:10.572

64.851

1 - Ayden WILSON

Clerk of the Course**Orbits**

Sig :

Time :

Chief Timekeeper : Ian Sharp (SMART Timing)

Results available at www.smart-timing.co.uk and www.speedmotor
sport
UK**RACE
WITH
RESPECT**

Printed: 19/04/2026 12:18:03

**KMSC/SMRC Race meeting - AC****Scottish C1 Cup****Knockhill AC 1.271 miles****Race 9 - 1st Race****19/04/2026 11:55****Race (10 Laps) started at 12:02:03**

Lap	Time of Day	Lap Tm	S1	S2	S3	SFSpd
(18) Gregor McPHADEN						
1	12:03:25.678	1:13.303	23.002	25.317	24.984	54.9
2	12:04:37.210	1:11.532	21.517	25.066	24.949	81.7
3	12:05:47.887	1:10.677	20.828	24.815	25.034	85.2
4	12:06:58.577	1:10.690	20.891	24.677	25.122	82.4
5	12:08:09.491	1:10.914	20.857	24.905	25.152	83.2
6	12:09:20.780	1:11.289	21.131	25.090	25.068	83.2
7	12:10:32.448	1:11.668	20.920	25.580	25.168	84.5
8	12:11:44.424	1:11.976	21.259	25.503	25.214	83.2
9	12:12:55.436	1:11.012	20.989	24.958	25.065	84.0
10	12:14:06.698	1:11.262	21.046	25.175	25.041	83.1

Lap	Time of Day	Lap Tm	S1	S2	S3	SFSpd
(117) Marc NISBET						
1	12:03:24.918	1:13.498	22.048	26.141	25.309	53.3
2	12:04:35.862	1:10.944	20.067	25.711	25.166	81.1
3	12:05:46.807	1:10.945	20.007	25.821	25.117	81.0
4	12:06:57.815	1:11.008	20.095	25.773	25.140	80.9
5	12:08:08.693	1:10.878	19.958	25.730	25.190	82.3
6	12:09:20.332	1:11.639	20.293	26.208	25.138	81.0
7	12:10:32.746	1:12.414	20.307	27.060	25.047	84.0
8	12:11:44.570	1:11.824	20.123	26.741	24.960	83.2
9	12:12:55.683	1:11.113	20.148	26.037	24.928	84.2
10	12:14:06.934	1:11.251	20.211	26.117	24.923	84.2

Lap	Time of Day	Lap Tm	S1	S2	S3	SFSpd
(1) Ayden WILSON						
1	12:03:25.183	1:13.568	22.071	26.201	25.296	53.3
2	12:04:36.150	1:10.967	20.155	25.674	25.138	81.9
3	12:05:47.111	1:10.961	20.080	25.720	25.161	81.8
4	12:06:58.053	1:10.942	20.071	25.682	25.189	81.4
5	12:08:08.625	1:10.572	20.151	25.512	24.909	82.0
6	12:09:20.500	1:11.875	20.554	26.238	25.083	80.5
7	12:10:32.475	1:11.975	20.152	26.297	25.526	83.7
8	12:11:45.140	1:12.665	20.279	27.326	25.060	81.0
9	12:12:56.417	1:11.277	20.070	25.984	25.223	84.1
10	12:14:07.294	1:10.877	20.025	25.994	24.858	84.1

Lap	Time of Day	Lap Tm	S1	S2	S3	SFSpd
(77) James McCracken						
1	12:03:26.100	1:13.607	21.945	26.528	25.134	57.4
2	12:04:37.706	1:11.606	20.197	26.288	25.121	82.6
3	12:05:48.828	1:11.122	19.935	26.031	25.156	83.3
4	12:07:00.704	1:11.876	20.086	26.764	25.026	83.3
5	12:08:11.670	1:10.966	19.984	25.860	25.122	82.2
6	12:09:22.680	1:11.010	20.034	25.967	25.009	82.8
7	12:10:33.520	1:10.840	20.008	25.915	24.917	83.7
8	12:11:44.811	1:11.291	19.967	26.370	24.954	83.4
9	12:12:56.050	1:11.239	20.205	26.067	24.967	84.7
10	12:14:07.891	1:11.841	20.020	26.698	25.123	85.3

Lap	Time of Day	Lap Tm	S1	S2	S3	SFSpd
(8) Henry GILLESPIE						
1	12:03:25.784	1:13.618	21.895	26.376	25.347	55.0
2	12:04:37.121	1:11.337	20.152	26.034	25.151	82.8
3	12:05:48.546	1:11.425	20.213	25.994	25.218	84.6
4	12:07:01.091	1:12.545	20.327	27.113	25.105	83.3
5	12:08:12.508	1:11.417	20.165	26.159	25.093	83.5
6	12:09:23.748	1:11.240	20.068	26.159	25.013	83.7
7	12:10:35.228	1:11.480	20.066	26.217	25.197	84.0
8	12:11:46.671	1:11.443	20.163	26.210	25.070	82.7
9	12:12:57.852	1:11.181	20.057	26.157	24.967	83.9
10	12:14:09.402	1:11.550	19.949	25.962	25.639	84.1

Lap	Time of Day	Lap Tm	S1	S2	S3	SFSpd
(9) Matthew BALDIE						
1	12:03:26.657	1:14.224	22.531	26.532	25.161	55.3
2	12:04:38.441	1:11.784	20.277	26.162	25.345	82.5
3	12:05:52.792	1:14.351	20.232	28.452	25.667	82.6
4	12:07:04.733	1:11.941	20.324	26.077	25.540	80.6
5	12:08:17.167	1:12.434	20.361	26.508	25.565	81.0
6	12:09:29.132	1:11.965	20.175	26.385	25.405	81.2
7	12:10:41.104	1:11.972	20.348	26.207	25.417	81.3
8	12:11:52.980	1:11.876	20.170	26.268	25.438	80.9
9	12:13:04.518	1:11.538	20.099	26.077	25.362	81.3
10	12:14:16.679	1:12.161	20.153	26.555	25.453	81.4

Lap	Time of Day	Lap Tm	S1	S2	S3	SFSpd
(88) Scott CHARLES						

Lap	Time of Day	Lap Tm	S1	S2	S3	SFSpd
(6) Kenneth DOCK						
1	12:03:28.711	1:15.798	22.729	27.460	25.609	56.8
2	12:04:41.483	1:12.772	20.065	27.138	25.569	82.3
3	12:05:54.803	1:13.320	20.543	26.937	25.840	81.0
4	12:07:07.790	1:12.987	20.458	26.673	25.856	80.9
5	12:08:20.896	1:13.106	20.442	26.859	25.805	80.6
6	12:09:34.050	1:13.154	20.511	26.919	25.724	80.9
7	12:10:47.670	1:13.620	20.524	27.236	25.860	81.0
8	12:12:01.021	1:13.351	20.551	26.995	25.805	80.7
9	12:13:14.444	1:13.423	20.670	26.761	25.992	80.5
10	12:14:27.512	1:13.068	20.711	26.596	25.761	82.3

Lap	Time of Day	Lap Tm	S1	S2	S3	SFSpd
(6) Kenneth DOCK						
1	12:03:28.211	1:15.278	22.386	27.449	25.443	57.5
2	12:04:41.444	1:13.233	20.185	27.124	25.924	81.7
3	12:05:55.460	1:14.016	20.747	27.522	25.747	80.1
4	12:07:08.591	1:13.131	20.331	27.292	25.508	81.9
5	12:08:21.467	1:12.876	20.282	27.146	25.448	81.8
6	12:09:34.465	1:12.998	20.326	27.177	25.495	81.7
7	12:10:47.975	1:13.510	20.501	27.112	25.897	82.2
8	12:12:01.323	1:13.348	20.665	27.042	25.641	81.7
9	12:13:14.677	1:13.354	20.593	27.043	25.718	81.9
10	12:14:27.865	1:13.188	20.943	26.811	25.434	82.8

Lap	Time of Day	Lap Tm	S1	S2	S3	SFSpd
(44) Peter EDIE						
1	12:03:29.394	1:15.874	22.418	27.676	25.780	58.0
2	12:04:42.371	1:12.977	20.445	27.015	25.517	81.7
3	12:05:56.065	1:13.694	20.521	27.391	25.782	81.3
4	12:07:09.437	1:13.372	20.509	27.205	25.658	81.9
5	12:08:22.948	1:13.511	20.660	27.022	25.829	81.5
6	12:09:36.076	1:13.128	20.529	27.107	25.492	81.0
7	12:10:49.693	1:13.617	20.714	27.270	25.633	81.6
8	12:12:03.033	1:13.340	20.669	27.110	25.561	81.0
9	12:13:15.719	1:12.686	20.408	26.754	25.524	81.3
10	12:14:28.282	1:12.563	20.519	26.697	25.347	82.2

Lap	Time of Day	Lap Tm	S1	S2	S3	SFSpd
(61) Ian COCHRANE						
1	12:03:30.945	1:17.240	22.987	27.884	26.369	57.2
2	12:04:46.810	1:15.865	20.944	28.232	26.689	79.0
3	12:06:03.064	1:16.254	21.448	28.092	26.714	78.7
4	12:07:19.440	1:16.376	20.796	28.806	26.774	78.5
5	12:08:35.433	1:15.993	21.048	28.297	26.648	79.2
6	12:09:51.196	1:15.763	20.669	28.363	26.731	79.4
7	12:11:07.492	1:16.296	21.096	28.571	26.629	79.0
8	12:12:23.145	1:15.653	20.864	28.198	26.591	78.7
9	12:13:39.265	1:16.120	21.006	28.358	26.756	78.9
10	12:14:55.095	1:15.830	20.773	28.288	26.769	79.0

Clerk of the Course

Sig : Time :
 Chief Timekeeper : Ian Sharp (SMART Timing)

Results available at www.smart-timing.co.uk and www.speed

Printed: 19/04/2026 12:18:41



Orbits



KMSC/SMRC Race meeting - AC

Lapchart

Scottish C1 Cup

Knockhill AC 1.271 miles

Race 9 - 1st Race

19/04/2026 11:55

Race (10 Laps) started at 12:02:03



Competitors	Laps											
	0	1	2	3	4	5	6	7	8	9	10	
Marc NISBET (117)	1	117	117	117	117	117	1	117	18	18	18	18
Ayden WILSON (1)	2	1	1	1	1	117	1	1	117	117	117	117
Henry GILLESPIE (8)	3	8	18	8	18	18	18	18	117	77	77	1
Gregor McPHADEN (18)	4	18	8	18	8	77	77	77	77	1	1	77
Matthew BALDIE (9)	5	9	77	77	77	8	8	8	8	8	8	8
James McCracken (77)	6	77	9	9	9	9	9	9	9	9	9	9
Scott CHARLES (88)	7	88	6	6	88	88	88	88	88	88	88	88
Kenneth DOCK (6)	8	6	88	88	6	6	6	6	6	6	6	6
Peter EDIE (44)	9	44	44	44	44	44	44	44	44	44	44	44
Ian COCHRANE (61)	10	61	61	61	61	61	61	61	61	61	61	61

Clerk of the Course

Sig : Time :
 Chief Timekeeper : Ian Sharp (SMART Timing)
 Results available at www.smart-timing.co.uk and www.speed

Printed: 19/04/2026 12:19:03



motor sport UK



RACE WITH RESPECT




Orbits



KMSC/SMRC Race meeting - AC

<p>Scottish C1 Cup</p> <p>Race 14 - 2nd Race</p> <p>Race (10 Laps)</p>	<p>Knockhill AC 1.271 miles</p> <p>19/04/2026 15:15</p>
--	---



Top 7 from Race 1 reversed

POLE POSITION

1	1 <div style="border: 1px solid black; padding: 5px; margin: 5px auto; width: 90%;">88 Scott CHARLES</div>		2 <div style="border: 1px solid black; padding: 5px; margin: 5px auto; width: 90%;">9 Matthew BALDIE</div>
2	3 <div style="border: 1px solid black; padding: 5px; margin: 5px auto; width: 90%;">8 Henry GILLESPIE</div>		4 <div style="border: 1px solid black; padding: 5px; margin: 5px auto; width: 90%;">77 James McCRACKEN</div>
3	5 <div style="border: 1px solid black; padding: 5px; margin: 5px auto; width: 90%;">1 Ayden WILSON</div>		6 <div style="border: 1px solid black; padding: 5px; margin: 5px auto; width: 90%;">117 Marc NISBET</div>
4	7 <div style="border: 1px solid black; padding: 5px; margin: 5px auto; width: 90%;">18 Gregor McPHADEN</div>		8 <div style="border: 1px solid black; padding: 5px; margin: 5px auto; width: 90%;">6 Kenneth DOCK</div>
5	9 <div style="border: 1px solid black; padding: 5px; margin: 5px auto; width: 90%;">44 Peter EDIE</div>		10 <div style="border: 1px solid black; padding: 5px; margin: 5px auto; width: 90%;">61 Ian COCHRANE</div>



**KMSC/SMRC Race meeting - AC****Sorted on Laps**

DDMC Northern Saloons & Sports Car Championship

Knockhill AC 1.271 miles

Race 10 - 2nd Race

19/04/2026 13:15

Race (15:00 and 1 Laps) started at 13:19:10

Pos	No.	Name	Make/Model	CC	Class	Laps	Total Tm	Diff	Best Tm	In Lap	2nd Best
1	54	Andrew MORRISON	Seat Cupra TCR	1998T	A1	16	15:22.459		54.491	12	55.178
2	78	David HEADEN	Caterham R400	2300	A1	16	15:30.873	8.414	54.485	6	55.784
3	12	Scott HUBEL	Peugeot 205 T16	2000	A2	16	15:32.365	9.906	57.176	10	57.209
4	49	Mike WILLIAMSON	Mitsubishi EVO4	2000T	B	16	15:35.288	12.829	56.644	9	56.861
5	18	Damien MCKAY	Westfield FW	999	E	16	15:46.483	24.024	56.797	9	56.832
6	76	Colin SIMPSON	Marcos Mantis	5000	A1	16	16:07.715	45.256	56.306	9	56.730
7	13	Alex PRENTICE	VW Golf Gti	1994T	B	16	16:08.327	45.868	57.679	9	57.870
8	312	David TODD	Subaru Impreza	1998T	B	16	16:08.819	46.360	58.362	11	58.413
9	27	Chris SPARKS	Honda Civic Type R	1998	C	15	15:36.136	1 Lap	1:00.671	9	1:00.689
10	31	Gary BOWERS	Renault Clio	2000	C	14	15:35.657	2 Laps	59.935	6	59.936
11	33	Simon BAKER	Ford Fiesta XR2	1600	D	14	15:50.498	2 Laps	1:05.201	3	1:05.851
12	25	John ARMSTRONG	Porsche 924S	3000	B	13	15:30.506	3 Laps	1:08.307	10	1:08.600

Not classified

DNF	29	Bailey KING	Audi TT	2000T	B	9	10:49.601	DNF	1:08.792	7	1:09.849
DNF	87	Stephen KELL	Ford Sierra XR4x4	1993T	B	1	1:09.540	DNF	1:03.208	1	
DNS	1	Stevie McNAB	Honda Civic Type R	1998	C			DNS		0	
DNS	77	Chris REECE	BMW 135M	2979T	B			DNS		0	
DNS	123	Stephen REECE	Lotus Elise S2 111R	1800	C			DNS		0	

Announcements

New Track Record (56.644) for NSSC Sports/Sal. (B) by Mike WILLIAMSON.

Margin of Victory	Avg. Speed	Best Lap Tm	Best Speed	Best Lap by
8.414	79.382	54.485	83.999	78 - David HEADEN

Clerk of the Course

Sig : Time :
 Chief Timekeeper : Ian Sharp (SMART Timing)

Results available at www.smart-timing.co.uk and www.specc

Printed: 19/04/2026 13:37:06

motor
sport
UKRACE
WITH
RESPECT

Orbits

**KMSC/SMRC Race meeting - AC**

DDMC Northern Saloons & Sports Car Championship

Knockhill AC 1.271 miles

Race 10 - 2nd Race

19/04/2026 13:15

Race (15:00 and 1 Laps) started at 13:19:10

Lap	Time of Day	Lap Tm	S1	S2	S3	SFSpd
(54) Andrew MORRISON						
1	13:20:16.286	59.641	17.707	22.701	19.233	75.7
2	13:21:13.453	57.167	16.140	21.666	19.361	121.8
3	13:22:09.768	56.315	16.270	21.194	18.851	123.6
4	13:23:05.429	55.661	15.857	20.963	18.841	124.7
5	13:24:02.753	57.324	15.745	21.604	19.975	125.4
6	13:24:57.931	55.178	15.979	20.661	18.538	123.1
7	13:25:54.379	56.448	16.261	21.109	19.078	126.1
8	13:26:50.240	55.861	16.145	20.810	18.906	127.8
9	13:27:46.355	56.115	16.418	20.985	18.712	129.1
10	13:28:42.824	56.469	15.861	21.992	18.616	127.6
11	13:29:39.233	56.409	15.869	21.429	19.111	129.6
12	13:30:33.724	54.491	15.763	20.393	18.335	131.6
13	13:31:31.651	57.927	17.158	21.645	19.124	118.1
14	13:32:28.815	57.164	17.152	20.809	19.203	112.0
15	13:33:27.035	58.220	17.116	21.077	20.027	114.9
16	13:34:32.726	1:05.691	20.136	21.287	24.268	81.4

(78) David HEADEN						
1	13:20:17.053	59.823	17.527	22.859	19.437	81.9
2	13:21:14.709	57.656	15.961	21.927	19.768	128.1
3	13:22:11.136	56.427	15.981	21.811	18.635	129.1
4	13:23:06.920	55.784	15.630	21.271	18.883	131.1
5	13:24:03.645	56.725	15.496	22.163	19.066	131.6
6	13:24:58.130	54.485	15.566	20.767	18.152	130.6
7	13:25:54.137	56.007	15.825	21.011	19.171	132.6
8	13:26:50.077	55.940	15.969	20.998	18.973	128.3
9	13:27:45.921	55.844	16.143	21.107	18.594	129.8
10	13:28:42.696	56.775	15.821	21.966	18.988	131.6
11	13:29:39.080	56.384	15.567	21.493	19.324	132.1
12	13:30:48.150	1:09.070	15.943	21.096	32.031	130.3
13	13:31:45.647	57.497	16.279	21.703	19.515	118.1
14	13:32:43.534	57.887	16.846	21.647	19.394	121.1
15	13:33:40.683	57.149	16.279	21.266	19.604	128.6
16	13:34:41.140	1:00.457	17.108	22.488	20.861	124.7

(12) Scott HUBEL						
1	13:20:15.016	58.951	17.394	22.342	19.215	69.5
2	13:21:13.676	58.660	15.913	22.346	20.401	118.6
3	13:22:11.106	57.430	16.096	22.045	19.289	116.3
4	13:23:08.665	57.559	16.017	22.232	19.310	119.2
5	13:24:06.612	57.947	15.943	22.718	19.286	120.5
6	13:25:04.018	57.406	15.776	22.113	19.517	120.3
7	13:26:01.863	57.845	16.448	22.206	19.191	117.9
8	13:26:59.106	57.243	16.014	21.935	19.294	119.8
9	13:27:56.583	57.477	16.000	22.096	19.381	118.4
10	13:28:53.759	57.176	15.862	21.950	19.364	119.0
11	13:29:51.551	57.792	15.952	22.659	19.181	119.2
12	13:30:49.315	57.764	15.653	22.009	20.102	119.2
13	13:31:47.173	57.858	16.324	22.311	19.223	113.2
14	13:32:44.382	57.209	16.139	21.761	19.309	119.2
15	13:33:41.746	57.364	15.760	22.332	19.272	119.2
16	13:34:42.632	1:00.886	15.884	23.002	22.000	119.8

(49) Mike WILLIAMSON						
1	13:20:18.702	1:01.719	19.283	22.891	19.545	75.8
2	13:21:16.910	58.208	16.154	22.722	19.332	136.4
3	13:22:16.045	59.135	17.080	22.939	19.116	135.6
4	13:23:14.143	58.098	16.522	22.545	19.031	133.2
5	13:24:11.506	57.363	16.429	22.231	18.703	136.7
6	13:25:09.443	57.937			19.080	135.8
7	13:26:07.138	57.695			19.032	134.2
8	13:27:04.913	57.775	16.277	22.619	18.879	136.1
9	13:28:01.557	56.644	16.060	21.883	18.701	137.5
10	13:28:58.418	56.861			18.713	137.2
11	13:29:56.026	57.608	15.949	22.264	19.395	137.2
12	13:30:53.072	57.046			19.151	136.7
13	13:31:51.539	58.467			19.183	119.2
14	13:32:48.874	57.335	16.625	21.821	18.889	126.4
15	13:33:46.204	57.330	16.588	21.860	18.882	131.6
16	13:34:45.555	59.351			20.349	132.4

(18) Damien MCKAY						
--------------------------	--	--	--	--	--	--

Lap	Time of Day	Lap Tm	S1	S2	S3	SFSpd
1	13:20:20.633	1:03.128	18.766	23.698	20.664	82.5
2	13:21:20.237	59.604	17.829	21.773	20.002	108.6
3	13:22:18.401	58.164	16.617	22.307	19.240	114.9
4	13:23:16.560	58.159	16.970	22.165	19.024	116.5
5	13:24:13.765	57.205	16.391	21.994	18.820	116.9
6	13:25:11.523	57.758	16.519	21.999	19.240	116.7
7	13:26:08.530	57.007	16.030	21.851	19.126	116.5
8	13:27:05.738	57.208	16.189	21.844	19.175	116.9
9	13:28:02.535	56.797	16.040	21.926	18.831	117.7
10	13:28:59.367	56.832	16.456	21.164	19.212	119.2
11	13:29:56.761	57.394	15.901	21.921	19.572	117.7
12	13:30:54.091	57.330	15.927	21.869	19.534	118.1
13	13:31:52.452	58.361	17.104	21.740	19.517	116.7
14	13:32:50.090	57.638	16.649	21.988	19.001	116.9
15	13:33:48.956	58.866	16.572	22.256	20.038	117.5
16	13:34:56.750	1:07.794	18.394	25.330	24.070	102.8

(76) Colin SIMPSON						
1	13:20:24.537	1:03.775	19.648	24.868	19.259	76.0
2	13:21:33.372	1:08.835	17.806	23.473	27.556	113.7
3	13:22:33.564	1:00.192	16.766	24.217	19.209	106.9
4	13:23:31.174	57.610	15.644	23.207	18.759	135.3
5	13:24:30.179	59.005	16.073	23.730	19.202	128.1
6	13:25:27.900	57.721	15.980	23.005	18.736	128.1
7	13:26:25.641	57.741	15.413	23.698	18.630	135.6
8	13:27:22.371	56.730	16.016	22.422	18.292	135.6
9	13:28:18.677	56.306	15.498	22.501	18.307	134.5
10	13:29:15.841	57.164	16.056	22.963	18.145	128.8
11	13:30:14.173	58.332	16.990	22.581	18.761	136.4
12	13:31:14.117	59.944	17.055	24.138	18.751	130.3
13	13:32:14.888	1:00.771	17.284	24.307	19.180	125.4
14	13:33:15.091	1:00.203	17.419	23.556	19.228	125.0
15	13:34:15.412	1:00.321	18.237	23.021	19.063	107.9
16	13:35:17.982	1:02.570	18.003	24.200	20.367	120.0

(13) Alex PRENTICE						
1	13:20:22.991	1:04.852				83.4
2	13:21:26.199	1:03.208				97.4
3	13:22:25.496	59.297				112.2
4	13:23:23.701	58.205				115.5
5	13:24:21.571	57.870				124.5
6	13:25:21.245	59.674				116.7
7	13:26:21.163	59.918				117.3
8	13:27:19.605	58.442				118.8
9	13:28:17.284	57.679				121.1
10	13:29:15.502	58.218				119.8
11	13:30:15.143	59.641				123.8
12	13:31:15.303	1:00.160				111.5
13	13:32:15.943	1:00.640				110.6
14	13:33:15.855	59.912				113.5
15	13:34:16.736	1:00.881				106.4
16	13:35:18.594	1:01.858				109.5

(312) David TODD						
1	13:20:22.197	1:04.792	19.687	24.036	21.069	76.8
2	13:21:22.262	1:00.065	17.585	22.589	19.891	114.3
3	13:22:21.710	59.448	17.271	22.198	19.979	116.1
4	13:23:21.912	1:00.202	17.391	22.584	20.227	116.5
5	13:24:21.059	59.147	17.556	21.909	19.682	116.3
6	13:25:21.084	1:00.025	17.628	22.082	20.315	117.5
7	13:26:21.878	1:00.794	17.870	23.096	19.828	116.5
8	13:27:20.595	58.717	17.165	22.079	19.473	118.4
9	13:28:19.008	58.413				



KMSC/SMRC Race meeting - AC

DDMC Northern Saloons & Sports Car Championship

Knockhill AC 1.271 miles

Race 10 - 2nd Race

19/04/2026 13:15

Race (15:00 and 1 Laps) started at 13:19:10

Lap	Time of Day	Lap Tm	S1	S2	S3	SFSpd
3	13:22:29.312	1:03.722	17.870	24.494	21.358	105.7
4	13:23:31.880	1:02.568	17.954	23.668	20.946	108.8
5	13:24:33.657	1:01.777	17.946	23.274	20.557	108.6
6	13:25:34.959	1:01.302	17.629	23.026	20.647	109.5
7	13:26:36.057	1:01.098	17.657	22.922	20.519	109.5
8	13:27:38.000	1:01.943	17.718	23.313	20.912	110.4
9	13:28:38.671	1:00.671	17.559	22.675	20.437	111.1
10	13:29:39.586	1:00.915	17.540	22.957	20.418	110.6
11	13:30:40.275	1:00.689	17.550	22.540	20.599	108.8
12	13:31:41.143	1:00.868	17.766	22.739	20.363	109.1
13	13:32:42.278	1:01.135	17.248	23.515	20.372	109.8
14	13:33:43.876	1:01.598	17.693	23.332	20.573	109.5
15	13:34:46.403	1:02.527	17.657	22.788	22.082	111.3

Lap	Time of Day	Lap Tm	S1	S2	S3	SFSpd
-----	-------------	--------	----	----	----	-------

(31) Gary BOWERS

1	13:20:24.073	1:06.187	20.004	25.054	21.129	74.0
2	13:21:31.412	1:07.339	19.594	24.666	23.079	100.3
3	13:22:34.751	1:03.339	18.671	23.609	21.059	98.7
4	13:23:36.251	1:01.500	18.033	22.974	20.493	105.7
5	13:24:36.821	1:00.570	17.550	22.881	20.139	109.1
6	13:25:36.756	59.935	17.537	22.496	19.902	109.5
7	13:26:36.692	59.936	17.336	22.500	20.100	110.2
8	13:27:38.883	1:02.191	17.655	23.396	21.140	110.9
9	13:28:40.009	1:01.126	17.624	23.137	20.365	109.1
10	13:29:42.147	1:02.138	17.802	23.799	20.537	107.7
11	13:30:43.034	1:00.887	17.822	22.345	20.720	107.4
12	13:32:02.060	1:19.026	19.508	28.913	30.605	98.4
13	13:33:25.891	1:23.831	23.664	29.607	30.560	70.7
14	13:34:45.924	1:20.033	23.285	29.256	27.492	65.7

(33) Simon BAKER

1	13:20:28.673	1:08.884	20.458	25.891	22.535	69.2
2	13:21:36.094	1:07.421	19.951	24.621	22.849	96.7
3	13:22:41.295	1:05.201	18.750	24.303	22.148	95.5
4	13:23:47.146	1:05.851	18.876	24.650	22.325	97.3
5	13:24:54.512	1:07.366	19.218	25.447	22.701	95.9
6	13:26:02.159	1:07.647	19.908	25.063	22.676	94.3
7	13:27:08.554	1:06.395	18.747	24.359	23.289	96.1
8	13:28:15.105	1:06.551	18.919	24.625	23.007	95.2
9	13:29:22.860	1:07.755	19.700	25.598	22.457	92.4
10	13:30:29.061	1:06.201	18.780	24.611	22.810	96.8
11	13:31:37.592	1:08.531	20.208	24.869	23.454	93.2
12	13:32:45.522	1:07.930	20.329	24.665	22.936	85.3
13	13:33:53.274	1:07.752	20.298	24.279	23.175	87.5
14	13:35:00.765	1:07.491	19.742	24.093	23.656	92.8

(25) John ARMSTRONG

1	13:20:33.037	1:12.886			22.772	73.0
2	13:21:49.493	1:16.456			27.217	99.4
3	13:23:00.061	1:10.568			22.955	88.3
4	13:24:11.514	1:11.453			22.528	103.1
5	13:25:22.154	1:10.640			23.019	99.4
6	13:26:30.955	1:08.801			22.354	102.3
7	13:27:40.240	1:09.285			23.698	104.4
8	13:28:48.840	1:08.600			21.810	103.2
9	13:29:59.610	1:10.770			23.982	107.5
10	13:31:07.917	1:08.307			23.630	105.5
11	13:32:19.618	1:11.701	21.141	27.038	23.522	86.4
12	13:33:29.685	1:10.067			23.516	101.7
13	13:34:40.773	1:11.088			23.572	92.4

(29) Bailey KING

1	13:20:32.164	1:12.627			23.541	74.7
2	13:21:43.335	1:11.171			23.459	103.7
3	13:22:53.450	1:10.115			23.287	102.6
4	13:24:05.611	1:12.161			25.150	102.8
5	13:25:15.460	1:09.849	20.007	26.489	23.353	98.5
6	13:26:26.881	1:11.421			23.710	103.9
7	13:27:35.673	1:08.792	20.030	25.818	22.944	99.7
8	13:28:47.955	1:12.282			24.899	102.3
9	13:29:59.868	1:11.913	20.383	26.662	24.868	102.8

(87) Stephen KELL

1	13:20:19.807	1:03.208	19.031	22.994	21.183	76.7
---	--------------	-----------------	---------------	---------------	---------------	------

Clerk of the Course

Sig : Time :
Chief Timekeeper : Ian Sharp (SMART Timing)

Results available at www.smart-timing.co.uk and www.speed

Printed: 19/04/2026 13:37:43





KMSC/SMRC Race meeting - AC

Lapchart

DDMC Northern Saloons & Sports Car Championship

Knockhill AC 1.271 miles

Race 10 - 2nd Race

19/04/2026 13:15

Race (15:00 and 1 Laps) started at 13:19:10



Competitors	Laps	Laps																
		0	1	2	3	4	5	6	7	8	9	10	11	12	13	14	15	16
Scott HUBEL (12)	1	12	12	54	54	54	54	54	78	78	78	78	78	54	54	54	54	54
Stephen KELL (87)	2	87	54	12	12	78	78	78	54	54	54	54	54	78	78	78	78	78
Andrew MORRISON (54)	3	54	78	78	78	12	12	12	12	12	12	12	12	12	12	12	12	12
Chris SPARKS (27)	4	27	49	49	49	49	49	49	49	49	49	49	49	49	49	49	49	49
Mike WILLIAMSON (49)	5	49	87	18	18	18	18	18	18	18	18	18	18	18	18	18	18	18
David HEADEN (78)	6	78	18	312	312	312	312	312	13	13	13	13	76	76	76	76	76	76
David TODD (312)	7	312	312	27	13	13	13	13	312	312	76	76	13	13	13	13	13	13
Damien McKAY (18)	8	18	27	13	27	76	76	76	76	76	312	312	312	312	312	312	312	312
Gary BOWERS (31)	9	31	13	31	76	27	27	27	27	27	27	27	27	27	27	27	27	27
Alex PRENTICE (13)	10	13	31	76	31	31	31	31	31	31	31	31	31	31	31	31	31	31
Bailey KING (29)	11	29	76	33	33	33	33	33	33	33	33	33	33	33	33	33	33	33
Simon BAKER (33)	12	33	33	29	29	29	29	29	29	29	25	25	25	25	25	25	25	25
John ARMSTRONG (25)	13	25	29	25	25	25	25	25	25	25	25	25	25	25	25	25	25	25
Colin SIMPSON (76)	14	76	25															
-	15																	
-	16																	
-	17																	

Clerk of the Course

Sig : Time :
Chief Timekeeper : Ian Sharp (SMART Timing)
Results available at www.smart-timing.co.uk and www.speed

Printed: 19/04/2026 13:38:13



Orbits

**KMSC/SMRC Race meeting - AC****Sorted on Laps**

Scottish Legends Cars Championship

Knockhill AC 1.271 miles

Race 11 - Heat 2b

19/04/2026 13:40

Race (8 Laps) started at 13:51:20

Pos	No.	Name	Make/Model	CC	Class	Laps	Total Tm	Diff	Best Tm	In Lap	2nd Best
1	24	Matthew PAPE	Legend 34 Coupe	950	SC	8	8:00.611		58.425	7	58.448
2	1	Ben MASON	Ford Coupe	847	SC	8	8:00.716	0.105	58.214	7	58.513
3	14	Daniel CLARK	Legend Coupe	890	SC	8	8:00.832	0.221	58.153	8	58.651
4	77	Michael WEDDELL	Legend Coupe	890	SC	8	8:03.914	3.303	58.124	7	58.300
5	305	Carlos PEREZ	Ford Coupe	890	SC	8	8:03.940	3.329	59.022	7	59.133
6	27	Grant HUNTER	Legend Coupe	890	SC	8	8:07.499	6.888	59.159	7	59.600
7	85	Mark BEATY	Legend 34 Coupe	890	SC	8	8:10.151	9.540	59.370	7	59.377
8	55	Stuart McANDREW	Legend Coupe	1250	SC	8	8:10.325	9.714	59.171	8	59.184
9	13	Scott SMITH	Legends Sedan	1250	KC	8	8:10.538	9.927	59.004	7	59.315
10	51	Murray SCOTT	Legend Coupe	950	SC	8	8:13.308	12.697	58.371	7	59.928
11	9	Colin ATKINSON	Ford Coupe	899	SC	8	8:13.367	12.756	59.590	7	59.730
12	97	Jamie BLAKE	Legend Coupe	890	SC	8	8:13.462	12.851	58.450	7	59.938
13	68	Nick BRIDGEMAN	Legend 34 Coupe	1250	SC	8	8:13.658	13.047	59.552	7	59.662
14	2	David ALLAN	34 Coupe	890	SC	8	8:14.380	13.769	59.176	8	59.182
15	95	Maxim POPELYUSHKO	Legend Coupe	847	SC	8	8:15.610	14.999	59.165	8	59.578
16	94	Angus SCRIVENER	Legend 34 Coupe	899	SCR	8	8:17.276	16.665	58.829	6	59.159
17	555	Ewan ROBERTSON	Legend Coupe	900	SC	8	8:18.791	18.180	1:00.642	2	1:00.859
18	127	Phil ROWLANDS	Legend Coupe	890	SC	8	8:18.889	18.278	1:00.172	8	1:00.255
19	733	Keith ATKINSON	Legend Coupe	1250	SC	8	8:19.483	18.872	1:00.373	8	1:00.614
20	12	Colin REID	Ford Coupe	890	KCR	8	8:20.341	19.730	59.717	7	59.824
21	6	Gary ATKINSON	Ford Coupe	890	SC	8	8:21.572	20.961	1:00.392	8	1:00.479
22	43	Aiden McANDREW-DOWI	Legend 37 Sedan	1250	LT	8	8:22.770	22.159	59.577	8	1:00.379
23	15	Elby CLARK	Legend Coupe	890	SC	8	8:23.781	23.170	59.792	8	1:00.252
24	48	Declan BURKE	Legend Coupe	1250	SC	8	8:25.162	24.551	1:00.469	7	1:00.830
25	7	Christopher WALLACE	Ford Coupe	1250	KC	8	8:25.380	24.769	1:00.152	8	1:00.836
26	333	Bill READ	Legend Coupe	890	SC	8	8:31.684	31.073	1:01.531	7	1:01.689
27	44	Harry IRVINE	Legend 37 Sedan	1250	KCR LT	8	8:31.838	31.227	1:01.485	7	1:01.549
28	17	Ronald WILKINSON	Legend Coupe	1250	SC	8	8:43.237	42.626	1:01.607	6	1:02.010
29	236	Darryl LAWS	Legend Coupe	890	SC	8	9:03.800	1:03.185	1:00.487	6	1:01.274
30	66	Alastair CALDERWOOD	Legend Sedan	900	SC	8	9:09.269	1:08.655	1:04.884	7	1:05.551
31	5	Richard DUNBAR	Ford Coupe	1250	KCR	7	7:59.971	1 Lap	1:05.270	6	1:06.135
Not classified											
DNS	22	Chris DEWEY	Legend Coupe	1250	SC				DNS	0	

Margin of Victory	Avg. Speed	Best Lap Tm	Best Speed	Best Lap by
0.105	76.181	58.124	78.740	77 - Michael WEDDELL

Clerk of the Course

Orbits

Sig : Time :
 Chief Timekeeper : Ian Sharp (SMART Timing)

Results available at www.smart-timing.co.uk and www.speed

**KMSC/SMRC Race meeting - AC****Scottish Legends Cars Championship****Knockhill AC 1.271 miles****Race 11 - Heat 2b****19/04/2026 13:40****Race (8 Laps) started at 13:51:20**

Lap	Time of Day	Lap Tm	S1	S2	S3	SFSpd
(24) Matthew PAPE						
1	13:52:26.974	1:01.531	18.236	22.306	20.989	84.0
2	13:53:27.075	1:00.101	17.608	21.832	20.661	106.7
3	13:54:27.858	1:00.783	17.294	23.070	20.419	108.6
4	13:55:26.448	58.590	17.198	21.474	19.918	110.4
5	13:56:24.896	58.448	17.223	21.244	19.981	111.1
6	13:57:24.480	59.584	16.899	22.610	20.075	112.4
7	13:58:22.905	58.425	17.112	21.386	19.927	109.8
8	13:59:21.531	58.626	17.020	21.266	20.340	109.3

Lap	Time of Day	Lap Tm	S1	S2	S3	SFSpd
(1) Ben MASON						
1	13:52:27.484	1:01.769	18.025	23.124	20.620	76.9
2	13:53:27.460	59.976	16.889	22.785	20.302	110.0
3	13:54:26.841	59.381	16.434	22.564	20.383	110.6
4	13:55:25.480	58.639	16.515	21.961	20.163	105.0
5	13:56:24.385	58.905	16.511	22.316	20.078	105.8
6	13:57:24.909	1:00.524	16.313	24.241	19.970	106.9
7	13:58:23.123	58.214	16.452	21.878	19.884	113.5
8	13:59:21.636	58.513	16.314	21.859	20.340	111.1

Lap	Time of Day	Lap Tm	S1	S2	S3	SFSpd
(14) Daniel CLARK						
1	13:52:28.119	1:01.785	17.678	23.676	20.431	93.3
2	13:53:27.668	59.549	16.634	22.796	20.119	109.1
3	13:54:28.082	1:00.414	16.532	23.483	20.399	112.4
4	13:55:26.871	58.789	16.481	22.388	19.920	111.7
5	13:56:25.522	58.651	16.380	22.321	19.950	110.2
6	13:57:24.786	59.264	16.296	22.908	20.060	110.6
7	13:58:23.599	58.813	16.648	22.334	19.831	110.9
8	13:59:21.752	58.153	16.333	21.939	19.881	110.7

Lap	Time of Day	Lap Tm	S1	S2	S3	SFSpd
(77) Michael WEDDELL						
1	13:52:31.844	1:05.184	18.934	24.740	21.510	93.5
2	13:53:32.045	1:00.201	17.409	22.611	20.181	110.7
3	13:54:32.274	1:00.229	17.470	22.141	20.618	113.7
4	13:55:30.855	58.581	17.300	21.389	19.892	110.0
5	13:56:29.983	59.128	17.297	21.800	20.031	109.5
6	13:57:28.283	58.300	17.220	21.310	19.770	110.0
7	13:58:26.407	58.124	17.260	21.197	19.667	109.1
8	13:59:24.834	58.427	17.087	21.261	20.079	109.3

Lap	Time of Day	Lap Tm	S1	S2	S3	SFSpd
(305) Carlos PEREZ						
1	13:52:27.310	1:01.642	18.228	22.389	21.025	77.8
2	13:53:27.151	59.841	17.292	22.410	20.139	110.4
3	13:54:27.874	1:00.723	17.204	22.857	20.662	110.2
4	13:55:27.687	59.813	17.612	22.043	20.158	108.6
5	13:56:27.074	59.387	17.062	21.934	20.391	110.2
6	13:57:26.207	59.133	17.223	21.710	20.200	109.7
7	13:58:25.229	59.022	17.124	21.905	19.993	109.7
8	13:59:24.860	59.631	17.499	21.862	20.270	109.8

Lap	Time of Day	Lap Tm	S1	S2	S3	SFSpd
(27) Grant HUNTER						
1	13:52:30.481	1:04.330	18.250	24.371	21.709	83.1
2	13:53:30.717	1:00.236	16.848	23.045	20.343	107.5
3	13:54:30.583	59.866	17.439	21.990	20.437	109.5
4	13:55:30.345	59.762	16.645	22.606	20.511	107.2
5	13:56:30.017	59.672	16.663	22.725	20.284	107.4
6	13:57:29.617	59.600	16.876	22.604	20.120	107.9
7	13:58:28.776	59.159	17.168	21.840	20.151	108.8
8	13:59:28.419	59.643	17.361	21.914	20.368	107.9

Lap	Time of Day	Lap Tm	S1	S2	S3	SFSpd
(85) Mark BEATY						
1	13:52:31.317	1:04.340	18.599	24.332	21.409	93.9
2	13:53:31.992	1:00.675	17.723	22.597	20.355	110.7
3	13:54:33.268	1:01.276	17.570	23.545	20.161	112.2
4	13:55:33.157	59.889	17.661	22.210	20.018	113.2
5	13:56:32.885	59.728	17.367	22.393	19.968	111.3
6	13:57:32.324	59.439	17.445	21.782	20.212	111.8
7	13:58:31.694	59.370	17.305	21.762	20.303	107.0
8	13:59:31.071	59.377	17.213	21.742	20.422	106.7

Lap	Time of Day	Lap Tm	S1	S2	S3	SFSpd
(55) Stuart McANDREW						
1	13:52:31.090	1:05.100	19.139	24.102	21.859	80.0
2	13:53:31.733	1:00.643	17.910	22.317	20.416	110.7

Lap	Time of Day	Lap Tm	S1	S2	S3	SFSpd
3	13:54:33.054	1:01.321	17.665	23.016	20.640	108.8
4	13:55:32.753	59.699	17.361	22.248	20.090	111.1
5	13:56:32.898	1:00.145	17.423	22.434	20.288	111.5
6	13:57:32.890	59.992	17.615	22.188	20.189	110.6
7	13:58:32.074	59.184	17.034	22.005	20.145	110.7
8	13:59:31.245	59.171	17.192	22.006	19.973	110.9

Lap	Time of Day	Lap Tm	S1	S2	S3	SFSpd
(13) Scott SMITH						
1	13:52:29.549	1:03.941	18.106	24.319	21.516	81.7
2	13:53:30.606	1:01.057	17.159	23.054	20.844	106.4
3	13:54:32.235	1:01.629	17.926	22.752	20.951	110.2
4	13:55:32.269	1:00.034	17.045	22.770	20.219	107.2
5	13:56:32.321	1:00.052	16.973	22.705	20.374	111.7
6	13:57:33.139	1:00.818	17.322	23.283	20.213	107.5
7	13:58:32.143	59.004	16.737	22.402	19.865	110.7
8	13:59:31.458	59.315	16.931	22.416	19.968	109.5

Lap	Time of Day	Lap Tm	S1	S2	S3	SFSpd
(51) Murray SCOTT						
1	13:52:33.559	1:05.346	18.725	25.296	21.325	94.5
2	13:53:33.723	1:00.164	17.294	22.612	20.258	109.7
3	13:54:34.774	1:01.051	17.247	22.898	20.906	110.7
4	13:55:34.778	1:00.004	17.395	22.550	20.059	112.2
5	13:56:35.230	1:00.452	17.353	22.285	20.814	111.8
6	13:57:35.929	1:00.699	17.640	22.705	20.354	113.7
7	13:58:34.300	58.371	17.255	21.502	19.614	109.7
8	13:59:34.228	59.928	17.142	22.466	20.320	111.7

Lap	Time of Day	Lap Tm	S1	S2	S3	SFSpd
(9) Colin ATKINSON						
1	13:52:31.763	1:05.373	18.383	25.316	21.674	87.3
2	13:53:32.801	1:01.038	17.095	23.816	20.127	111.7
3	13:54:34.386	1:01.585	17.392	23.294	20.899	113.0
4	13:55:34.363	59.977	17.477	22.373	20.127	110.2
5	13:56:34.704	1:00.341	16.567	23.110	20.664	112.8
6	13:57:34.434	59.730	17.343	21.958	20.429	111.1
7	13:58:34.024	59.590	17.204	21.967	20.419	109.8
8	13:59:34.287	1:00.263	17.293	22.406	20.564	108.6

Lap	Time of Day	Lap Tm	S1	S2	S3	SFSpd
(97) Jamie BLAKE						
1	13:52:32.819	1:05.608	18.326	25.482	21.800	94.9
2	13:53:32.836	1:00.017	16.964	23.117	19.936	111.7
3	13:54:34.333	1:01.497	17.041	23.787	20.669	113.9
4	13:55:34.375	1:00.042	16.787	23.342	19.913	111.8
5	13:56:35.277	1:00.902	16.802	23.082	21.018	113.0
6	13:57:35.994	1:00.717	17.712	22.789	20.216	113.4
7	13:58:34.444	58.450	16.641	22.325	19.484	113.2
8	13:59:34.382	59.938	16.659	23.007	20.272	114.1

Lap	Time of Day	Lap Tm	S1	S2	S3	SFSpd
(68) Nick BRIDGEMAN						
1	13:52:31.242	1:05.060	18.485	24.797	21.778	81.5
2	13:53:32.567	1:01.325	17.157	23.888	20.280	109.8
3	13:54:33.511	1:00.944	16.731	24.001	20.212	110.7
4	13:55:33.601	1:00.090	16.982	23.030	20.078	113.2
5	13:56:34.897	1:01.296	16.544	23.681	21.071	111.1
6	13:57:34.559	59.662	16.673	22.935	20.054	114.1
7	13:58:34.111	59.552 </				

**KMSC/SMRC Race meeting - AC****Scottish Legends Cars Championship****Knockhill AC 1.271 miles****Race 11 - Heat 2b****19/04/2026 13:40****Race (8 Laps) started at 13:51:20**

Lap	Time of Day	Lap Tm	S1	S2	S3	SFSpd
7	13:58:37.365	1:00.209	17.015	22.911	20.283	112.4
8	13:59:36.530	59.165	16.452	22.498	20.215	107.4

(94) Angus SCRIVENER

1	13:52:37.206	1:06.054	19.064	25.334	21.656	95.3
2	13:53:39.299	1:02.093	17.717	23.568	20.808	114.1
3	13:54:39.911	1:00.612	17.777	22.314	20.521	113.0
4	13:55:40.114	1:00.203	17.558	22.584	20.061	111.1
5	13:56:40.395	1:00.281	17.603	22.535	20.143	110.2
6	13:57:39.224	58.829	17.318	21.661	19.850	110.9
7	13:58:39.037	59.813	17.148	21.796	20.869	110.7
8	13:59:38.196	59.159	17.423	21.662	20.074	112.4

(555) Ewan ROBERTSON

1	13:52:31.016	1:05.133	18.998	23.720	22.415	81.1
2	13:53:31.658	1:00.642	17.670	22.132	20.840	106.4
3	13:54:32.854	1:01.196	17.620	22.901	20.675	108.6
4	13:55:34.338	1:01.484	18.193	22.868	20.423	108.9
5	13:56:36.827	1:02.489	17.798	23.412	21.279	109.1
6	13:57:37.982	1:01.155	17.604	23.110	20.441	108.2
7	13:58:38.841	1:00.859	17.530	22.354	20.975	108.8
8	13:59:39.711	1:00.870	17.788	22.542	20.540	106.9

(127) Phil ROWLANDS

1	13:52:28.919	1:03.903	18.126	24.557	21.220	83.4
2	13:53:30.467	1:01.548	17.120	23.509	20.919	108.4
3	13:54:31.897	1:01.430	18.088	22.617	20.725	107.9
4	13:55:32.152	1:00.255	16.849	23.127	20.279	108.2
5	13:56:33.987	1:01.835	18.244	23.203	20.388	109.5
6	13:57:36.546	1:02.559	17.547	23.902	21.110	110.2
7	13:58:39.637	1:03.091	17.454	23.725	21.912	111.3
8	13:59:39.809	1:00.172	17.271	22.719	20.182	107.9

(733) Keith ATKINSON

1	13:52:32.726	1:05.632	18.286	25.485	21.861	91.4
2	13:53:34.850	1:02.124	17.271	24.191	20.662	108.4
3	13:54:35.822	1:00.972	17.461	22.915	20.596	107.9
4	13:55:37.109	1:01.287	17.327	23.165	20.795	109.1
5	13:56:38.031	1:00.922	17.418	23.022	20.482	106.9
6	13:57:38.645	1:00.614	17.213	23.082	20.319	110.0
7	13:58:40.030	1:01.385	16.963	23.233	21.189	108.6
8	13:59:40.403	1:00.373	17.270	22.845	20.258	107.2

(12) Colin REID

1	13:52:35.923	1:06.106	18.956	25.400	21.750	97.1
2	13:53:37.782	1:01.859	17.721	23.173	20.965	110.7
3	13:54:39.496	1:01.714	18.044	22.977	20.693	111.7
4	13:55:39.965	1:00.469	17.612	22.545	20.312	111.8
5	13:56:41.329	1:01.364	17.594	23.125	20.645	110.7
6	13:57:41.153	59.824	17.599	21.926	20.299	110.9
7	13:58:40.870	59.717	17.404	21.937	20.376	109.7
8	13:59:41.261	1:00.391	17.408	22.460	20.523	108.8

(6) Gary ATKINSON

1	13:52:34.249	1:06.144	19.231	25.086	21.827	96.6
2	13:53:36.990	1:02.741	17.412	23.854	21.475	111.1
3	13:54:38.786	1:01.796	17.583	23.353	20.860	108.4
4	13:55:39.884	1:01.098	17.362	22.732	21.004	109.3
5	13:56:40.363	1:00.479	17.466	22.233	20.780	109.8
6	13:57:41.091	1:00.728	17.503	22.600	20.625	109.8
7	13:58:42.100	1:01.009	17.538	22.616	20.855	109.1
8	13:59:42.492	1:00.392	17.089	22.622	20.681	108.6

(43) Aiden McANDREW-DOWEN

1	13:52:36.531	1:07.149	19.331	25.916	21.902	97.8
2	13:53:39.537	1:03.006	18.444	23.924	20.638	110.9
3	13:54:41.890	1:02.353	18.210	23.178	20.965	113.9
4	13:55:42.485	1:00.595	17.792	22.163	20.640	108.9
5	13:56:42.864	1:00.379	17.637	22.331	20.411	112.4
6	13:57:43.565	1:00.701	17.736	22.512	20.453	111.8
7	13:58:44.113	1:00.548	17.856	21.962	20.730	110.0
8	13:59:43.690	59.577	17.329	21.809	20.439	109.3

(15) Elby CLARK

Lap	Time of Day	Lap Tm	S1	S2	S3	SFSpd
1	13:52:37.008	1:07.964	18.683	27.355	21.926	97.1
2	13:53:40.377	1:03.369	17.830	24.454	21.085	111.8
3	13:54:43.212	1:02.835	17.284	24.103	21.448	112.2
4	13:55:43.464	1:00.252	16.891	22.965	20.396	111.8
5	13:56:43.868	1:00.404	17.036	23.183	20.185	111.1
6	13:57:44.574	1:00.706	16.877	23.513	20.316	112.2
7	13:58:44.909	1:00.335	17.206	22.819	20.310	110.9
8	13:59:44.701	59.792	16.873	22.825	20.094	110.9

(48) Declan BURKE

1	13:52:34.515	1:06.781	18.895	25.514	22.372	94.3
2	13:53:37.561	1:03.046	17.959	23.987	21.100	108.2
3	13:54:40.587	1:03.026	18.161	23.406	21.459	110.2
4	13:55:41.918	1:01.331	17.661	23.003	20.667	107.9
5	13:56:42.748	1:00.830	17.584	22.702	20.544	107.4
6	13:57:44.158	1:01.410	17.751	23.236	20.423	107.9
7	13:58:44.627	1:00.469	17.644	22.361	20.464	107.5
8	13:59:46.082	1:01.455	18.072	22.700	20.683	107.4

(7) Christopher WALLACE

1	13:52:35.802	1:07.767	18.647	26.874	22.246	92.6
2	13:53:38.665	1:02.863	17.690	23.908	21.265	105.7
3	13:54:40.927	1:02.262	17.591	23.674	20.997	106.7
4	13:55:42.660	1:01.733	16.947	23.666	21.120	109.1
5	13:56:43.883	1:01.223	17.129	23.337	20.757	105.0
6	13:57:45.312	1:01.429	17.438	23.285	20.706	105.5
7	13:58:46.148	1:00.836	17.211	23.047	20.578	106.2
8	13:59:46.300	1:00.152	17.054	22.699	20.399	104.0

(333) Bill READ

1	13:52:36.315	1:07.102	19.323	25.380	22.399	93.9
2	13:53:39.274	1:02.959	17.774	23.987	21.198	109.7
3	13:54:42.881	1:03.607	18.551	23.708	21.348	108.6
4	13:55:45.289	1:02.408	17.618	23.899	20.891	107.2
5	13:56:47.383	1:02.094	17.848	22.877	21.369	108.2
6	13:57:49.384	1:02.001	17.418	23.841	20.742	107.4
7	13:58:50.915	1:01.531	17.850	22.765	20.916	107.4
8	13:59:52.604	1:01.689	17.884	22.722	21.083	106.2

(44) Harry IRVINE

1	13:52:38.380	1:07.729	19.174	25.667	22.888	91.7
2	13:53:41.309	1:02.929	18.079	23.175	21.675	105.5
3	13:54:43.933	1:02.624	17.767	22.839	22.018	106.9
4	13:55:45.482	1:01.549	17.655	23.274	20.620	105.5
5	13:56:47.673	1:02.191	17.573	23.170	21.448	109.7
6	13:57:49.619	1:01.946	17.985	23.502	20.459	107.9
7	13:58:51.104	1:01.485	18.187	22.594	20.704	108.6
8	13:59:52.758	1:01.654	18.057	22.550	21.047	105.2

(17) Ronald WILKINSON

1	13:52:33.577	1:07.973	20.407	25.793	21.773	73.8
2	13:53:37.236	1:03.659	17.984	24.326	21.349	106.4
3	13:54:39.246	1:02.010	18.311	23.027	20.672	108.9
4	13:55:50.131	1:10.885	17.831	30.888	22.166	108.8
5	13:56:53.839	1:03.708	18.653	23.337	21.718	105.0
6	13:57:55.446	1:01.607	18.083	22.915	20.609	104.2
7	13:58:59.589	1:04.143	18.087	23.967	22.089	105.2
8	14:00:04.157	1:04.568	18.059	25.046	21.463	97.0

(236) Darryl LAWS

1	13:52:41.875	1:11.139	20.808	27.5
---	--------------	-----------------	--------	------



KMSC/SMRC Race meeting - AC

Scottish Legends Cars Championship

Knockhill AC 1.271 miles

Race 11 - Heat 2b

19/04/2026 13:40

Race (8 Laps) started at 13:51:20

Lap	Time of Day	Lap Tm	S1	S2	S3	SFSpd	Lap	Time of Day	Lap Tm	S1	S2	S3	SFSpd
5	13:57:06.775	1:06.220	18.291	26.070	21.859	103.2							
6	13:58:12.341	1:05.566	18.088	25.736	21.742	101.5							
7	13:59:17.225	1:04.884	17.616	25.315	21.953	100.8							
8	14:00:30.189	1:12.964	17.940	30.032	24.992	101.7							

(5) Richard DUNBAR

1	13:52:41.314	1:10.822	19.967	27.591	23.264	91.8
2	13:53:50.146	1:08.832	18.407	27.530	22.895	104.0
3	13:54:56.845	1:06.699	17.950	26.164	22.585	104.2
4	13:56:03.277	1:06.432	18.039	26.039	22.354	103.2
5	13:57:09.486	1:06.209	18.013	26.133	22.063	103.4
6	13:58:14.756	1:05.270	17.532	25.823	21.915	103.4
7	13:59:20.891	1:06.135	17.938	25.799	22.398	102.1

Clerk of the Course

Sig : Time :
 Chief Timekeeper : Ian Sharp (SMART Timing)
 Results available at www.smart-timing.co.uk and www.speed





KMSC/SMRC Race meeting - AC

Lapchart

Scottish Legends Cars Championship

Knockhill AC 1.271 miles

Race 11 - Heat 2b

19/04/2026 13:40

Race (8 Laps) started at 13:51:20



Competitors	Laps									
	0	1	2	3	4	5	6	7	8	
Phil ROWLANDS (127)	1	127	24	24	1	1	1	24	24	24
Matthew PAPE (24)	2	24	305	305	24	24	24	14	1	1
Ronald WILKINSON (17)	3	17	1	1	305	14	14	1	14	14
Scott SMITH (13)	4	13	14	14	14	305	305	305	305	77
Carlos PEREZ (305)	5	305	127	127	27	27	77	77	77	305
Ben MASON (1)	6	1	13	13	127	77	27	27	27	27
Ewan ROBERTSON (555)	7	555	27	27	13	127	13	85	85	85
Stuart McANDREW (55)	8	55	555	555	77	13	85	55	55	55
Grant HUNTER (27)	9	27	55	55	555	55	55	13	13	13
Nick BRIDGEMAN (68)	10	68	68	85	55	85	127	9	9	51
Daniel CLARK (14)	11	14	85	77	85	68	9	68	68	9
Colin ATKINSON (9)	12	9	9	68	68	555	68	51	51	97
Michael WEDDELL (77)	13	77	77	9	97	9	51	97	97	68
Mark BEATY (85)	14	85	733	97	9	97	97	127	2	2
Keith ATKINSON (733)	15	733	97	51	51	51	2	2	95	95
Jamie BLAKE (97)	16	97	51	733	2	2	555	95	555	94
Declan BURKE (48)	17	48	17	2	733	733	95	555	94	555
Christopher WALLACE (7)	18	7	6	6	95	95	733	733	127	127
Gary ATKINSON (6)	19	6	2	95	6	6	6	94	733	733
Murray SCOTT (51)	20	51	48	17	17	12	94	6	12	12
David ALLAN (2)	21	2	95	48	12	94	12	12	6	6
Maxim POPELYUSHKO (95)	22	95	7	12	94	48	48	43	43	43
Elby CLARK (15)	23	15	12	7	48	43	43	48	48	15
Bill READ (333)	24	333	333	333	7	7	15	15	15	48
Aiden McANDREW-DOWEN (43)	25	43	43	94	43	15	7	7	7	7
Colin REID (12)	26	12	15	43	333	333	333	333	333	333
Richard DUNBAR (5)	27	5	94	15	15	44	44	44	44	44
Harry IRVINE (44)	28	44	44	44	44	236	236	236	236	17
Darryl LAWS (236)	29	236	5	236	236	17	17	17	17	236
Angus SCRIVENER (94)	30	94	236	66	66	66	66	66	66	66
Alastair CALDERWOOD (66)	31	66	66	5	5	5	5	5	5	5
-	32									

Clerk of the Course

Sig : Time :
 Chief Timekeeper : Ian Sharp (SMART Timing)
 Results available at www.smart-timing.co.uk and www.speed



RACE WITH RESPECT



Orbits

KMSC/SMRC Race meeting - AC
Sorted on best lap time

Super Lap Scotland

Knockhill AC 1.271 miles

Qualifying 2

19/04/2026 14:00

Practice (15:00 Time) started at 14:05:19

Pos	No.	Name	Make/Model	CC	Class	Laps	Best Tm	Diff	Best Speed	2nd Best
1	92	Michael OSBORNE Snr	Mitsubishi Evo5	1998	P	4	55.692		82.178	1:05.050
2	10	Nev WOOD	Ariel Atom	2000	P	6	58.505	2.813	78.227	1:00.023
3	155	Adam KINDNESS	Mini R53 Cooper S	1600S	D	2	59.079	3.387	77.467	1:25.962
4	64	David WALLACE	Honda S2000	2000	E	5	59.410	3.718	77.036	1:00.199
5	7	Steven ARKLEY	Westfield Megabus	1440	B RC	5	1:00.253	4.561	75.958	1:02.016
6	23	Andrew COWIE	Subaru Impreza	2100	E	6	1:00.571	4.879	75.559	1:01.023
7	67	Marshall WISHART	Lotus Elise S3	1800	C RC	6	1:00.742	5.050	75.346	1:02.231

Announcements

RED FLAG adfter 7:35, session not re-started

Clerk of the Course

 Sig : Time :
 Chief Timekeeper : Ian Sharp (SMART Timing)

 Results available at www.smart-timing.co.uk and www.speed

Printed: 19/04/2026 14:33:48


 motor
sport
UK

**RACE
WITH
RESPECT**


Orbits

KMSC/SMRC Race meeting - AC

Super Lap Scotland

Knockhill AC 1.271 miles

Qualifying 2

19/04/2026 14:00

Practice (15:00 Time) started at 14:05:19

Lap	Time of Day	Lap Tm	S1	S2	S3	SFSpd
(92) Michael OSBORNE Snr						
1	14:07:34.165	1:22.003	27.681	32.913	21.409	25.8
2	14:08:39.215	1:05.050	16.580	24.042	24.428	119.4
3	14:09:34.907	55.692	16.156	20.982	18.554	123.1
4	14:12:20.025	2:45.118	26.888	36.683	1:41.547	125.7
(10) Nev WOOD						
1	14:07:16.162	1:26.052	25.907	35.778	24.367	37.8
2	14:08:21.741	1:05.579	18.123	26.447	21.009	119.4
3	14:09:22.015	1:00.274	16.157	23.965	20.152	131.1
4	14:10:22.038	1:00.023	16.350	23.958	19.715	131.6
5	14:11:22.576	1:00.538	16.521	24.390	19.627	133.2
6	14:12:21.081	58.505	15.775	23.334	19.396	131.6
(155) Adam KINDNESS						
1	14:06:47.468	1:25.962	24.944	40.049	20.969	34.6
2	14:07:46.547	59.079	16.859	22.574	19.646	110.7
(64) David WALLACE						
1	14:06:51.699	1:25.894	25.625	36.597	23.672	30.7
2	14:07:51.898	1:00.199	17.619	22.076	20.504	105.0
3	14:08:51.308	59.410	17.228	21.722	20.460	110.2
4	14:10:10.709	1:19.401	17.258	29.569	32.574	110.6
5	14:11:43.377	1:32.668	28.333	34.004	30.331	60.7
(7) Steven ARKLEY						
1	14:07:25.382	1:27.311	28.737	32.003	26.571	27.0
2	14:08:43.289	1:17.907	20.962	27.419	29.526	82.3
3	14:09:46.587	1:03.298	18.320	24.173	20.805	100.9
4	14:10:48.603	1:02.016	17.963	23.713	20.340	113.9
5	14:11:48.856	1:00.253	17.140	23.234	19.879	118.6
(23) Andrew COWIE						
1	14:06:54.122	1:26.244	26.240	35.251	24.753	31.5
2	14:07:56.850	1:02.728	17.994	24.189	20.545	108.9
3	14:08:57.873	1:01.023	17.041	23.920	20.062	111.7
4	14:10:02.013	1:04.140	17.012	25.948	21.180	114.5
5	14:11:03.503	1:01.490	17.276	23.699	20.515	110.7
6	14:12:04.074	1:00.571	16.926	23.569	20.076	110.6
(67) Marshall WISHART						
1	14:06:58.913	1:23.212	26.054	30.946	26.212	29.3
2	14:08:07.352	1:08.439	20.337	26.652	21.450	88.9
3	14:09:10.010	1:02.658	17.455	24.134	21.069	117.9
4	14:10:12.241	1:02.231	17.148	24.453	20.630	119.4
5	14:11:14.551	1:02.310	17.573	24.398	20.339	113.5
6	14:12:15.293	1:00.742	16.757	23.499	20.486	119.6

Clerk of the Course

Sig : Time :
 Chief Timekeeper : Ian Sharp (SMART Timing)
 Results available at www.smart-timing.co.uk and www.speed



Orbits

**KMSC/SMRC Race meeting - AC****Sorted on Laps**

Scottish Modsports Race Championship

Knockhill AC 1.271 miles

Race 12 - 3rd Race

19/04/2026 14:25

Race (12:00 and 1 Laps) started at 14:39:45

Pos	No.	Name	Make/Model	CC	Class	Laps	Total Tm	Diff	Best Tm	In Lap	2nd Best
1	78	David HEADEN	Caterham R400	2300	A2	14	13:18.072		54.639	13	54.646
2	10	Mark THOMSON	Radical SR10 XXR	2261	A1	14	13:18.589	0.517	55.132	8	55.362
3	55	Fiona KINDNESS	Subaru Impreza Type R	2350	B	14	13:26.401	8.329	55.586	8	56.239
4	1	Adam MORRISON	Mini Cooper S	2000	D	14	13:26.902	8.830	55.706	3	55.848
5	26	Michael BARRON	Honda Civic	2400	D	14	13:41.376	23.304	56.750	9	56.765
6	333	Iain BLACKLEY	Ford Puma	1679T	E	13	13:19.358	1 Lap	1:00.277	11	1:00.304
7	23	Andrew COWIE	Subaru Impreza	2100	E	13	13:19.860	1 Lap	59.984	9	1:00.095
8	21	Louise STRACHAN	Mini Cooper S	1600S	D	13	13:20.637	1 Lap	58.606	7	58.866
9	221	James STRACHAN	Ford Fiesta	2000	D	13	13:38.961	1 Lap	1:01.075	13	1:01.373
10	63	Stuart THOMSON	Seat Leon Cupra	2000	E	13	13:39.730	1 Lap	1:01.098	13	1:01.379
11	91	Craig HOUSTON	Lotus Eclat	2948	D	13	13:40.642	1 Lap	1:00.889	13	1:00.996
12	11	Ally CHALMERS	Mini Cooper	1600	G	12	13:50.669	2 Laps	1:06.716	12	1:06.781

Not classified

DNF	155	Adam KINDNESS	Mini Cooper S R53	1600S	D	8	7:57.251	DNF	58.180	5	58.289
DNF	96	Murray DOUGLAS	Mini Cooper S	1600S	C	3	3:54.524	DNF	1:12.156	1	1:15.098
DNS	9	Ron CUMMING	Nemesis Kit Car	2200	A2			DNS		0	
DNS	14	Michael IMRIE	Mini R50 Cooper	1600	G			DNS		0	
DNS	69	Andrew PATERSON	BMW 318iS	1923	E			DNS		0	

Announcements

New Track Record (55.586) for KMSC Modsports B by Fiona KINDNESS.

Margin of Victory	Avg. Speed	Best Lap Tm	Best Speed	Best Lap by
0.517	80.285	54.639	83.762	78 - David HEADEN

Clerk of the Course

Sig : Time :
 Chief Timekeeper : Ian Sharp (SMART Timing)

Results available at www.smart-timing.co.uk and www.speec

Printed: 19/04/2026 14:55:08



Orbits



KMSC/SMRC Race meeting - AC

Scottish Modsports Race Championship

Knockhill AC 1.271 miles

Race 12 - 3rd Race

19/04/2026 14:25

Race (12:00 and 1 Laps) started at 14:39:45

Lap	Time of Day	Lap Tm	S1	S2	S3	SFSpd
(78) David HEADEN						
1	14:40:55.734	1:01.179	18.281	23.526	19.372	97.7
2	14:41:53.058	57.324	15.926	21.781	19.617	128.3
3	14:42:49.674	56.616	15.666	21.742	19.208	128.3
4	14:43:46.473	56.799	15.896	21.536	19.367	126.1
5	14:44:43.043	56.570	15.761	21.671	19.138	129.3
6	14:45:39.053	56.010	15.769	21.305	18.936	126.6
7	14:46:35.148	56.095	15.699	21.615	18.781	130.6
8	14:47:30.103	54.955	15.432	20.973	18.550	132.1
9	14:48:24.830	54.727	15.608	20.742	18.377	133.2
10	14:49:19.476	54.646	15.467	20.759	18.420	130.8
11	14:50:16.203	56.727	15.709	21.496	19.522	128.6
12	14:51:12.125	55.922	15.635	21.027	19.260	131.3
13	14:52:06.764	54.639	15.424	21.080	18.135	130.3
14	14:53:03.397	56.633	15.600	21.878	19.155	135.6

(10) Mark THOMSON						
1	14:40:48.929	57.429				84.5
2	14:41:45.196	56.267				137.2
3	14:42:41.655	56.459				135.6
4	14:43:37.662	56.007				138.1
5	14:44:34.351	56.689				135.8
6	14:45:29.771	55.420				136.7
7	14:46:25.484	55.713				138.1
8	14:47:20.616	55.132				139.2
9	14:48:16.169	55.553				140.4
10	14:49:12.046	55.877				
11	14:50:08.103	56.057				136.4
12	14:51:03.465	55.362				138.9
13	14:52:00.864	57.399				142.2
14	14:53:03.914	1:03.050				135.8

(55) Fiona KINDNESS						
1	14:40:50.931	58.968	18.172	22.073	18.723	71.9
2	14:41:47.863	56.932	16.478	21.898	18.556	125.7
3	14:42:44.391	56.528	15.668	22.327	18.533	131.3
4	14:43:40.713	56.322	15.666	21.904	18.752	131.6
5	14:44:36.952	56.239	15.835	21.872	18.532	130.3
6	14:45:34.123	57.171	15.524	22.894	18.753	128.6
7	14:46:30.621	56.498	15.527	22.006	18.965	130.8
8	14:47:26.207	55.586	15.427	21.652	18.507	131.8
9	14:48:22.644	56.437	15.629	22.231	18.577	131.6
10	14:49:19.191	56.547	15.859	21.765	18.923	130.8
11	14:50:16.920	57.729	16.109	22.865	18.755	128.6
12	14:51:14.785	57.865	15.853	22.981	19.031	131.6
13	14:52:12.627	57.842	15.440	21.809	20.593	133.9
14	14:53:11.726	59.099	16.054	23.106	19.939	125.2

(1) Adam MORRISON						
1	14:40:50.628	58.804	17.280	22.004	19.520	74.2
2	14:41:47.389	56.761	16.043	22.022	18.696	113.5
3	14:42:43.095	55.706	15.782	21.276	18.648	116.7
4	14:43:38.943	55.848	15.719	21.239	18.890	116.5
5	14:44:35.700	56.757	15.795	21.182	19.780	116.7
6	14:45:31.592	55.892	15.892	21.104	18.896	115.7
7	14:46:27.566	55.974	15.858	21.277	18.839	115.7
8	14:47:24.052	56.486	15.880	21.234	19.372	116.9
9	14:48:20.508	56.456	15.937	21.521	18.998	114.5
10	14:49:18.634	58.126	15.868	21.767	20.491	116.9
11	14:50:16.924	58.290	16.078	22.158	20.054	115.3
12	14:51:15.860	58.936	16.072	22.989	19.875	116.9
13	14:52:14.569	58.709	15.834	21.493	21.382	117.5
14	14:53:12.227	57.658	16.325	22.386	18.947	100.8

(26) Michael BARRON						
1	14:40:51.460	58.538	17.045	22.677	18.816	78.3
2	14:41:48.730	57.270	15.787	22.669	18.814	123.4
3	14:42:45.688	56.958	15.907	22.273	18.778	123.8
4	14:43:42.453	56.765	15.696	22.036	19.033	122.9
5	14:44:39.732	57.279	15.969	22.187	19.123	121.6
6	14:45:37.291	57.559	15.824	22.228	19.507	121.6
7	14:46:35.148	57.857	15.760	22.730	19.367	121.6
8	14:47:32.605	57.457	16.429	22.133	18.895	121.4

Lap	Time of Day	Lap Tm	S1	S2	S3	SFSpd
9	14:48:29.355	56.750	15.764	22.134	18.852	123.4
10	14:49:26.958	57.603	16.180	22.236	19.187	121.4
11	14:50:30.927	1:03.969	15.812	21.840	26.317	122.2
12	14:51:29.140	58.213	16.170	22.712	19.331	117.5
13	14:52:26.851	57.711	15.806	22.292	19.613	121.8
14	14:53:26.701	59.850	15.945	23.023	20.882	121.4

(333) Iain BLACKLEY						
1	14:40:56.029	1:02.582				76.3
2	14:41:56.667	1:00.638				119.0
3	14:42:57.390	1:00.723				117.5
4	14:43:58.366	1:00.976				115.3
5	14:44:59.026	1:00.660				114.9
6	14:46:00.877	1:01.851				114.5
7	14:47:01.295	1:00.418				116.3
8	14:48:02.129	1:00.834				116.7
9	14:49:02.730	1:00.601				115.7
10	14:50:03.196	1:00.466				115.5
11	14:51:03.473	1:00.277				117.1
12	14:52:04.379	1:00.906				114.3
13	14:53:04.683	1:00.304				115.3

(23) Andrew COWIE						
1	14:40:56.907	1:02.911	18.172	24.626	20.113	78.7
2	14:41:57.290	1:00.383	16.546	23.826	20.011	113.7
3	14:42:57.973	1:00.683	17.224	23.415	20.044	111.3
4	14:43:59.773	1:01.800	18.250	23.262	20.288	110.9
5	14:45:00.038	1:00.265	16.987	23.185	20.093	108.4
6	14:46:01.419	1:01.381	17.052	24.139	20.190	109.7
7	14:47:02.112	1:00.693	17.296	23.488	19.909	112.0
8	14:48:03.321	1:01.209	17.124	24.073	20.012	110.4
9	14:49:03.305	59.984	16.949	23.197	19.838	110.4
10	14:50:03.876	1:00.571	17.042	23.509	20.020	113.9
11	14:51:04.246	1:00.370	16.802	23.306	20.262	110.9
12	14:52:05.090	1:00.844	16.814	24.281	19.749	109.7
13	14:53:05.185	1:00.095	16.573	23.541	19.981	111.5

(21) Louise STRACHAN						
1	14:40:59.633	1:03.862	18.361	24.348	21.153	85.8
2	14:41:59.578	59.945	17.864	22.079	20.002	110.9
3	14:42:58.444	58.866	17.171	21.920	19.775	108.8
4	14:43:59.617	1:01.173	17.875	22.533	20.765	110.6
5	14:44:59.521	59.904	17.468	22.235	20.201	109.7
6	14:46:00.262	1:00.741	17.533	23.168	20.040	110.6
7	14:46:58.868	58.606	17.028	21.645	19.933	110.4
8	14:47:58.212	59.344	17.336	21.635	20.373	109.8
9	14:48:57.962	59.750	17.601	22.033	20.116	110.2
10	14:49:56.996	59.034	17.190	21.846	19.998	110.6
11	14:50:56.118	59.122	17.112	21.860	20.150	108.8
12	14:52:07.089	1:10.971	17.362	33.258	20.351	108.1
13	14:53:05.962	58.873	17.277	21.866	19.730	109.7

(221) James STRACHAN						
1	14:40:59.826	1:05.229	19.320	25.141	20.768	81.5
2	14:42:04.711	1:04.885	20.237	24.154	20.494	111.1
3	14:43:06.325	1:01.614	17.529	23.814	20.271	114.9
4	14:44:08.336	1:02.011	17.660	23.682	20.669	116.1
5	14:45:10.397	1:02.061	18.007	23.422	20.632	111.7
6	14:46:11.940	1:01.543	17.779	23.246	20.518	113.0
7	14:47:13.519	1:01.579	17.781	23.304	20.494	113.5
8	14:48:14.892	1:01.373	17.643	23.059	20.671	113.2
9	14:49:16.753	1:01.861	18.113	23.250	20.498	111.8
10	14:50:19.578	1:02.825	17.820	24.247	20.758	113.9
11	14:51:21.480	1:01.902	17.746	23.539	20.617	113.0
12	14:52:23.211	1:01.731	17.911	23.249	20.571	112.6
13	14:53:24.286	1:01.075	17.871	22.890	20.314	112.6

(63) Stuart THOMSON						
1	14:41:01.006	1:04.539	19.364	24.587	20.588	85.2
2	14:42:04.331	1:03.325	18.959	23.945	20.421	113.4
3	14:43:06.003	1:01.672	17.614	23.645	20.413	115.7
4	14:44:09.084	1:03.081	18.526	24.242	20.313	115.3
5	14:45:11.001	1:01.917	18.168	23.672	20.077	112.4
6	14:46:12.600	1:01.599	17.805	23.667	20.127	116.1

Clerk of the Course

Sig : Time :
 Chief Timekeeper : Ian Sharp (SMART Timing)
 Results available at www.smart-timing.co.uk and www.speed
 Printed: 19/04/2026 14:57:17





KMSC/SMRC Race meeting - AC

Scottish Modsports Race Championship

Knockhill AC 1.271 miles

Race 12 - 3rd Race

19/04/2026 14:25

Race (12:00 and 1 Laps) started at 14:39:45

Lap	Time of Day	Lap Tm	S1	S2	S3	SFSpd
7	14:47:14.502	1:01.902	17.687	23.895	20.320	119.8
8	14:48:16.059	1:01.557	17.430	23.958	20.169	119.4
9	14:49:18.383	1:02.324	18.020	23.670	20.634	112.4
10	14:50:20.690	1:02.307	18.369	23.558	20.380	111.1
11	14:51:22.069	1:01.379	17.528	23.666	20.185	119.6
12	14:52:23.957	1:01.888	18.298	23.464	20.126	114.5
13	14:53:25.055	1:01.098	17.708	23.203	20.187	118.8

Lap	Time of Day	Lap Tm	S1	S2	S3	SFSpd
-----	-------------	--------	----	----	----	-------

(91) Craig HOUSTON

1	14:40:59.078	1:05.011	19.438	24.586	20.987	83.9
2	14:42:06.682	1:07.604	22.736	24.157	20.711	115.3
3	14:43:08.483	1:01.801	17.980	23.115	20.706	115.7
4	14:44:09.812	1:01.329	17.689	23.089	20.551	115.5
5	14:45:11.909	1:02.097	17.979	23.570	20.548	116.7
6	14:46:13.479	1:01.570	17.931	23.327	20.312	117.5
7	14:47:15.051	1:01.572	17.681	23.311	20.580	116.5
8	14:48:16.877	1:01.826	18.036	23.361	20.429	116.9
9	14:49:19.552	1:02.675	17.788	23.394	21.493	115.9
10	14:50:21.629	1:02.077	17.625	23.848	20.604	114.7
11	14:51:22.625	1:00.996	17.045	23.825	20.126	116.9
12	14:52:25.078	1:02.453	18.067	23.875	20.511	118.1
13	14:53:25.967	1:00.889	17.646	22.788	20.455	116.9

(11) Ally CHALMERS

1	14:41:09.476	1:09.123	21.293	24.348	23.482	68.7
2	14:42:16.898	1:07.422	20.224	23.898	23.300	90.9
3	14:43:23.679	1:06.781	19.758	23.610	23.413	90.4
4	14:44:31.932	1:08.253	19.692	23.948	24.613	90.2
5	14:45:40.542	1:08.610	19.855	25.255	23.500	89.0
6	14:46:48.245	1:07.703	19.670	24.383	23.650	91.2
7	14:47:55.759	1:07.514	19.900	24.224	23.390	91.2
8	14:49:02.968	1:07.209	19.659	24.047	23.503	91.3
9	14:50:11.617	1:08.649	20.553	24.523	23.573	91.2
10	14:51:19.992	1:08.375	19.453	24.498	24.424	91.2
11	14:52:29.278	1:09.286	19.760	26.254	23.272	91.1
12	14:53:35.994	1:06.716	19.228	23.865	23.623	92.3

(155) Adam KINDNESS

1	14:40:52.544	59.568	18.065	22.357	19.146	74.5
2	14:41:50.833	58.289	16.479	22.170	19.640	114.9
3	14:42:49.253	58.420	16.545	22.350	19.525	114.1
4	14:43:47.756	58.503	16.821	22.125	19.557	114.9
5	14:44:45.936	58.180	16.437	22.155	19.588	113.7
6	14:45:44.343	58.407	16.458	22.061	19.888	113.4
7	14:46:43.260	58.917	16.562	22.561	19.794	113.9
8	14:47:42.576	59.316	16.891	22.586	19.839	113.5

(96) Murray DOUGLAS

1	14:41:07.603	1:12.156	21.448	27.447	23.261	78.5
2	14:42:24.751	1:17.148	22.333	27.604	27.211	82.5
3	14:43:39.849	1:15.098	21.366	27.530	26.202	81.6

Clerk of the Course

Sig : Time :
 Chief Timekeeper : Ian Sharp (SMART Timing)
 Results available at www.smart-timing.co.uk and www.speed
 Printed: 19/04/2026 14:57:17





KMSC/SMRC Race meeting - AC

Lapchart

Scottish Modsports Race Championship

Knockhill AC 1.271 miles

Race 12 - 3rd Race

19/04/2026 14:25

Race (12:00 and 1 Laps) started at 14:39:45



Competitors	Laps															
	0	1	2	3	4	5	6	7	8	9	10	11	12	13	14	
Mark THOMSON (10)	1	10	10	10	10	10	10	10	10	10	10	10	10	10	78	
Adam MORRISON (1)	2	1	1	1	1	1	1	1	1	1	1	1	78	78	78	10
Fiona KINDNESS (55)	3	55	55	55	55	55	55	55	55	55	55	55	55	55	55	55
Michael BARRON (26)	4	26	26	26	26	26	26	78	78	78	78	1	1	1	1	1
Adam KINDNESS (155)	5	155	155	155	155	78	78	78	26	26	26	26	26	26	26	26
Iain BLACKLEY (333)	6	333	78	78	78	155	155	155	155	155	21	21	21	333	333	333
Andrew COWIE (23)	7	23	333	333	333	333	21	21	21	333	333	333	23	23	23	23
Craig HOUSTON (91)	8	91	23	23	23	21	21	333	333	333	23	23	23	21	21	21
David HEADEN (78)	9	78	91	21	21	23	23	23	23	23	221	221	221	221	221	221
James STRACHAN (221)	10	221	21	63	63	221	221	221	221	221	63	63	63	63	63	63
Murray DOUGLAS (96)	11	96	221	221	221	63	63	63	63	63	91	91	91	91	91	91
Louise STRACHAN (21)	12	21	63	91	91	91	91	91	91	91	11	11	11	11	11	11
Stuart THOMSON (63)	13	63	96	11	11	11	11	11	11	11						
Ally CHALMERS (11)	14	11	11	96	96											
-	15															
-	16															
-	17															

Clerk of the Course

Sig : Time :
 Chief Timekeeper : Ian Sharp (SMART Timing)
 Results available at www.smart-timing.co.uk and www.speed

Printed: 19/04/2026 14:57:48



Orbits



Bulletin No. _____

KMSC/SMRC Race meeting - AC**Sorted on Laps**

Scottish Fiesta ST Cup

Knockhill AC 1.271 miles

Race 131- 2nd Race

19/04/2026 14:50

Race (12 Laps) started at 15:00:27

Pos	No.	Name	Make/Model	CC	Class	Laps	Total Tm	Diff	Best Tm	In Lap	2nd Best
1	1	Gerry HENDRY	Ford Fiesta ST	2000	ST	12	12:37.936		1:01.705	3	1:01.792
2	35	Andrew MACKIE	Ford Fiesta ST	2000	ST	12	12:38.856	0.920	1:01.792	3	1:02.050
3	99	Jamie DICKIE	Ford Fiesta ST	2000	ST	12	12:41.277	3.341	1:01.521	2	1:02.255
4	17	Angus ROSS	Ford Fiesta ST	2000	ST	12	12:48.403	10.467	1:02.650	4	1:03.023
5	23	Lucy HALES-MAVER	Ford Fiesta ST	2000	ST	12	12:53.859	15.923	1:02.889	4	1:02.915
6	21	Kieren PREEDY	Ford Fiesta ST	2000	ST	12	12:54.051	16.115	1:01.560	3	1:01.757
7	32	Daniel FORBES	Ford Fiesta ST	2000	ST	12	13:41.093	1:03.157	1:06.580	2	1:07.020
Not classified											
DNF	24	Lachan MacLACHLAN	Ford Fiesta ST	2000	STN	1	1:11.848	DNF	1:04.802	1	
DNS	30	Michael GORDON	Ford Fiesta ST	2000	ST			DNS		0	

Margin of Victory	Avg. Speed	Best Lap Tm	Best Speed	Best Lap by
0.920	72.460	1:01.521	74.392	99 - Jamie DICKIE

Clerk of the Course

Orbits

Sig : Time :
 Chief Timekeeper : Ian Sharp (SMART Timing)

Results available at www.smart-timing.co.uk and www.specc

motor
sport
UK



RACE
WITH
RESPECT



Printed: 19/04/2026 15:16:59



KMSC/SMRC Race meeting - AC

Scottish Fiesta ST Cup

Knockhill AC 1.271 miles

Race 131- 2nd Race

19/04/2026 14:50

Race (12 Laps) started at 15:00:27

Lap	Time of Day	Lap Tm	S1	S2	S3	SFSpd
(1) Gerry HENDRY						
1	15:01:40.694	1:05.303	20.576	23.539	21.188	67.5
2	15:02:42.486	1:01.792	18.175	22.602	21.015	105.2
3	15:03:44.191	1:01.705	17.785	22.623	21.297	104.5
4	15:04:46.194	1:02.003	18.199	22.754	21.050	105.0
5	15:05:48.336	1:02.142	17.983	22.784	21.375	104.4
6	15:06:50.452	1:02.116	17.991	22.698	21.427	103.1
7	15:07:52.881	1:02.429	18.033	23.103	21.293	103.1
8	15:08:55.727	1:02.846	18.110	23.311	21.425	102.8
9	15:09:58.136	1:02.409	18.127	22.737	21.545	101.5
10	15:11:00.584	1:02.448	18.119	22.870	21.459	101.1
11	15:12:03.132	1:02.548	18.156	22.940	21.452	101.8
12	15:13:05.891	1:02.759	18.080	23.077	21.602	102.0

(35) Andrew MACKIE						
1	15:01:39.318	1:04.355	19.302	24.088	20.965	66.2
2	15:02:41.368	1:02.050	17.215	23.541	21.294	103.9
3	15:03:43.160	1:01.792	17.202	23.330	21.260	103.9
4	15:04:45.478	1:02.318	17.255	23.882	21.181	103.6
5	15:05:47.558	1:02.080	17.216	23.519	21.345	103.2
6	15:06:49.763	1:02.205	17.270	23.516	21.419	102.8
7	15:07:52.442	1:02.679	17.771	23.459	21.449	102.8
8	15:08:56.207	1:03.765	17.661	24.711	21.393	102.6
9	15:09:58.688	1:02.481	17.326	23.712	21.443	101.7
10	15:11:01.371	1:02.683	17.432	23.826	21.425	102.0
11	15:12:03.783	1:02.412	17.321	23.735	21.356	102.3
12	15:13:06.811	1:03.028	17.372	24.249	21.407	102.6

(99) Jamie DICKIE						
1	15:01:40.168	1:04.731	19.799	24.022	20.910	67.0
2	15:02:41.689	1:01.521	17.431	23.163	20.927	103.6
3	15:03:43.944	1:02.255	17.417	23.247	21.591	104.2
4	15:04:46.782	1:02.838	17.838	23.827	21.173	102.3
5	15:05:49.436	1:02.654	18.445	22.884	21.325	102.6
6	15:06:51.996	1:02.560	18.457	22.668	21.435	101.5
7	15:07:54.487	1:02.491	18.460	22.668	21.363	102.0
8	15:08:57.148	1:02.661	18.631	22.693	21.337	101.1
9	15:09:59.856	1:02.708	18.456	22.814	21.438	101.2
10	15:11:02.767	1:02.911	18.473	22.923	21.515	101.1
11	15:12:05.825	1:03.058	18.531	23.006	21.521	101.1
12	15:13:09.232	1:03.407	18.655	23.102	21.650	100.9

(17) Angus ROSS						
1	15:01:41.835	1:07.029	21.389	24.108	21.532	61.4
2	15:02:45.039	1:03.204	18.868	22.920	21.416	101.7
3	15:03:48.148	1:03.109	18.621	22.823	21.665	100.8
4	15:04:50.798	1:02.650	18.571	22.759	21.320	98.7
5	15:05:53.855	1:03.057	18.465	23.040	21.552	100.5
6	15:06:56.878	1:03.023	18.656	22.704	21.663	99.9
7	15:08:00.116	1:03.238	18.694	22.803	21.741	100.0
8	15:09:03.144	1:03.028	18.640	22.888	21.500	97.0
9	15:10:06.395	1:03.251	18.636	23.052	21.563	98.7
10	15:11:09.505	1:03.110	18.760	22.708	21.642	98.5
11	15:12:13.143	1:03.638	18.937	23.018	21.683	99.1
12	15:13:16.358	1:03.215	18.480	23.021	21.714	98.8

(23) Lucy HALES-MAVER						
1	15:01:43.175	1:07.398	19.886	26.174	21.338	66.8
2	15:02:46.288	1:03.113	17.750	24.147	21.216	103.7
3	15:03:49.618	1:03.330	17.721	24.098	21.511	103.1
4	15:04:52.507	1:02.689	17.756	23.772	21.361	102.0
5	15:05:55.422	1:02.915	17.733	23.890	21.292	102.8
6	15:06:58.542	1:03.120	17.811	23.833	21.476	102.1
7	15:08:01.885	1:03.343	17.825	23.938	21.580	101.7
8	15:09:05.987	1:04.102	17.991	24.435	21.676	101.2
9	15:10:09.704	1:03.717	17.800	24.309	21.608	100.8
10	15:11:13.367	1:03.663	17.764	24.196	21.703	100.8
11	15:12:17.786	1:04.419	18.052	24.422	21.945	101.1
12	15:13:21.814	1:04.028	17.868	24.484	21.676	101.1

(21) Kieren PREEDY						
1	15:01:41.983	1:06.390	21.091	24.313	20.986	69.9
2	15:02:44.207	1:02.224	18.207	22.554	21.463	104.9

Lap	Time of Day	Lap Tm	S1	S2	S3	SFSpd
3	15:03:45.767	1:01.560	18.020	22.478	21.062	103.6
4	15:04:47.524	1:01.757	18.138	22.613	21.006	103.7
5	15:05:49.856	1:02.332	18.190	22.832	21.310	103.6
6	15:06:52.258	1:02.402	18.329	22.808	21.265	103.2
7	15:07:54.737	1:02.479	18.491	22.760	21.228	103.2
8	15:08:57.296	1:02.559	18.477	22.975	21.107	103.4
9	15:10:00.009	1:02.713	18.587	22.902	21.224	102.9
10	15:11:02.946	1:02.937	18.515	23.153	21.269	103.2
11	15:12:18.712	1:15.766	31.302	23.081	21.383	102.3
12	15:13:22.006	1:03.294	18.178	23.526	21.590	102.0

(32) Daniel FORBES						
1	15:01:45.521	1:10.464	20.734	27.463	22.267	60.5
2	15:02:52.101	1:06.580	18.286	25.275	23.019	99.3
3	15:03:59.679	1:07.578	18.489	25.661	23.428	96.4
4	15:05:06.989	1:07.310	18.760	25.609	22.941	95.6
5	15:06:14.271	1:07.282	18.773	25.433	23.076	97.0
6	15:07:21.938	1:07.667	18.648	25.967	23.052	96.3
7	15:08:28.958	1:07.020	18.598	25.387	23.035	95.9
8	15:09:36.040	1:07.082	18.732	25.339	23.011	96.0
9	15:10:44.380	1:08.340	18.873	25.804	23.663	95.6
10	15:11:52.166	1:07.786	18.662	25.752	23.372	95.1
11	15:13:00.097	1:07.931	18.964	25.660	23.307	95.7
12	15:14:09.048	1:08.951	18.879	26.187	23.885	95.5

(24) Lachan MacLACHLAN						
1	15:01:39.803	1:04.802	20.528	23.296	20.978	63.8

Clerk of the Course

Sig : Time :
Chief Timekeeper : Ian Sharp (SMART Timing)

Results available at www.smart-timing.co.uk and www.speed

Printed: 19/04/2026 15:17:41



Orbits



KMSC/SMRC Race meeting - AC

Lapchart

Scottish Fiesta ST Cup

Knockhill AC 1.271 miles

Race 131- 2nd Race

19/04/2026 14:50

Race (12 Laps) started at 15:00:27



Competitors	Laps													
	0	1	2	3	4	5	6	7	8	9	10	11	12	
Angus ROSS (17)	1	17	35	35	35	35	35	35	35	1	1	1	1	1
Andrew MACKIE (35)	2	35	24	99	99	1	1	1	1	35	35	35	35	35
Lachan MacLACHLAN (24)	3	24	99	1	1	99	99	99	99	99	99	99	99	99
Daniel FORBES (32)	4	32	1	21	21	21	21	21	21	21	21	17	17	17
Gerry HENDRY (1)	5	1	17	17	17	17	17	17	17	17	17	23	23	23
Jamie DICKIE (99)	6	99	21	23	23	23	23	23	23	23	23	21	21	21
Kieren PREEDY (21)	7	21	23	32	32	32	32	32	32	32	32	32	32	32
Lucy HALES-MAVER (23)	8	23	32											
-	9													

Clerk of the Course

Sig : Time :
Chief Timekeeper : Ian Sharp (SMART Timing)

Results available at www.smart-timing.co.uk and www.speed





Bulletin No. _____

KMSC/SMRC Race meeting - AC**Sorted on Laps**

Scottish C1 Cup

Knockhill AC 1.271 miles

Race 14 - 2nd Race

19/04/2026 15:15

Race (10 Laps) started at 15:20:47

Pos	No.	Name	Make/Model	CC	Class	Laps	Total Tm	Diff	Best Tm	In Lap	2nd Best
1	1	Ayden WILSON	Citroen C1	1000	C1	10	12:04.491		1:10.440	4	1:10.550
2	117	Marc NISBET	Citroen C1	1000	C1	10	12:07.657	3.166	1:10.873	6	1:10.945
3	9	Matthew BALDIE	Citroen C1	1000	G	10	12:09.219	4.728	1:10.812	6	1:10.960
4	8	Henry GILLESPIE	Citroen C1	1000	C1	10	12:11.778	7.287	1:11.156	7	1:11.287
5	88	Scott CHARLES	Citroen C1	1000	C1N	10	12:17.171	12.680	1:11.403	7	1:11.920
6	44	Peter EDIE	Citroen C1	1000	C1N	10	12:31.865	27.374	1:13.426	7	1:13.437
7	6	Kenneth DOCK	Citroen C1	1000	C1	10	12:51.601	47.110	1:13.153	8	1:13.282
8	61	Ian COCHRANE	Citroen C1	1000	C1	10	12:52.861	48.370	1:15.327	4	1:15.426
Not classified											
DNF	18	Gregor McPHADEN	Citroen C1	1000	C1	8	9:44.698	DNF	1:10.698	5	1:10.988
DNF	77	James McCRACKEN	Citroen C1	1000	C1	6	7:20.757	DNF	1:10.934	4	1:11.193

Margin of Victory**Avg. Speed****Best Lap Tm****Best Speed****Best Lap by**

3.166

63.171

1:10.440

64.973

1 - Ayden WILSON

Clerk of the Course**Orbits**

Sig :

Time :

Chief Timekeeper : Ian Sharp (SMART Timing)

Results available at www.smart-timing.co.uk and www.speedmotor
sport
UK**RACE
WITH
RESPECT**

Printed: 19/04/2026 15:34:42

**KMSC/SMRC Race meeting - AC****Scottish C1 Cup****Knockhill AC 1.271 miles****Race 14 - 2nd Race****19/04/2026 15:15****Race (10 Laps) started at 15:20:47**

Lap	Time of Day	Lap Tm	S1	S2	S3	SFSpd
(1) Ayden WILSON						
1	15:22:11.439	1:15.154	21.946	27.713	25.495	56.9
2	15:23:23.569	1:12.130	20.000	27.144	24.986	83.6
3	15:24:35.102	1:11.533	20.366	26.172	24.995	80.9
4	15:25:45.542	1:10.440	20.032	25.682	24.726	83.4
5	15:26:56.449	1:10.907	20.059	25.909	24.939	83.7
6	15:28:07.287	1:10.838	20.277	25.667	24.894	81.1
7	15:29:17.837	1:10.550	20.082	25.553	24.915	81.4
8	15:30:28.527	1:10.690	20.047	25.711	24.932	81.5
9	15:31:39.376	1:10.849	20.063	25.829	24.957	81.2
10	15:32:52.027	1:12.651	21.315	26.073	25.263	78.8

(117) Marc NISBET						
1	15:22:10.418	1:14.372	22.143	26.881	25.348	56.8
2	15:23:23.845	1:13.427	20.537	27.884	25.006	84.4
3	15:24:36.073	1:12.228	20.513	26.950	24.765	85.1
4	15:25:47.397	1:11.324	20.197	26.164	24.963	85.2
5	15:26:58.373	1:10.976	20.096	25.898	24.982	85.8
6	15:28:09.246	1:10.873	20.027	25.827	25.019	84.8
7	15:29:20.631	1:11.385	20.008	26.257	25.120	84.5
8	15:30:31.576	1:10.945	20.035	25.831	25.079	82.2
9	15:31:43.115	1:11.539	20.199	26.188	25.152	82.0
10	15:32:55.193	1:12.078	20.787	26.129	25.162	81.9

(9) Matthew BALDIE						
1	15:22:10.212	1:14.908	22.600	26.929	25.379	53.3
2	15:23:23.649	1:13.437	20.657	27.042	25.738	82.8
3	15:24:35.524	1:11.875	20.379	26.548	24.948	81.8
4	15:25:47.170	1:11.646	20.156	26.465	25.025	84.9
5	15:26:58.146	1:10.976	20.145	25.842	24.989	85.1
6	15:28:08.958	1:10.812	20.109	25.853	24.850	84.3
7	15:29:21.080	1:12.122	20.198	26.677	25.247	84.7
8	15:30:32.040	1:10.960	20.100	25.635	25.225	82.6
9	15:31:44.070	1:12.030	20.471	26.298	25.261	83.5
10	15:32:56.755	1:12.685	21.161	26.152	25.372	82.1

(8) Henry GILLESPIE						
1	15:22:13.726	1:15.724	22.502	27.092	26.130	51.3
2	15:23:27.072	1:13.346	20.361	26.836	26.149	84.1
3	15:24:38.790	1:11.718	20.252	26.481	24.985	83.4
4	15:25:50.077	1:11.287	20.109	26.307	24.871	84.1
5	15:27:01.387	1:11.310	20.044	26.281	24.985	84.5
6	15:28:14.064	1:12.677	20.805	26.793	25.079	84.2
7	15:29:25.220	1:11.156	20.056	26.159	24.941	83.2
8	15:30:36.611	1:11.391	20.155	26.140	25.096	83.1
9	15:31:48.017	1:11.406	20.071	26.299	25.036	82.7
10	15:32:59.314	1:11.297	20.072	26.217	25.008	82.5

(88) Scott CHARLES						
1	15:22:10.149	1:14.760	22.270	26.890	25.600	53.7
2	15:23:24.494	1:14.345	20.749	28.363	25.233	81.6
3	15:24:37.020	1:12.526	20.353	26.953	25.220	83.5
4	15:25:48.940	1:11.920	20.212	26.427	25.281	83.4
5	15:27:01.218	1:12.278	20.267	26.601	25.410	83.6
6	15:28:14.642	1:13.424	21.049	27.095	25.280	82.8
7	15:29:26.045	1:11.403	20.135	26.044	25.224	83.1
8	15:30:38.314	1:12.269	20.028	26.169	26.072	82.7
9	15:31:50.516	1:12.202	20.195	26.516	25.491	81.4
10	15:33:04.707	1:14.191	21.664	26.654	25.873	79.6

(44) Peter EDIE						
1	15:22:13.285	1:16.215	23.194	27.126	25.895	57.6
2	15:23:27.650	1:14.365	20.658	27.470	26.237	81.8
3	15:24:41.656	1:14.006	20.717	27.607	25.682	82.2
4	15:25:55.140	1:13.484	20.669	27.150	25.665	82.5
5	15:27:09.103	1:13.963	20.653	27.287	26.023	81.0
6	15:28:22.540	1:13.437	20.565	27.061	25.811	80.3
7	15:29:35.966	1:13.426	20.599	27.124	25.703	80.3
8	15:30:49.912	1:13.946	20.275	27.596	26.075	80.4
9	15:32:03.944	1:14.032	20.960	27.159	25.913	79.8
10	15:33:19.401	1:15.457	22.280	27.319	25.858	79.6

(6) Kenneth DOCK

Lap	Time of Day	Lap Tm	S1	S2	S3	SFSpd
1	15:22:12.584	1:15.828	22.464	27.585	25.779	56.5
2	15:23:27.493	1:14.909	20.513	27.611	26.785	80.1
3	15:24:41.100	1:13.607	20.585	27.402	25.620	81.8
4	15:26:15.086	1:33.986	21.141	30.623	42.222	80.3
5	15:27:31.488	1:16.402	23.071	27.819	25.512	42.3
6	15:28:45.247	1:13.759	20.574	27.711	25.474	81.8
7	15:29:58.529	1:13.282	20.549	27.320	25.413	81.6
8	15:31:11.682	1:13.153	20.397	27.365	25.391	81.7
9	15:32:24.985	1:13.303	20.468	27.358	25.477	81.9
10	15:33:39.137	1:14.152	20.649	27.568	25.935	81.4

(61) Ian COCHRANE						
1	15:22:15.553	1:17.815	23.167	28.237	26.411	56.6
2	15:23:30.979	1:15.426	20.788	28.050	26.588	79.7
3	15:24:46.690	1:15.711	20.726	28.180	26.805	81.0
4	15:26:02.017	1:15.327	20.835	28.283	26.209	80.6
5	15:27:17.984	1:15.967	21.037	28.267	26.663	80.5
6	15:28:33.752	1:15.768	20.824	28.187	26.757	79.7
7	15:29:49.770	1:16.018	20.725	28.655	26.638	79.3
8	15:31:06.222	1:16.452	21.457	28.280	26.715	79.5
9	15:32:22.834	1:16.612	21.192	28.863	26.557	79.2
10	15:33:40.397	1:17.563	20.926	28.321	28.316	79.4

(18) Gregor McPHADEN						
1	15:22:10.837	1:13.727	23.100	25.533	25.094	58.2
2	15:23:23.649	1:12.812	21.208	26.095	25.509	84.4
3	15:24:35.738	1:12.089	21.731	25.574	24.784	79.0
4	15:25:46.726	1:10.988	20.965	25.095	24.928	85.4
5	15:26:57.424	1:10.698	20.798	24.865	25.035	83.9
6	15:28:08.812	1:11.388	20.871	25.258	25.259	83.5
7	15:29:21.067	1:12.255	20.909	24.820	26.526	84.7
8	15:30:32.234	1:11.167	21.242	24.919	25.006	77.9

(77) James McCRACKEN						
1	15:22:10.561	1:14.827	22.333	27.440	25.054	55.6
2	15:23:22.721	1:12.160	20.252	26.763	25.145	85.3
3	15:24:34.399	1:11.678	20.211	26.284	25.183	81.4
4	15:25:45.333	1:10.934	19.969	26.064	24.901	82.5
5	15:26:56.526	1:11.193	19.887	26.084	25.222	84.4
6	15:28:08.293	1:11.767	20.189	26.614	24.964	81.6

Clerk of the Course

Sig : Time :
 Chief Timekeeper : Ian Sharp (SMART Timing)

Results available at www.smart-timing.co.uk and www.speed

Printed: 19/04/2026 15:34:55





KMSC/SMRC Race meeting - AC

Lapchart

Scottish C1 Cup

Knockhill AC 1.271 miles

Race 14 - 2nd Race

19/04/2026 15:15

Race (10 Laps) started at 15:20:47



Competitors	Laps											
	0	1	2	3	4	5	6	7	8	9	10	
Matthew BALDIE (9)	1	9	88	77	77	77	1	1	1	1	1	1
Scott CHARLES (88)	2	88	9	1	1	1	77	77	117	117	117	117
James McCracken (77)	3	77	117	9	9	18	18	18	18	9	9	9
Marc NISBET (117)	4	117	77	18	18	9	9	9	9	18	8	8
Ayden WILSON (1)	5	1	18	117	117	117	117	117	8	8	88	88
Kenneth DOCK (6)	6	6	1	88	88	88	88	8	88	88	44	44
Peter EDIE (44)	7	44	6	8	8	8	8	88	44	44	61	6
Gregor McPHADEN (18)	8	18	44	6	6	44	44	44	61	61	6	61
Ian COCHRANE (61)	9	61	8	44	44	61	61	61	6	6		
Henry GILLESPIE (8)	10	8	61	61	61	6	6	6				

Clerk of the Course

Sig : Time :
Chief Timekeeper : Ian Sharp (SMART Timing)

Results available at www.smart-timing.co.uk and www.speed

Printed: 19/04/2026 15:35:32



RACE WITH RESPECT



Orbits

**KMSC/SMRC Race meeting - AC****Sorted on Laps**

Scottish Legends Cars Championship

Knockhill AC 1.271 miles

Race 15 - Final 2

19/04/2026 15:40

Race (10 Laps) started at 16:09:16

Pos	No.	Name	Make/Model	CC	Class	Laps	Total Tm	Diff	Best Tm	In Lap	2nd Best
1	1	Ben MASON	Ford Coupe	847	SC	10	10:04.860		58.162	5	58.253
2	9	Colin ATKINSON	Ford Coupe	899	SC	10	10:07.343	2.483	58.809	8	59.096
3	68	Nick BRIDGEMAN	Legend 34 Coupe	1250	SC	10	10:07.443	2.583	58.968	8	59.151
4	77	Michael WEDDELL	Legend Coupe	890	SC	10	10:07.444	2.584	57.927	7	58.048
5	51	Murray SCOTT	Legend Coupe	950	SC	10	10:07.452	2.592	58.950	8	59.232
6	14	Daniel CLARK	Legend Coupe	890	SC	10	10:08.250	3.390	58.301	5	58.568
7	24	Matthew PAPE	Legend 34 Coupe	950	SC	10	10:08.446	3.586	58.242	9	58.605
8	95	Maxim POPELYUSHKO	Legend Coupe	847	SC	10	10:08.942	4.082	59.018	8	59.123
9	733	Keith ATKINSON	Legend Coupe	1250	SC	10	10:13.120	8.260	59.854	4	1:00.001
10	94	Angus SCRIVENER	Legend 34 Coupe	899	SCR	10	10:13.879	9.019	58.557	10	59.259
11	2	David ALLAN	34 Coupe	890	SC	10	10:15.565	10.705	59.331	10	59.702
12	55	Stuart McANDREW	Legend Coupe	1250	SC	10	10:16.324	11.464	59.454	10	59.513
13	13	Scott SMITH	Legends Sedan	1250	KC	10	10:17.415	12.555	59.296	10	59.525
14	12	Colin REID	Ford Coupe	890	KCR	10	10:17.730	12.870	59.310	4	59.963
15	43	Aiden McANDREW-DOWI	Legend 37 Sedan	1250	LT	10	10:18.558	13.698	59.686	5	59.692
16	15	Elby CLARK	Legend Coupe	890	SC	10	10:22.444	17.584	59.627	7	1:00.463
17	236	Darryl LAWS	Legend Coupe	890	SC	10	10:28.360	23.500	1:00.657	7	1:00.751
18	6	Gary ATKINSON	Ford Coupe	890	SC	10	10:28.772	23.912	1:00.118	10	1:00.159
19	333	Bill READ	Legend Coupe	890	SC	10	10:30.692	25.832	1:01.304	10	1:01.475
20	44	Harry IRVINE	Legend 37 Sedan	1250	KCR LT	10	10:30.852	25.992	1:01.007	10	1:01.154
21	17	Ronald WILKINSON	Legend Coupe	1250	SC	10	10:33.248	28.388	1:01.477	10	1:01.615
22	5	Richard DUNBAR	Ford Coupe	1250	KCR	9	10:13.102	1 Lap	1:05.421	3	1:05.787

Not classified

DNF	66	Alastair CALDERWOOD	Legend Sedan	900	SC	9	9:55.633	DNF	1:03.765	4	1:04.461
DNF	305	Carlos PEREZ	Ford Coupe	890	SC	7	7:12.106	DNF	58.500	7	59.602
DNF	97	Jamie BLAKE	Legend Coupe	890	SC	7	7:12.143	DNF	58.392	7	59.021
DNF	27	Grant HUNTER	Legend Coupe	890	SC	4	4:08.388	DNF	59.684	4	1:00.083
DNS	7	Christopher WALLACE	Ford Coupe	1250	KC			DNS		0	
DNS	127	Phil ROWLANDS	Legend Coupe	890	SC			DNS		0	
DNS	555	Ewan ROBERTSON	Legend Coupe	900	SC			DNS		0	
DNS	48	Declan BURKE	Legend Coupe	1250	SC			DNS		0	
DNS	85	Mark BEATY	Legend 34 Coupe	890	SC			DNS		0	
DNS	22	Chris DEWEY	Legend Coupe	1250	SC			DNS		0	

Announcements

RED FLAG before Leader completed 1 Lap - Race re-started on original Grid over 10 Laps

Car No's 7, 48, 85, 127 & 555 - Did not take re-start

Margin of Victory	Avg. Speed	Best Lap Tm	Best Speed	Best Lap by
2.483	75.665	57.927	79.008	77 - Michael WEDDELL

Clerk of the Course

Sig : Time :
 Chief Timekeeper : Ian Sharp (SMART Timing)

Results available at www.smart-timing.co.uk and www.specc

Printed: 19/04/2026 16:23:42

**Orbits**

KMSC/SMRC Race meeting - AC

Scottish Legends Cars Championship

Knockhill AC 1.271 miles

Race 15 - Final 2

19/04/2026 15:40

Race (10 Laps) started at 16:09:16

Lap	Time of Day	Lap Tm	S1	S2	S3	SFSpd
(1) Ben MASON						
1	16:10:27.233	1:04.685	18.232	25.654	20.799	93.6
2	16:11:28.723	1:01.490	17.059	23.325	21.106	111.5
3	16:12:28.508	59.785	16.782	23.064	19.939	111.3
4	16:13:28.179	59.671	17.118	22.566	19.987	113.5
5	16:14:26.341	58.162	16.435	21.927	19.800	114.7
6	16:15:25.199	58.858	16.568	22.454	19.836	110.9
7	16:16:24.822	59.623	16.823	22.749	20.051	112.4
8	16:17:23.075	58.253	16.447	21.776	20.030	105.0
9	16:18:21.807	58.732	16.373	22.206	20.153	105.3
10	16:19:21.100	59.293	16.493	22.557	20.243	105.7

(9) Colin ATKINSON						
1	16:10:23.830	1:02.953	18.753	23.516	20.684	88.8
2	16:11:24.830	1:01.000	17.408	23.106	20.486	110.7
3	16:12:25.604	1:00.774	17.638	22.728	20.408	109.7
4	16:13:25.057	59.453	17.319	21.946	20.188	110.7
5	16:14:25.023	59.966	17.780	21.698	20.488	108.4
6	16:15:25.023	1:00.000	17.538	22.333	20.129	105.5
7	16:16:25.433	1:00.410	17.514	22.658	20.238	109.8
8	16:17:24.242	58.809	17.122	21.514	20.173	108.1
9	16:18:23.338	59.096	17.340	21.585	20.171	107.7
10	16:19:23.583	1:00.245	17.379	22.280	20.586	108.2

(68) Nick BRIDGEMAN						
1	16:10:24.741	1:03.249	17.987	24.711	20.551	92.6
2	16:11:27.334	1:02.593	16.864	24.480	21.249	109.1
3	16:12:26.553	59.219	16.538	22.620	20.061	109.1
4	16:13:25.704	59.151	16.476	22.767	19.908	110.4
5	16:14:25.586	59.882	16.906	23.019	19.957	112.4
6	16:15:25.091	59.505	16.637	22.947	19.921	108.8
7	16:16:25.600	1:00.509	17.054	23.588	19.867	109.7
8	16:17:24.568	58.968	16.498	22.283	20.187	111.3
9	16:18:23.783	59.215	16.402	22.806	20.007	110.4
10	16:19:23.683	59.900	16.476	23.332	20.092	110.7

(77) Michael WEDDELL						
1	16:10:27.706	1:05.039	18.881	25.254	20.904	93.9
2	16:11:29.283	1:01.577	17.795	22.895	20.887	113.0
3	16:12:29.915	1:00.632	17.510	22.608	20.514	113.0
4	16:13:29.728	59.813	17.180	22.667	19.966	113.2
5	16:14:30.687	1:00.959	18.336	22.344	20.279	114.7
6	16:15:29.926	59.239	17.084	22.237	19.918	115.7
7	16:16:27.853	57.927	17.063	21.059	19.805	113.4
8	16:17:25.901	58.048	17.267	21.320	19.461	109.1
9	16:18:24.226	58.325	16.952	21.636	19.737	110.7
10	16:19:23.684	59.458	17.097	22.660	19.701	115.5

(51) Murray SCOTT						
1	16:10:24.582	1:03.586	18.794	24.217	20.575	85.5
2	16:11:25.979	1:01.397	17.392	23.335	20.670	112.0
3	16:12:25.737	59.758	17.534	21.966	20.258	105.8
4	16:13:25.488	59.751	17.569	22.139	20.043	108.2
5	16:14:25.069	59.581	17.517	21.823	20.241	110.6
6	16:15:24.869	59.800	17.569	21.887	20.344	104.9
7	16:16:25.712	1:00.843	17.593	23.565	19.685	106.0
8	16:17:24.662	58.950	17.441	21.744	19.765	108.2
9	16:18:23.894	59.232	17.157	22.140	19.935	109.3
10	16:19:23.692	59.798	17.200	22.682	19.916	111.7

(14) Daniel CLARK						
1	16:10:26.545	1:04.360	18.018	25.783	20.559	96.3
2	16:11:28.495	1:01.950	16.941	23.959	21.050	111.3
3	16:12:28.391	59.896	16.640	22.960	20.296	110.4
4	16:13:28.016	59.625	16.744	22.926	19.955	113.0
5	16:14:26.317	58.301	16.323	22.075	19.903	111.5
6	16:15:26.934	1:00.617	16.954	22.926	20.737	106.2
7	16:16:26.465	59.531	16.692	22.810	20.029	107.0
8	16:17:25.033	58.568	16.366	22.375	19.827	110.4
9	16:18:24.159	59.126	16.597	22.660	19.869	111.8
10	16:19:24.490	1:00.331	16.733	23.427	20.171	112.4

(24) Matthew PAPE						
--------------------------	--	--	--	--	--	--

Lap	Time of Day	Lap Tm	S1	S2	S3	SFSpd
1	16:10:27.385	1:04.755	19.149	24.888	20.718	96.4
2	16:11:28.897	1:01.512	17.766	23.049	20.697	114.7
3	16:12:28.958	1:00.061	17.438	22.446	20.177	113.2
4	16:13:28.277	59.319	17.485	22.091	19.743	113.7
5	16:14:26.882	58.605	17.274	21.585	19.746	114.3
6	16:15:26.606	59.724	17.231	22.301	20.192	113.9
7	16:16:28.215	1:01.609	16.994	22.594	22.021	111.3
8	16:17:27.434	59.219	17.849	21.403	19.967	103.4
9	16:18:25.676	58.242	17.062	21.279	19.901	111.3
10	16:19:24.686	59.010	16.833	21.981	20.196	112.8

(95) Maxim POPELYUSHKO						
1	16:10:25.467	1:03.764	18.328	24.861	20.575	90.2
2	16:11:28.425	1:02.958	16.908	24.279	21.771	112.6
3	16:12:28.353	59.928	16.557	22.959	20.412	108.9
4	16:13:28.023	59.670	16.703	22.836	20.131	111.3
5	16:14:27.863	59.840	16.933	22.700	20.207	108.1
6	16:15:27.411	59.548	16.291	22.812	20.445	110.0
7	16:16:26.916	59.505	16.561	22.845	20.099	109.8
8	16:17:25.934	59.018	16.422	22.543	20.053	111.5
9	16:18:25.057	59.123	16.753	22.330	20.040	109.3
10	16:19:25.182	1:00.125	16.733	23.088	20.304	110.4

(733) Keith ATKINSON						
1	16:10:23.257	1:02.896	18.255	23.755	20.886	83.4
2	16:11:24.056	1:00.799	17.037	22.955	20.807	106.2
3	16:12:25.444	1:01.388	16.958	23.954	20.476	102.8
4	16:13:25.298	59.854	17.001	22.739	20.114	106.7
5	16:14:25.561	1:00.263	16.941	23.040	20.282	109.7
6	16:15:26.941	1:01.380	17.083	23.388	20.909	108.4
7	16:16:27.923	1:00.982	17.226	23.107	20.649	106.9
8	16:17:28.719	1:00.796	17.420	22.820	20.556	107.5
9	16:18:28.720	1:00.001	16.826	22.651	20.524	106.7
10	16:19:29.360	1:00.640	17.024	22.855	20.761	105.2

(94) Angus SCRIVENER						
1	16:10:30.479	1:06.368	19.550	25.433	21.385	95.9
2	16:11:31.133	1:00.654	17.594	22.270	20.790	109.3
3	16:12:31.975	1:00.842	17.595	22.463	20.784	113.9
4	16:13:31.255	59.280	17.122	21.903	20.255	112.4
5	16:14:31.877	1:00.622	17.646	21.996	20.980	113.2
6	16:15:31.878	1:00.001	17.476	22.357	20.168	112.6
7	16:16:31.137	59.259	17.320	22.089	19.850	113.5
8	16:17:32.139	1:01.002	18.078	22.648	20.276	111.3
9	16:18:31.562	59.423	17.897	21.495	20.031	110.2
10	16:19:30.119	58.557	16.998	21.645	19.914	108.2

(2) David ALLAN						
1	16:10:26.424	1:04.555	18.317	25.543	20.695	95.2
2	16:11:28.530	1:02.106	17.552	23.231	21.323	109.1
3	16:12:29.299	1:00.769	17.444	22.445	20.880	109.5
4	16:13:29.611	1:00.312	17.483	22.822	20.007	114.1
5	16:14:31.954	1:02.343	19.196	23.056	20.091	114.3
6	16:15:32.097	1:00.143	16.809	23.219	20.115	114.5
7	16:16:31.799	59.702	17.224	22.480	19.998	113.5
8	16:17:32.321	1:00.522	17.157	23.184	20.181	112.2
9	16:18:32.474	1:00.153	18.415	21.681	20.057	112.6
10	16:19:31.805	59.331	16.780	22.532	20.019	108.1

(55) Stuart McANDREW						
1	16:10:25.278	1:04.013	18.862	24.448	20.703	88.8
2						

KMSC/SMRC Race meeting - AC

Scottish Legends Cars Championship

Knockhill AC 1.271 miles

Race 15 - Final 2

19/04/2026 15:40

Race (10 Laps) started at 16:09:16

Lap	Time of Day	Lap Tm	S1	S2	S3	SFSpd
3	16:12:33.173	1:02.062	18.086	22.603	21.373	110.0
4	16:13:33.210	1:00.037	17.583	22.014	20.440	107.9
5	16:14:33.604	1:00.394	17.914	22.167	20.313	107.5
6	16:15:33.209	59.605	17.593	21.933	20.079	107.4
7	16:16:32.734	59.525	17.731	21.823	19.971	109.5
8	16:17:33.871	1:01.137	18.181	22.644	20.312	112.8
9	16:18:34.359	1:00.488	18.618	21.740	20.130	108.6
10	16:19:33.655	59.296	17.425	21.698	20.173	108.1

Lap	Time of Day	Lap Tm	S1	S2	S3	SFSpd
5	16:14:37.949	1:01.589	17.866	23.003	20.720	107.9
6	16:15:39.584	1:01.635	17.827	22.819	20.989	106.5
7	16:16:41.059	1:01.475	17.951	22.671	20.853	105.5
8	16:17:43.587	1:02.528	18.227	23.423	20.878	105.2
9	16:18:45.628	1:02.041	18.566	22.780	20.695	105.5
10	16:19:46.932	1:01.304	17.616	22.636	21.052	106.9

(12) Colin REID

1	16:10:28.738	1:05.630	19.460	25.269	20.901	96.6
2	16:11:30.826	1:02.088	17.358	23.607	21.123	113.4
3	16:12:32.370	1:01.544	17.570	23.103	20.871	110.2
4	16:13:31.680	59.310	17.229	21.963	20.118	110.4
5	16:14:31.643	59.963	17.504	21.961	20.498	110.9
6	16:15:31.914	1:00.271	17.437	22.422	20.412	109.7
7	16:16:32.613	1:00.699	17.543	22.908	20.248	110.2
8	16:17:33.279	1:00.666	17.853	22.271	20.542	109.1
9	16:18:33.621	1:00.342	18.043	21.967	20.332	109.1
10	16:19:33.970	1:00.349	18.466	22.013	19.870	109.3

(44) Harry IRVINE

1	16:10:30.784	1:07.197	19.653	25.571	21.973	94.9
2	16:11:32.664	1:01.880	17.907	23.142	20.831	108.6
3	16:12:34.783	1:02.119	17.900	23.327	20.892	108.9
4	16:13:36.966	1:02.183	17.994	23.398	20.791	108.9
5	16:14:39.909	1:02.943	17.972	23.039	21.932	107.4
6	16:15:41.295	1:01.386	17.744	22.684	20.958	104.2
7	16:16:42.995	1:01.700	18.308	22.678	20.714	104.9
8	16:17:44.931	1:01.936	18.367	22.977	20.592	102.9
9	16:18:46.085	1:01.154	18.090	22.390	20.674	103.7
10	16:19:47.092	1:01.007	17.783	22.405	20.819	105.2

(43) Aiden McANDREW-DOWEN

1	16:10:30.942	1:06.989	19.954	25.590	21.445	98.8
2	16:11:32.106	1:01.164	17.768	22.719	20.677	110.4
3	16:12:33.973	1:01.867	17.654	23.229	20.984	114.1
4	16:13:34.596	1:00.623	17.675	22.493	20.455	108.8
5	16:14:34.282	59.686	17.533	21.660	20.493	110.2
6	16:15:33.974	59.692	17.424	22.137	20.131	110.4
7	16:16:34.278	1:00.304	18.089	21.765	20.450	111.3
8	16:17:35.054	1:00.776	17.847	22.348	20.581	109.7
9	16:18:35.091	1:00.037	17.976	21.690	20.371	109.8
10	16:19:34.798	59.707	17.335	22.100	20.272	111.5

(17) Ronald WILKINSON

1	16:10:24.355	1:04.052	19.216	24.143	20.693	80.1
2	16:11:27.975	1:03.620	17.961	24.142	21.517	108.1
3	16:12:33.617	1:05.642	17.933	24.883	22.826	107.0
4	16:13:36.215	1:02.598	17.886	23.570	21.142	106.0
5	16:14:37.868	1:01.653	17.679	22.884	21.090	106.2
6	16:15:40.674	1:02.806	18.359	22.934	21.513	104.9
7	16:16:43.620	1:02.946	18.914	23.289	20.743	106.2
8	16:17:46.396	1:02.776	17.880	23.795	21.101	106.7
9	16:18:48.011	1:01.615	17.987	22.799	20.829	105.3
10	16:19:49.488	1:01.477	17.700	22.821	20.956	105.2

(15) Elby CLARK

1	16:10:23.132	1:03.031	18.400	23.582	21.049	83.6
2	16:11:27.329	1:04.197	17.385	25.361	21.451	106.2
3	16:12:28.112	1:00.783	17.104	23.160	20.519	106.9
4	16:13:29.389	1:01.277	17.241	23.987	20.049	109.7
5	16:14:30.058	1:00.669	17.200	23.129	20.340	111.3
6	16:15:31.042	1:00.984	16.658	24.308	20.018	108.9
7	16:16:30.669	59.627	16.715	22.580	20.332	111.1
8	16:17:31.485	1:00.816	17.512	22.859	20.445	108.6
9	16:18:38.221	1:06.736	22.464	23.815	20.457	108.2
10	16:19:38.684	1:00.463	16.834	22.842	20.787	107.5

(5) Richard DUNBAR

1	16:10:32.276	1:08.901	19.679	27.185	22.037	91.4
2	16:11:39.516	1:07.240	18.373	25.985	22.882	105.2
3	16:12:44.937	1:05.421	17.899	25.493	22.029	104.0
4	16:13:51.804	1:06.867	17.691	26.140	23.036	103.4
5	16:14:58.159	1:06.355	18.340	25.863	22.152	102.0
6	16:16:05.016	1:06.857	18.131	26.001	22.725	102.1
7	16:17:11.399	1:06.383	18.189	25.993	22.201	101.7
8	16:18:17.186	1:05.787	18.159	25.617	22.011	100.8
9	16:19:29.342	1:12.156	18.082	28.789	25.285	100.9

(236) Darryl LAWS

1	16:10:29.669	1:05.950	19.357	25.247	21.346	95.2
2	16:11:31.759	1:02.090	17.894	23.348	20.848	109.3
3	16:12:34.427	1:02.668	18.738	23.123	20.807	110.9
4	16:13:36.423	1:01.996	18.059	23.381	20.556	109.8
5	16:14:39.461	1:03.038	17.748	23.546	21.744	108.9
6	16:15:40.708	1:01.247	17.949	22.600	20.698	107.2
7	16:16:41.365	1:00.657	17.709	22.380	20.568	108.6
8	16:17:42.637	1:01.272	17.837	22.882	20.553	108.2
9	16:18:43.849	1:01.212	17.790	22.895	20.527	105.7
10	16:19:44.600	1:00.751	17.770	22.282	20.699	105.7

(66) Alastair CALDERWOOD

1	16:10:32.651	1:08.398	20.577	26.054	21.767	96.6
2	16:11:38.155	1:05.504	17.950	24.658	22.896	106.9
3	16:12:43.151	1:04.996	18.825	24.444	21.727	106.2
4	16:13:46.916	1:03.765	17.953	24.555	21.257	104.0
5	16:14:51.639	1:04.723	18.124	24.961	21.638	102.8
6	16:15:56.100	1:04.461	18.795	24.238	21.428	103.2
7	16:17:01.127	1:05.027	18.624	24.568	21.835	102.9
8	16:18:06.847	1:05.720	18.610	25.566	21.544	99.6
9	16:19:11.873	1:05.026	18.909	24.156	21.961	100.5

(6) Gary ATKINSON

1	16:10:23.729	1:03.242	19.046	23.324	20.872	82.3
2	16:11:37.898	1:14.169	17.632	23.787	32.750	109.1
3	16:12:39.285	1:01.387	17.823	22.558	21.006	105.3
4	16:13:40.538	1:01.253	17.562	22.806	20.885	106.9
5	16:14:41.166	1:00.628	17.540	22.624	20.464	107.0
6	16:15:41.325	1:00.159	17.222	22.377	20.560	108.4
7	16:16:41.903	1:00.578	18.075	22.074	20.429	112.0
8	16:17:44.109	1:02.206	17.913	23.232	21.061	109.1
9	16:18:44.894	1:00.785	17.691	22.358	20.736	109.3
10	16:19:45.012	1:00.118	17.213	22.340	20.565	107.4

(305) Carlos PEREZ

1	16:10:27.012	1:04.578	18.767	25.063	20.748	92.1
2	16:11:29.228	1:02.216	17.474	23.434	21.308	112.0
3	16:12:30.067	1:00.839	17.757	23.114	19.968	112.0
4	16:13:30.026	59.959	17.481	22.465	20.013	112.8
5	16:14:30.244	1:00.218	17.437	22.421	20.360	114.3
6	16:15:29.846	59.602	17.315	22.257	20.030	110.7
7	16:16:28.346	58.500	17.268	21.285	19.947	111.3

(333) Bill READ

1	16:10:26.448	1:05.578	19.859	24.685	21.034	82.1
2	16:11:30.869	1:04.421	19.181	23.897	21.343	107.4
3	16:12:33.810	1:02.941	18.662	23.180	21.099	107.0
4	16:13:36.360	1:02.550	17.616	24.074	20.860	109.3

(97) Jamie BLAKE

1	16:10:27.939	1:05.773	18.420	26.635	20.718	94.3
2	16:11:29.559	1:01.620	17.779	23.009	20.832	113.2
3	16:12:31.339	1:01.780	17.645	23.701	20.434	112.8
4	16:13:30.769	59.430	16.600	22.704	20.126	110.2
5	16:14:30.970	1:00.201	17.463	22.395	20.343	113.2
6	16:15:29.991	59.021	17.149	22.405	19.467	113.4
7	16:16:28.383	58.392	16.598	22.153	19.641	110.4

(27) Grant HUNTER

1	16:10:24.372	1:03.173	18.759	23.868	20.546	91.4
2	16:11:24.455	1:00.083	17.088	22		



KMSC/SMRC Race meeting - AC

Scottish Legends Cars Championship

Knockhill AC 1.271 miles

Race 15 - Final 2

19/04/2026 15:40

Race (10 Laps) started at 16:09:16

Lap	Time of Day	Lap Tm	S1	S2	S3	SFSpd	Lap	Time of Day	Lap Tm	S1	S2	S3	SFSpd
3	16:12:24.944	1:00.489	17.466	22.723	20.300	107.5							
4	16:13:24.628	59.684	17.375	21.962	20.347	105.3							

Clerk of the Course

Sig : Time :
Chief Timekeeper : Ian Sharp (SMART Timing)
Results available at www.smart-timing.co.uk and www.speed



motor
sport
UK

**RACE
WITH
RESPECT**





KMSC/SMRC Race meeting - AC

Lapchart

Scottish Legends Cars Championship

Knockhill AC 1.271 miles

Race 15 - Final 2

19/04/2026 15:40

Race (10 Laps) started at 16:09:16



Competitors	Laps											
	0	1	2	3	4	5	6	7	8	9	10	
Elby CLARK (15)	1	15	15	733	27	27	9	51	1	1	1	1
Ronald WILKINSON (17)	2	17	733	27	733	9	51	9	9	9	9	9
Keith ATKINSON (733)	3	733	6	9	9	733	733	68	68	68	68	68
Gary ATKINSON (6)	4	6	9	51	51	51	68	1	51	51	51	77
Bill READ (333)	5	333	17	15	68	68	14	24	14	14	14	51
Colin ATKINSON (9)	6	9	27	68	15	14	1	14	95	77	77	14
Murray SCOTT (51)	7	51	51	17	95	95	24	733	77	95	95	24
Grant HUNTER (27)	8	27	68	95	14	1	95	95	733	24	24	95
Stuart McANDREW (55)	9	55	55	14	1	24	15	305	24	733	733	733
Nick BRIDGEMAN (68)	10	68	95	2	24	15	305	77	305	15	94	94
Scott SMITH (13)	11	13	2	55	2	2	55	97	97	94	2	2
Maxim POPELYUSHKO (95)	12	95	333	1	55	77	77	15	15	2	55	55
David ALLAN (2)	13	2	14	24	77	305	97	55	55	55	12	13
Jamie BLAKE (97)	14	97	305	305	305	55	12	94	94	12	13	12
Daniel CLARK (14)	15	14	1	77	97	97	94	12	2	13	43	43
Carlos PEREZ (305)	16	305	24	97	94	94	2	2	12	43	15	15
Ben MASON (1)	17	1	77	12	12	12	13	13	13	236	236	236
Matthew PAPE (24)	18	24	97	333	13	13	43	43	43	333	6	6
Michael WEDDELL (77)	19	77	13	13	17	43	17	333	333	6	333	333
Colin REID (12)	20	12	12	94	333	17	333	17	236	44	44	44
Richard DUNBAR (5)	21	5	236	236	43	333	236	236	6	17	17	17
Harry IRVINE (44)	22	44	94	43	236	236	44	44	44	66	66	66
Darryl LAWS (236)	23	236	44	44	44	44	6	6	17	5	5	5
Aiden McANDREW-DOWEN (43)	24	43	43	6	6	6	66	66	66			
Angus SCRIVENER (94)	25	94	5	66	66	66	5	5	5			
Alastair CALDERWOOD (66)	26	66	66	5	5	5						
-	27											
-	28											
-	29											
-	30											
-	31											
-	32											

Clerk of the Course

Sig : Time :
 Chief Timekeeper : Ian Sharp (SMART Timing)
 Results available at www.smart-timing.co.uk and www.speed



Orbits

KMSC/SMRC Race meeting - AC

Sorted on best lap time

Super Lap Scotland

Knockhill AC 1.271 miles

Final 2

19/04/2026 16:20

Practice (15:00 Time) started at 16:24:35

Pos	No.	Name	Make/Model	CC	Class	Laps	Best Tm	Diff	Best Speed	2nd Best
1	92	Michael OSBORNE Snr	Mitsubishi Evo5	1998	P	10	55.506		82.454	55.622
2	155	Adam KINDNESS	Mini R53 Cooper S	1600S	D	9	57.501	1.995	79.593	57.588
3	10	Nev WOOD	Ariel Atom	2000	P	13	58.295	2.789	78.509	58.329
4	64	David WALLACE	Honda S2000	2000	E	11	58.620	3.114	78.074	58.989
5	23	Andrew COWIE	Subaru Impreza	2100	E	12	59.517	4.011	76.897	59.522
6	7	Steven ARKLEY	Westfield Megabus	1440	B RC	2	1:20.586	25.080	56.792	1:29.398

Clerk of the Course

Sig : Time :
Chief Timekeeper : Ian Sharp (SMART Timing)

Results available at www.smart-timing.co.uk and www.speed

Printed: 19/04/2026 16:40:27



motor
sport
UK

RACE
WITH
RESPECT



Orbits

KMSC/SMRC Race meeting - AC

Super Lap Scotland

Knockhill AC 1.271 miles

Final 2

19/04/2026 16:20

Practice (15:00 Time) started at 16:24:35

Lap	Time of Day	Lap Tm	S1	S2	S3	SFSpd
(92) Michael OSBORNE Snr						
1	16:26:20.637	1:16.976	26.093	28.432	22.451	28.1
2	16:27:32.521	1:11.884	22.301	29.701	19.882	89.2
3	16:28:28.635	56.114	16.417	21.219	18.478	123.1
4	16:31:03.529	2:34.894	23.361	34.745	1:36.788	123.4
5	16:32:20.592	1:17.063	27.710	29.551	19.802	26.2
6	16:33:16.098	55.506	15.983	21.124	18.399	124.0
7	16:34:43.785	1:27.687	27.187	40.294	20.206	127.3
8	16:35:39.407	55.622	16.047	20.988	18.587	124.5
9	16:37:00.502	1:21.095	27.736	33.309	20.050	125.2
10	16:37:56.250	55.748	16.051	21.301	18.396	125.2

(155) Adam KINDNESS						
1	16:25:51.695	1:14.230	21.195	31.822	21.213	39.2
2	16:26:49.283	57.588	16.344	21.780	19.464	113.0
3	16:28:55.205	2:05.922	26.155	43.047	56.720	113.5
4	16:30:18.146	1:22.941	26.710	34.949	21.282	38.0
5	16:31:15.968	57.822	16.303	22.139	19.380	113.2
6	16:32:37.605	1:21.637	21.997	37.370	22.270	113.9
7	16:33:35.106	57.501	16.142	22.006	19.353	114.5
8	16:35:05.867	1:30.761	23.271	43.789	23.701	114.9
9	16:36:30.656	1:24.789	19.138	43.412	22.239	113.7

(10) Nev WOOD						
1	16:26:08.206	1:22.161	26.352	31.142	24.667	34.4
2	16:27:19.749	1:11.543	20.448	28.913	22.182	108.2
3	16:28:25.443	1:05.694	17.571	26.328	21.795	126.1
4	16:29:26.566	1:01.123	16.491	24.518	20.114	129.3
5	16:30:25.714	59.148	15.828	23.626	19.694	130.3
6	16:31:25.171	59.457	15.854	23.983	19.620	130.1
7	16:32:27.135	1:01.964	16.652	24.970	20.342	129.3
8	16:33:25.650	58.515	15.988	23.107	19.420	131.3
9	16:34:24.594	58.944	16.006	23.612	19.326	131.1
10	16:35:22.923	58.329	15.717	23.194	19.418	130.6
11	16:36:21.218	58.295	15.672	23.110	19.513	130.8
12	16:37:20.392	59.174	16.139	23.479	19.556	131.3
13	16:38:21.092	1:00.700	16.152	24.488	20.060	132.1

(64) David WALLACE						
1	16:26:00.503	1:17.165	25.438	27.749	23.978	29.8
2	16:27:07.066	1:06.563	20.290	24.982	21.291	96.4
3	16:28:06.648	59.582	17.332	22.187	20.063	108.8
4	16:29:05.719	59.071	17.262	21.688	20.121	111.8
5	16:30:04.726	59.007			20.078	111.3
6	16:31:23.344	1:18.618	20.641	28.990	28.987	110.6
7	16:32:45.417	1:22.073	24.816	29.985	27.272	62.0
8	16:34:04.642	1:19.225	26.611	31.884	20.730	77.9
9	16:35:03.262	58.620	17.059	21.827	19.734	111.3
10	16:36:02.251	58.989	17.272	21.779	19.938	112.0
11	16:37:35.292	1:33.041	23.238	32.711	37.092	110.9

(23) Andrew COWIE						
1	16:25:54.749	1:19.075	23.511	32.253	23.311	32.6
2	16:26:57.699	1:02.950	18.466	24.019	20.465	101.2
3	16:27:57.799	1:00.100	16.609	23.551	19.940	113.5
4	16:28:57.356	59.557	16.399	23.273	19.885	114.3
5	16:29:57.964	1:00.608	16.820	23.239	20.549	112.0
6	16:30:57.486	59.522	16.531	23.335	19.656	112.4
7	16:31:57.003	59.517	16.645	23.192	19.680	113.0
8	16:32:57.045	1:00.042	16.889	23.225	19.928	112.2
9	16:33:56.841	59.796	17.229	22.551	20.016	111.7
10	16:35:01.930	1:05.089	16.717	23.686	24.686	111.7
11	16:36:15.166	1:13.236	24.033	29.119	20.084	72.0
12	16:37:14.783	59.617	16.811	22.819	19.987	109.7

(7) Steven ARKLEY						
1	16:26:30.511	1:29.398	29.430	32.968	27.000	24.4
2	16:27:51.097	1:20.586	23.212	30.737	26.637	80.9

Clerk of the Course

Sig : Time :
 Chief Timekeeper : Ian Sharp (SMART Timing)

Results available at www.smart-timing.co.uk and www.speed

Printed: 19/04/2026 16:40:52



Orbits