



SCOTTISH CLASSIC SPORTS & SALOON CHAMPIONSHIP | HISTORIC MODSPORTS



BARC Thruxton Retro – Back to the 80s
Thruxton
4th / 5th July 2026



SPORTS TIMING
TIMING SOLUTIONS LTD

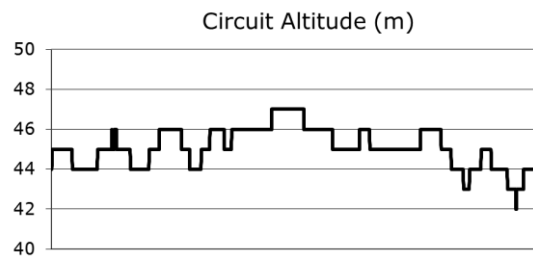
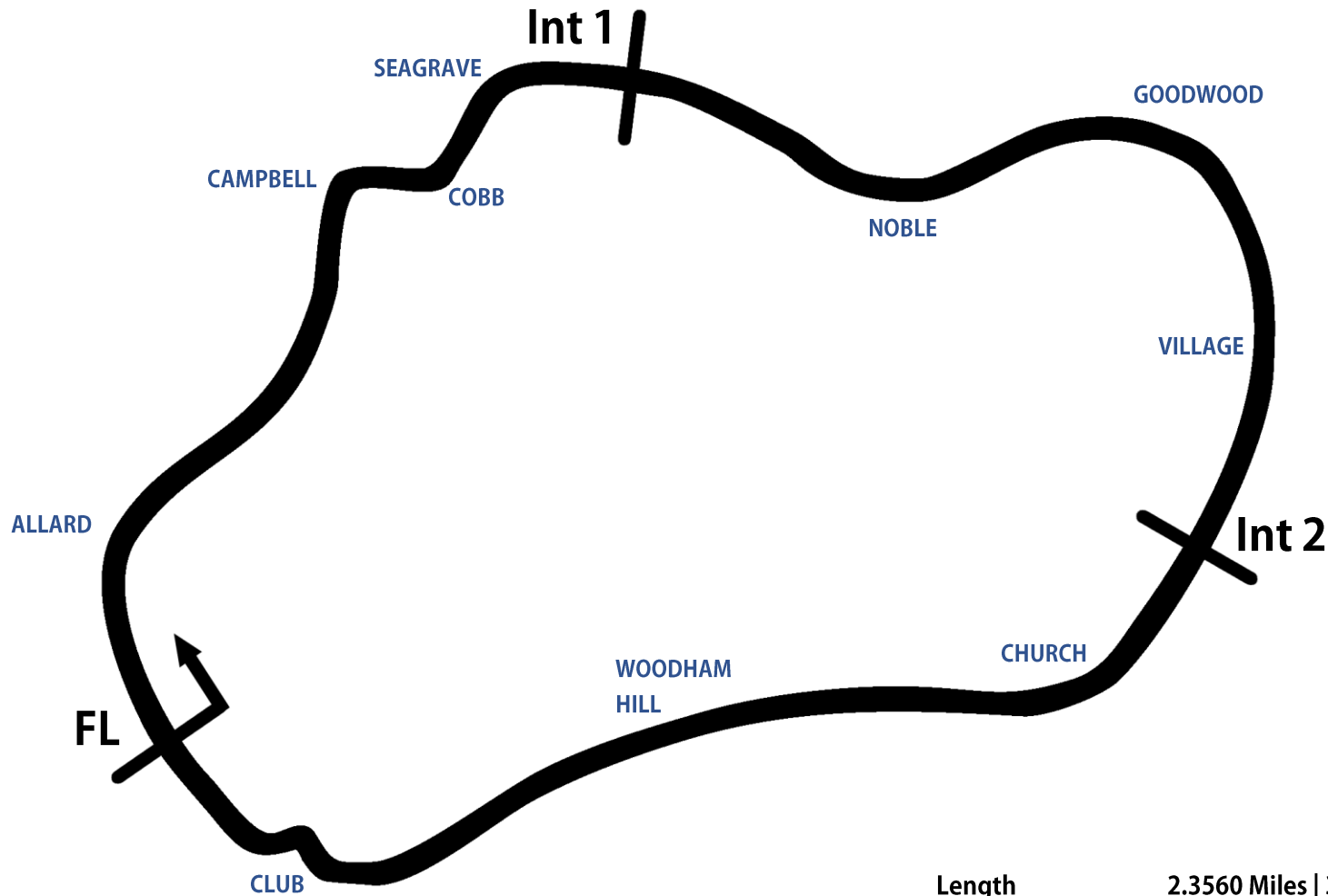
Timing & Results Provided by Timing Solutions Ltd

www.tsl-timing.com



Thruxton Circuit

Andover, Hampshire, UK



	Length	2.3560 Miles 3.791 km 3791.6 m	
FL		51.20766 N	1.60897 W
Int 1	1128m	51.21418 N	1.60062 W
Int 2	2380m	51.20983 N	1.59065 W
Pit Entry	3697m	51.20680 N	1.60788 W
Pit Exit	100m after FL	51.20844 N	1.60924 W
Pit Entry - Pit Exit	219m, 15.8s @ 50kph, 13.1s @ 60kph		

BARC Thruxton Retro - Back to the 80s

SCOTTISH CLASSIC SPORTS & SALOON CHAMPIONSHIP | HISTORIC MODSPORTS

QUALIFYING - RACE 6 - CLASSIFICATION

POS	NO	CL	PIC	NAME	ENTRY	TIME	ON	LAPS	GAP	DIFF	MPH
1	55	MD	1	Matthew ELLIS	DAF / March 55	1:26.793	2	4			97.72
2	10	MD	2	Steve BARNARD	Ford Escort MK1	1:30.500	8	8	3.707	3.707	93.71
3	45	MB	1	David MORRISON	MG Midget	1:31.227	6	9	4.434	0.727	92.97
4	76	I	1	Dean CLAYTON	Volkswagen Golf Gti Mk2 16v	1:32.473	7	8	5.680	1.246	91.71
5	5	MC	1	Stephen PRIMETT	Ford Escort Mk1	1:32.641	4	8	5.848	0.168	91.55
6	64	E	1	Adam KINMOND	Rover Vitesse	1:33.717	8	8	6.924	1.076	90.50
7	27*	MD	3	Martin REYNOLDS	Ford Mar-01	1:33.938	7	8	7.145	0.221	90.28
8	63	E	2	John KINMOND	Rover 3500 V8	1:33.939	4	6	7.146	0.001	90.28
9	13	A	1	Alastair BAPTIE	Fiat X1/9	1:34.467	6	8	7.674	0.528	89.78
10	96*	MD	4	Peter BAKER	Aston Martin DB4 Lightweight	1:35.035	3	8	8.242	0.568	89.24
11	196	MD	5	Jonathan ELLISON	TVR Griffith	1:35.412	6	8	8.619	0.377	88.89
12	88	MC	2	Iain MCBAY	Davrian Mk8	1:36.108	8	8	9.315	0.696	88.25
13	51	E	3	Ewan ANDERSON	MGB GT V8	1:37.649	8	8	10.856	1.541	86.85

QUALIFYING LAPTIME (110.0% of 1:31.227) = 1:40.349

14	2	I	2	Thomas OWEN	Peugeot 205	1:41.397	6	7	14.604	3.748	83.64
15	92	MD	6	Neil VAUGHAN	Chevrolet Corvette C3	1:43.088	2	7	16.295	1.691	82.27
16	71	A	2	Paul BOWERS	Fiat 128 Coupe	1:47.443	6	7	20.650	4.355	78.94
17	99	MB	2	David BREWIS	MG Midget	1:47.961	7	7	21.168	0.518	78.56
18	78	MA	1	Myles CASTALDINI	Davrian Mk5	1:50.103	1	2	23.310	2.142	77.03
19	24	I	3	William Ralph UNDERWOOD	Triumph TR7 V8	1:51.852	6	6	25.059	1.749	75.82
20	40	A	3	Ian MORTON	Austin A40 Farina	1:54.022	7	7	27.229	2.170	74.38
21	7	A	4	Philip MORTON	Fiat Uno						

No. 27, 96 - 1 Lap time disallowed; exceeding track limits.

Weather / Track : Cloudy / Dry

These results are provisional until the conclusion of any judicial and technical matters.

Date: 04/07/2026 Start: 12:08 Finish: 12:23

Thruxton: 2.3560 miles

Clerk Of Course: Dave Weston

Timekeeper: Robert Cook



Results can be found at www.tsl-timing.com

Printed - 12:51 Saturday, 04 July 2026

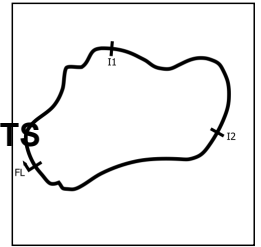


The British Automobile Racing Club

BARC Thruxton Retro - Back to the 80s

SCOTTISH CLASSIC SPORTS & SALOON CHAMPIONSHIP | HISTORIC MODSPORTS

QUALIFYING - RACE 6 - SECTOR ANALYSIS



SECTOR 1 = FL to I1, SECTOR 2 = I1 to I2, SECTOR 3 = I2 to FL, DIFF = Difference To Personal Best Lap, P = Crossed Finish Line in Pit Lane, D = Time Disallowed

P1 55 MD		Matthew ELLIS		DAF / March 55			
IDEAL LAP TIME : 1:26.043		BEST LAP TIME : 1:26.793		DIFFERENCE : 0.750			
LAP	SECTOR 1	SECTOR 2	SECTOR 3	LAP TIME	MPH	DIFF	TIME OF DAY
1 -	29.380	23.387	34.490	1:27.257 (2)	97.20	0.464	12:15:30.864
2 -	28.817	22.866	35.110	1:26.793 (1)	97.72		12:16:57.657
3 -		22.736	34.890	2:57.140 (3)	47.88	1:30.347	12:19:54.797
4 -	33.782	25.644	IN PIT	1:45.298 P	80.54	18.505	12:21:40.095

P2 10 MD		Steve BARNARD		Ford Escort MK!			
IDEAL LAP TIME : 1:30.500		BEST LAP TIME : 1:30.500		DIFFERENCE : 0.000			
LAP	SECTOR 1	SECTOR 2	SECTOR 3	LAP TIME	MPH	DIFF	TIME OF DAY
1 -	33.621	27.220	38.032	1:38.873	85.78	8.373	12:12:40.003
2 -	31.100	24.525	36.764	1:32.389 (3)	91.80	1.889	12:14:12.392
3 -	32.945	24.614	38.207	1:35.766	88.56	5.266	12:15:48.158
4 -	31.102	24.726	37.542	1:33.370	90.83	2.870	12:17:21.528
5 -	31.799	26.068	37.703	1:35.570	88.74	5.070	12:18:57.098
6 -	30.609	24.281	37.246	1:32.136 (2)	92.05	1.636	12:20:29.234
7 -	30.719	24.783	37.308	1:32.810	91.38	2.310	12:22:02.044
8 -	30.536	23.976	35.988	1:30.500 (1)	93.71		12:23:32.544

P3 45 MB		David MORRISON		MG Midget			
IDEAL LAP TIME : 1:29.646		BEST LAP TIME : 1:31.227		DIFFERENCE : 1.581			
LAP	SECTOR 1	SECTOR 2	SECTOR 3	LAP TIME	MPH	DIFF	TIME OF DAY
1 -	30.849	24.826	37.471	1:33.146	91.05	1.919	12:11:27.595
2 -	30.457	24.567	38.729	1:33.753	90.46	2.526	12:13:01.348
3 -	30.072	24.628	38.765	1:33.465	90.74	2.238	12:14:34.813
4 -	30.139	24.878	36.584	1:31.601 (3)	92.59	0.374	12:16:06.414
5 -	29.456	25.237	37.471	1:32.164	92.02	0.937	12:17:38.578
6 -	29.041	24.043	38.143	1:31.227 (1)	92.97		12:19:09.805
7 -	29.452	24.316	37.601	1:31.369 (2)	92.82	0.142	12:20:41.174
8 -	29.181	24.578	38.089	1:31.848	92.34	0.621	12:22:13.022
9 -	30.670	24.021	38.461	1:33.152	91.05	1.925	12:23:46.174

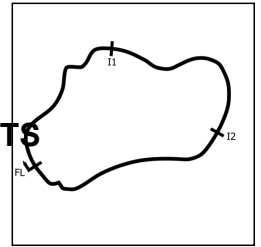
P4 76 I		Dean CLAYTON		Volkswagen Golf Gti Mk2 16v			
IDEAL LAP TIME : 1:31.763		BEST LAP TIME : 1:32.473		DIFFERENCE : 0.710			
LAP	SECTOR 1	SECTOR 2	SECTOR 3	LAP TIME	MPH	DIFF	TIME OF DAY
1 -	30.940	25.628	37.190	1:33.758	90.46	1.285	12:12:09.762
2 -	33.398	25.188	36.769	1:35.355	88.94	2.882	12:13:45.117
3 -	30.693	25.040	36.866	1:32.599 (2)	91.59	0.126	12:15:17.716
4 -	31.429	25.671	36.702	1:33.802	90.42	1.329	12:16:51.518
5 -	34.082	25.599	37.914	1:37.595	86.90	5.122	12:18:29.113
6 -	30.967	24.884	36.825	1:32.676 (3)	91.51	0.203	12:20:01.789
7 -	30.376	24.685	37.412	1:32.473 (1)	91.71		12:21:34.262
8 -	30.995	26.267	39.136	1:36.398	87.98	3.925	12:23:10.660

P5 5 MC		Stephen PRIMETT		Ford Escort Mk1			
IDEAL LAP TIME : 1:32.612		BEST LAP TIME : 1:32.641		DIFFERENCE : 0.029			
LAP	SECTOR 1	SECTOR 2	SECTOR 3	LAP TIME	MPH	DIFF	TIME OF DAY
1 -	31.799	25.797	37.683	1:35.279	89.01	2.638	12:12:22.425
2 -	32.075	25.348	37.403	1:34.826	89.44	2.185	12:13:57.251
3 -	31.688	25.260	37.811	1:34.759 (3)	89.50	2.118	12:15:32.010
4 -	30.900	24.999	36.742	1:32.641 (1)	91.55		12:17:04.651
5 -	32.966	25.725	36.844	1:35.535	88.78	2.894	12:18:40.186
6 -	31.194	25.005	40.146	1:36.345	88.03	3.704	12:20:16.531
7 -	31.056	47.679	42.659	2:01.394	69.86	28.753	12:22:17.925
8 -	31.427	25.529	36.713	1:33.669 (2)	90.54	1.028	12:23:51.594

BARC Thruxton Retro - Back to the 80s

SCOTTISH CLASSIC SPORTS & SALOON CHAMPIONSHIP | HISTORIC MODSPORTS

QUALIFYING - RACE 6 - SECTOR ANALYSIS



SECTOR 1 = FL to I1, SECTOR 2 = I1 to I2, SECTOR 3 = I2 to FL, DIFF = Difference To Personal Best Lap, P = Crossed Finish Line in Pit Lane, D = Time Disallowed

P6 64 E Adam KINMOND		Rover Vitesse					
IDEAL LAP TIME : 1:33.717		BEST LAP TIME : 1:33.717		DIFFERENCE : 0.000			
LAP	SECTOR 1	SECTOR 2	SECTOR 3	LAP TIME	MPH	DIFF	TIME OF DAY
1 -	32.378	25.991	40.106	1:38.475	86.12	4.758	12:11:53.253
2 -	32.782	25.837	38.856	1:37.475 (3)	87.01	3.758	12:13:30.728
3 -	33.249	25.658	40.460	1:39.367	85.35	5.650	12:15:10.095
4 -	34.127	25.548	38.918	1:38.593	86.02	4.876	12:16:48.688
5 -	34.626	26.231	39.063	1:39.920	84.88	6.203	12:18:28.608
6 -	34.045	25.272	39.674	1:38.991	85.68	5.274	12:20:07.599
7 -	31.303	25.011	38.251	1:34.565 (2)	89.69	0.848	12:21:42.164
8 -	31.141	24.754	37.822	1:33.717 (1)	90.50		12:23:15.881

P7 27 MD Martin REYNOLDS		Ford Mar-01					
IDEAL LAP TIME : 1:33.938		BEST LAP TIME : 1:33.938		DIFFERENCE : 0.000			
LAP	SECTOR 1	SECTOR 2	SECTOR 3	LAP TIME	MPH	DIFF	TIME OF DAY
1 -	34.445	26.423	39.156	1:40.024	84.79	6.086	12:11:51.593
2 -	33.876	25.826	37.993	1:37.695 (3)	86.81	3.757	12:13:29.288
3 -	34.022	25.681	40.445	1:40.148	84.69	6.210	12:15:09.436
4 -	34.114	25.327	37.762	1:37.203 (2)	87.25	3.265	12:16:46.639
5 -	50.929	26.724	37.321	1:54.974	73.76	21.036	12:18:41.613
6 -	32.959	25.104	37.538	1:35.604 D	88.71	1.663	12:20:17.214
7 -	32.498	25.021	36.419	1:33.938 (1)	90.28		12:21:51.152
8 -	34.976	26.096	38.026	1:39.098	85.58	5.160	12:23:30.250

P8 63 E John KINMOND		Rover 3500 V8					
IDEAL LAP TIME : 1:33.020		BEST LAP TIME : 1:33.939		DIFFERENCE : 0.919			
LAP	SECTOR 1	SECTOR 2	SECTOR 3	LAP TIME	MPH	DIFF	TIME OF DAY
1 -	32.842	25.051	37.866	1:35.759	88.57	1.820	12:12:00.290
2 -	32.787	27.373	38.173	1:38.333	86.25	4.394	12:13:38.623
3 -	31.799	25.349	37.455	1:34.603 (3)	89.65	0.664	12:15:13.226
4 -	32.718	24.269	36.952	1:33.939 (1)	90.28		12:16:47.165
5 -	32.225	24.882	37.026	1:34.133 (2)	90.10	0.194	12:18:21.298
6 -	35.048	29.908	IN PIT	1:52.575 P	75.34	18.636	12:20:13.873

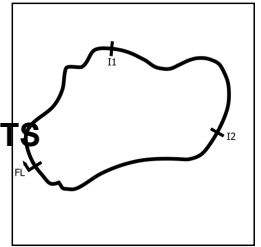
P9 13 A Alastair BAPTIE		Fiat X1/9					
IDEAL LAP TIME : 1:34.008		BEST LAP TIME : 1:34.467		DIFFERENCE : 0.459			
LAP	SECTOR 1	SECTOR 2	SECTOR 3	LAP TIME	MPH	DIFF	TIME OF DAY
1 -	33.705	26.719	38.813	1:39.237	85.46	4.770	12:12:31.432
2 -	31.962	25.590	40.705	1:38.257	86.32	3.790	12:14:09.689
3 -	32.503	25.537	38.188	1:36.228 (3)	88.14	1.761	12:15:45.917
4 -	31.409	25.202	40.446	1:37.057	87.38	2.590	12:17:22.974
5 -	31.722	25.810	37.636	1:35.168 (2)	89.12	0.701	12:18:58.142
6 -	31.641	25.429	37.397	1:34.467 (1)	89.78		12:20:32.609
7 -	31.770	26.062	38.683	1:36.515	87.87	2.048	12:22:09.124
8 -	32.489	25.618	38.268	1:36.375	88.00	1.908	12:23:45.499

P10 96 MD Peter BAKER		Aston Martin DB4 Lightweight					
IDEAL LAP TIME : 1:33.927		BEST LAP TIME : 1:35.035		DIFFERENCE : 1.108			
LAP	SECTOR 1	SECTOR 2	SECTOR 3	LAP TIME	MPH	DIFF	TIME OF DAY
1 -	33.773	26.633	39.592	1:39.998	84.81	4.963	12:12:19.369
2 -	35.530	26.426	37.542	1:39.498	85.24	4.463	12:13:58.867
3 -	32.063	26.092	36.880	1:35.035 (1)	89.24		12:15:33.902
4 -	31.578	25.844	39.742	1:37.164 (3)	87.29	2.129	12:17:11.066
5 -	33.516	27.115	37.505	1:38.136	86.42	3.101	12:18:49.202
6 -	32.484	25.469	37.843	1:35.796 (2)	88.53	0.761	12:20:24.998
7 -	32.113	26.832	39.503	1:38.448 D	86.15	3.413	12:22:03.446
8 -	32.586	26.400	38.317	1:37.303	87.16	2.268	12:23:40.749

BARC Thruxton Retro - Back to the 80s

SCOTTISH CLASSIC SPORTS & SALOON CHAMPIONSHIP | HISTORIC MODSPORTS

QUALIFYING - RACE 6 - SECTOR ANALYSIS



SECTOR 1 = FL to I1, SECTOR 2 = I1 to I2, SECTOR 3 = I2 to FL, DIFF = Difference To Personal Best Lap, P = Crossed Finish Line in Pit Lane, D = Time Disallowed

P11 196 MD Jonathan ELLISON		TVR Griffith					
IDEAL LAP TIME : 1:34.735		BEST LAP TIME : 1:35.412		DIFFERENCE : 0.677			
LAP	SECTOR 1	SECTOR 2	SECTOR 3	LAP TIME	MPH	DIFF	TIME OF DAY
1 -	33.778	25.703	38.481	1:37.962	86.58	2.550	12:12:26.159
2 -	33.152	25.615	40.486	1:39.253	85.45	3.841	12:14:05.412
3 -	32.949	25.927	37.945	1:36.821 (3)	87.60	1.409	12:15:42.233
4 -	33.013	26.631	38.446	1:38.090	86.46	2.678	12:17:20.323
5 -	33.818	26.946	38.005	1:38.769	85.87	3.357	12:18:59.092
6 -	32.632	25.553	37.227	1:35.412 (1)	88.89		12:20:34.504
7 -	33.274	26.242	38.005	1:37.521	86.97	2.109	12:22:12.025
8 -	33.386	25.241	36.862	1:35.489 (2)	88.82	0.077	12:23:47.514

P12 88 MC Iain MCBAY		Davrian Mk8					
IDEAL LAP TIME : 1:36.108		BEST LAP TIME : 1:36.108		DIFFERENCE : 0.000			
LAP	SECTOR 1	SECTOR 2	SECTOR 3	LAP TIME	MPH	DIFF	TIME OF DAY
1 -	36.305	27.986	44.771	1:49.062	77.76	12.954	12:12:06.894
2 -	36.204	27.577	43.739	1:47.520	78.88	11.412	12:13:54.414
3 -	35.811	28.168	41.004	1:44.983	80.79	8.875	12:15:39.397
4 -	34.670	27.933	41.953	1:44.556	81.12	8.448	12:17:23.953
5 -	33.407	26.361	40.254	1:40.022 (3)	84.79	3.914	12:19:03.975
6 -	33.714	26.832	39.800	1:40.346	84.52	4.238	12:20:44.321
7 -	32.162	25.613	39.155	1:36.930 (2)	87.50	0.822	12:22:21.251
8 -	32.121	25.156	38.831	1:36.108 (1)	88.25		12:23:57.359

P13 51 E Ewan ANDERSON		MGB GT V8					
IDEAL LAP TIME : 1:37.340		BEST LAP TIME : 1:37.649		DIFFERENCE : 0.309			
LAP	SECTOR 1	SECTOR 2	SECTOR 3	LAP TIME	MPH	DIFF	TIME OF DAY
1 -	34.878	29.742	40.983	1:45.603	80.31	7.954	12:12:26.319
2 -	34.700	27.335	40.064	1:42.099	83.07	4.450	12:14:08.418
3 -	34.584	27.581	39.981	1:42.146	83.03	4.497	12:15:50.564
4 -	33.365	26.722	38.966	1:39.053	85.62	1.404	12:17:29.617
5 -	32.942	26.486	41.429	1:40.857	84.09	3.208	12:19:10.474
6 -	32.546	25.994	39.212	1:37.752 (2)	86.76	0.103	12:20:48.226
7 -	32.762	25.951	39.929	1:38.642 (3)	85.98	0.993	12:22:26.868
8 -	32.677	26.129	38.843	1:37.649 (1)	86.85		12:24:04.517

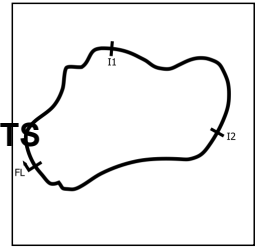
P14 2 I Thomas OWEN		Peugeot 205					
IDEAL LAP TIME : 1:41.037		BEST LAP TIME : 1:41.397		DIFFERENCE : 0.360			
LAP	SECTOR 1	SECTOR 2	SECTOR 3	LAP TIME	MPH	DIFF	TIME OF DAY
1 -	37.898	31.396	43.791	1:53.085	75.00	11.688	12:12:46.464
2 -	35.883	29.198	41.891	1:46.972	79.28	5.575	12:14:33.436
3 -	33.949	28.625	41.712	1:44.286	81.33	2.889	12:16:17.722
4 -	33.629	28.271	40.348	1:42.248 (2)	82.95	0.851	12:17:59.970
5 -	33.070	28.772	40.605	1:42.447 (3)	82.79	1.050	12:19:42.417
6 -	33.065	27.624	40.708	1:41.397 (1)	83.64		12:21:23.814
7 -	35.064	29.009	40.936	1:45.009	80.77	3.612	12:23:08.823

P15 92 MD Neil VAUGHAN		Chevrolet Corvette C3					
IDEAL LAP TIME : 1:42.402		BEST LAP TIME : 1:43.088		DIFFERENCE : 0.686			
LAP	SECTOR 1	SECTOR 2	SECTOR 3	LAP TIME	MPH	DIFF	TIME OF DAY
1 -	36.459	28.624	41.812	1:46.895	79.34	3.807	12:12:44.826
2 -	34.087	27.852	41.149	1:43.088 (1)	82.27		12:14:27.914
3 -	34.397	28.626	40.743	1:43.766 (3)	81.73	0.678	12:16:11.680
4 -	35.792	28.370	41.459	1:45.621	80.30	2.533	12:17:57.301
5 -	35.237	28.596	42.759	1:46.592	79.57	3.504	12:19:43.893
6 -	35.185	27.963	40.463	1:43.611 (2)	81.86	0.523	12:21:27.504
7 -	35.479	28.959	41.705	1:46.143	79.90	3.055	12:23:13.647

BARC Thruxton Retro - Back to the 80s

SCOTTISH CLASSIC SPORTS & SALOON CHAMPIONSHIP | HISTORIC MODSPORTS

QUALIFYING - RACE 6 - SECTOR ANALYSIS



SECTOR 1 = FL to I1, SECTOR 2 = I1 to I2, SECTOR 3 = I2 to FL, DIFF = Difference To Personal Best Lap, P = Crossed Finish Line in Pit Lane, D = Time Disallowed

P16 71 A Paul BOWERS		Fiat 128 Coupe					
IDEAL LAP TIME : 1:46.876		BEST LAP TIME : 1:47.443		DIFFERENCE : 0.567			
LAP	SECTOR 1	SECTOR 2	SECTOR 3	LAP TIME	MPH	DIFF	TIME OF DAY
1 -	37.120	31.366	44.265	1:52.751	75.22	5.308	12:12:17.478
2 -	37.089	29.508	43.821	1:50.418	76.81	2.975	12:14:07.896
3 -	38.561	29.308	42.766	1:50.635	76.66	3.192	12:15:58.531
4 -	36.191	29.541	42.879	1:48.611 (3)	78.09	1.168	12:17:47.142
5 -	35.321	29.277	43.787	1:48.385 (2)	78.25	0.942	12:19:35.527
6 -	35.101	29.009	43.333	1:47.443 (1)	78.94		12:21:22.970
7 -	37.544	30.081	IN PIT	2:02.392 P	69.29	14.949	12:23:25.362

P17 99 MB David BREWIS		MG Midget					
IDEAL LAP TIME : 1:47.801		BEST LAP TIME : 1:47.961		DIFFERENCE : 0.160			
LAP	SECTOR 1	SECTOR 2	SECTOR 3	LAP TIME	MPH	DIFF	TIME OF DAY
1 -	38.638	31.361	50.022	2:00.021	70.66	12.060	12:13:06.221
2 -	38.782	33.458	49.360	2:01.600	69.75	13.639	12:15:07.821
3 -	39.911	29.700	46.354	1:55.965	73.13	8.004	12:17:03.786
4 -	38.546	30.927	44.322	1:53.795	74.53	5.834	12:18:57.581
5 -	36.937	27.884	45.193	1:50.014 (3)	77.09	2.053	12:20:47.595
6 -	36.801	28.305	44.456	1:49.562 (2)	77.41	1.601	12:22:37.157
7 -	35.974	28.044	43.943	1:47.961 (1)	78.56		12:24:25.118

P18 78 MA Myles CASTALDINI		Davrian Mk5					
IDEAL LAP TIME : 1:48.783		BEST LAP TIME : 1:50.103		DIFFERENCE : 1.320			
LAP	SECTOR 1	SECTOR 2	SECTOR 3	LAP TIME	MPH	DIFF	TIME OF DAY
1 -	35.114	29.163	45.826	1:50.103 (1)	77.03		12:12:55.960
2 -	33.912	29.045	IN PIT	1:44.201 P	81.39		12:14:40.161

P19 24 I William Ralph UNDERWOOD		Triumph TR7 V8					
IDEAL LAP TIME : 1:51.852		BEST LAP TIME : 1:51.852		DIFFERENCE : 0.000			
LAP	SECTOR 1	SECTOR 2	SECTOR 3	LAP TIME	MPH	DIFF	TIME OF DAY
1 -	41.701	34.763	51.687	2:08.151	66.18	16.299	12:15:10.338
2 -	40.903	33.374	46.849	2:01.126	70.02	9.274	12:17:11.464
3 -	39.484	32.665	47.517	1:59.666	70.87	7.814	12:19:11.130
4 -	38.500	31.647	47.300	1:57.447 (3)	72.21	5.595	12:21:08.577
5 -	37.412	32.090	44.175	1:53.677 (2)	74.61	1.825	12:23:02.254
6 -	36.949	31.210	43.693	1:51.852 (1)	75.82		12:24:54.106

P20 40 A Ian MORTON		Austin A40 Farina					
IDEAL LAP TIME : 1:53.585		BEST LAP TIME : 1:54.022		DIFFERENCE : 0.437			
LAP	SECTOR 1	SECTOR 2	SECTOR 3	LAP TIME	MPH	DIFF	TIME OF DAY
1 -	38.739	31.604	48.290	1:58.633	71.49	4.611	12:12:45.591
2 -	39.720	31.959	47.787	1:59.466	70.99	5.444	12:14:45.057
3 -	37.783	30.969	47.653	1:56.405	72.86	2.383	12:16:41.462
4 -	37.900	30.736	46.272	1:54.908 (3)	73.81	0.886	12:18:36.370
5 -	37.822	30.803	46.049	1:54.674 (2)	73.96	0.652	12:20:31.044
6 -	38.197	31.223	46.207	1:55.627	73.35	1.605	12:22:26.671
7 -	37.291	31.173	45.558	1:54.022 (1)	74.38		12:24:20.693

BARC Thruxton Retro - Back to the 80s

SCOTTISH CLASSIC SPORTS & SALOON CHAMPIONSHIP | HISTORIC MODSPORTS

QUALIFYING - RACE 6 - BEST SECTORS

SECTOR 1			SECTOR 2		SECTOR 3		IDEAL / BEST COMPARISON						
POS	NO	TIME	NO	TIME	NO	TIME	POS	NO	NAME	IDEAL	BEST	DIFF	
										PERFECT LAP	1:26.043		
1	55	28.817	55	22.736	55	34.490	1	55	ELLIS	1:26.043	1:26.793	0.750	
2	45	29.041	10	23.976	10	35.988	2	45	MORRISON	1:29.646	1:31.227	1.581	
3	76	30.376	45	24.021	27	36.419	3	10	BARNARD	1:30.500	1:30.500	0.000	
4	10	30.536	63	24.269	45	36.584	4	76	CLAYTON	1:31.763	1:32.473	0.710	
5	5	30.900	76	24.685	76	36.702	5	5	PRIMETT	1:32.612	1:32.641	0.029	
6	64	31.141	64	24.754	5	36.713	6	63	KINMOND	1:33.020	1:33.939	0.919	
7	13	31.409	5	24.999	196	36.862	7	64	KINMOND	1:33.717	1:33.717	0.000	
8	96	31.578	27	25.021	96	36.880	8	96	BAKER	1:33.927	1:35.035	1.108	
9	63	31.799	88	25.156	63	36.952	9	27	REYNOLDS	1:33.938	1:33.938	0.000	
10	88	32.121	13	25.202	13	37.397	10	13	BAPTIE	1:34.008	1:34.467	0.459	
11	27	32.498	196	25.241	64	37.822	11	196	ELLISON	1:34.735	1:35.412	0.677	
12	51	32.546	96	25.469	88	38.831	12	88	MCBAY	1:36.108	1:36.108	0.000	
13	196	32.632	51	25.951	51	38.843	13	51	ANDERSON	1:37.340	1:37.649	0.309	
14	2	33.065	2	27.624	2	40.348	14	2	OWEN	1:41.037	1:41.397	0.360	
15	78	33.912	92	27.852	92	40.463	15	92	VAUGHAN	1:42.402	1:43.088	0.686	
16	92	34.087	99	27.884	71	42.766	16	71	BOWERS	1:46.876	1:47.443	0.567	
17	71	35.101	71	29.009	24	43.693	17	99	BREWIS	1:47.801	1:47.961	0.160	
18	99	35.974	78	29.045	99	43.943	18	78	CASTALDINI	1:48.783	1:50.103	1.320	
19	24	36.949	40	30.736	40	45.558	19	24	UNDERWOOD	1:51.852	1:51.852	0.000	
20	40	37.291	24	31.210	78	45.826	20	40	MORTON	1:53.585	1:54.022	0.437	
21													

BARC Thruxton Retro - Back to the 80s

SCOTTISH CLASSIC SPORTS & SALOON CHAMPIONSHIP | HISTORIC MODSPORTS

QUALIFYING - RACE 6 - STATISTICS

Competitors Started 21
Planned Start 2026-07-04 @ 12:15:00.000
Actual Start 2026-07-04 @ 12:08:03.482
Finish Time 2026-07-04 @ 12:23:08.822
Track Length 2.3560mi.
Total Laps 142
Total Distance Covered 334.5524mi.

Session Fastest Lap History

NO	CL	NAME	LAP TIME	TIME OF DAY	LAP	VEHICLE
45	MB	David MORRISON	1:33.146	12:11:27.616	1	MG Midget
10	MD	Steve BARNARD	1:32.389	12:14:12.416	2	Ford Escort MK!
55	MD	Matthew ELLIS	1:27.257	12:15:30.864	1	DAF / March 55
55	MD	Matthew ELLIS	1:26.793	12:16:57.657	2	DAF / March 55

Flag History

TYPE	TIME OF DAY
GREEN	12:08:03.482
FINISH	12:23:08.822

Flag Statistics

TYPE	COUNT	TOTAL LAPS	TOTAL TIME
Green	1	9	22:57.150
Red	0	0	0.000
Safety Car	0	0	0.000
FCY	0	0	0.000

BARC Thruxton Retro - Back to the 80s

SCOTTISH CLASSIC SPORTS & SALOON CHAMPIONSHIP | HISTORIC MODSPORTS

QUALIFYING - RACE 6 - STATISTICS

CLASS : I

3 Starters

Fastest Lap History

NO	NAME	LAP TIME	TIME OF DAY	LAP	VEHICLE
76	Dean CLAYTON	1:33.758	12:12:09.784	1	Volkswagen Golf Gti Mk2 16v
76	Dean CLAYTON	1:32.599	12:15:17.738	3	Volkswagen Golf Gti Mk2 16v
76	Dean CLAYTON	1:32.473	12:21:34.286	7	Volkswagen Golf Gti Mk2 16v

BARC Thruxton Retro - Back to the 80s

SCOTTISH CLASSIC SPORTS & SALOON CHAMPIONSHIP | HISTORIC MODSPORTS

QUALIFYING - RACE 6 - STATISTICS

CLASS : MC

2 Starters

Fastest Lap History

NO	NAME	LAP TIME	TIME OF DAY	LAP	VEHICLE
88	Iain MCBAY	1:49.062	12:12:06.919	1	Davrian Mk8
5	Stephen PRIMETT	1:35.279	12:12:22.447	1	Ford Escort Mk1
5	Stephen PRIMETT	1:34.826	12:13:57.271	2	Ford Escort Mk1
5	Stephen PRIMETT	1:34.759	12:15:32.031	3	Ford Escort Mk1
5	Stephen PRIMETT	1:32.641	12:17:04.672	4	Ford Escort Mk1

BARC Thruxton Retro - Back to the 80s

SCOTTISH CLASSIC SPORTS & SALOON CHAMPIONSHIP | HISTORIC MODSPORTS

QUALIFYING - RACE 6 - STATISTICS

CLASS : A

4 Starters

Fastest Lap History

NO	NAME	LAP TIME	TIME OF DAY	LAP	VEHICLE
71	Paul BOWERS	1:52.751	12:12:17.508	1	Fiat 128 Coupe
13	Alastair BAPTIE	1:39.237	12:12:31.465	1	Fiat X1/9
13	Alastair BAPTIE	1:38.257	12:14:09.721	2	Fiat X1/9
13	Alastair BAPTIE	1:36.228	12:15:45.949	3	Fiat X1/9
13	Alastair BAPTIE	1:35.168	12:18:58.173	5	Fiat X1/9
13	Alastair BAPTIE	1:34.467	12:20:32.640	6	Fiat X1/9

BARC Thruxton Retro - Back to the 80s

SCOTTISH CLASSIC SPORTS & SALOON CHAMPIONSHIP | HISTORIC MODSPORTS

QUALIFYING - RACE 6 - STATISTICS

CLASS : MD

6 Starters

Fastest Lap History

NO	NAME	LAP TIME	TIME OF DAY	LAP	VEHICLE
27	Martin REYNOLDS	1:40.024	12:11:51.609	1	Ford Mar-01
96	Peter BAKER	1:39.998	12:12:19.393	1	Aston Martin DB4 Lightweight
196	Jonathan ELLISON	1:37.962	12:12:26.207	1	TVR Griffith
27	Martin REYNOLDS	1:37.695	12:13:29.306	2	Ford Mar-01
10	Steve BARNARD	1:32.389	12:14:12.416	2	Ford Escort MK!
55	Matthew ELLIS	1:27.257	12:15:30.864	1	DAF / March 55
55	Matthew ELLIS	1:26.793	12:16:57.657	2	DAF / March 55

BARC Thruxton Retro - Back to the 80s

SCOTTISH CLASSIC SPORTS & SALOON CHAMPIONSHIP | HISTORIC MODSPORTS

QUALIFYING - RACE 6 - STATISTICS

CLASS : MB

2 Starters

Fastest Lap History

NO	NAME	LAP TIME	TIME OF DAY	LAP	VEHICLE
45	David MORRISON	1:33.146	12:11:27.616	1	MG Midget
45	David MORRISON	1:31.601	12:16:06.435	4	MG Midget
45	David MORRISON	1:31.227	12:19:09.826	6	MG Midget

BARC Thruxton Retro - Back to the 80s

SCOTTISH CLASSIC SPORTS & SALOON CHAMPIONSHIP | HISTORIC MODSPORTS

QUALIFYING - RACE 6 - STATISTICS

CLASS : E

3 Starters

Fastest Lap History

NO	NAME	LAP TIME	TIME OF DAY	LAP	VEHICLE
64	Adam KINMOND	1:38.475	12:11:53.276	1	Rover Vitesse
63	John KINMOND	1:35.759	12:12:00.317	1	Rover 3500 V8
63	John KINMOND	1:34.603	12:15:13.250	3	Rover 3500 V8
63	John KINMOND	1:33.939	12:16:47.189	4	Rover 3500 V8
64	Adam KINMOND	1:33.717	12:23:15.914	8	Rover Vitesse

BARC Thruxton Retro - Back to the 80s

SCOTTISH CLASSIC SPORTS & SALOON CHAMPIONSHIP | HISTORIC MODSPORTS

QUALIFYING - RACE 6 - STATISTICS

CLASS : MA

1 Starters


Fastest Lap History

NO	NAME	LAP TIME	TIME OF DAY	LAP	VEHICLE
78	Myles CASTALDINI	1:50.103	12:12:55.985	1	Davrian Mk5

BARC Thruxton Retro - Back to the 80s

SCOTTISH CLASSIC SPORTS & SALOON CHAMPIONSHIP | HISTORIC MODSPORTS

RACE 6 - GRID (15 minutes)

ROW 11						
ROW 10		19	1:51.852 24 William Ralph UNDERWOOD		20 1:54.022 40 Ian MORTON	
ROW 9		17	1:47.961 99 David BREWIS	18	1:50.103 78 Myles CASTALDINI	
ROW 8			15	1:43.088 92 Neil VAUGHAN	16	1:47.443 71 Paul BOWERS
ROW 7		13	1:37.649 51 Ewan ANDERSON	14	1:41.397 2 Thomas OWEN	
ROW 6			11	1:35.412 196 Jonathan ELLISON	12	1:36.108 88 Iain MCBAY
ROW 5		9	1:34.467 13 Alastair BAPTIE	10	1:35.035 96 Peter BAKER	
ROW 4			7	1:33.938 27 Martin REYNOLDS	8	1:33.939 63 John KINMOND
ROW 3		5	1:32.641 5 Stephen PRIMETT	6	1:33.717 64 Adam KINMOND	
ROW 2			3	1:31.227 45 David MORRISON	4	1:32.473 76 Dean CLAYTON
ROW 1		1	1:26.793 55 Matthew ELLIS	2	1:30.500 10 Steve BARNARD	
			Pole			
						

These results are provisional until the conclusion of any judicial and technical matters.

Thruxton: 2.3560 miles

Clerk Of Course: Dave Weston

Timekeeper: Robert Cook



Results can be found at www.tsl-timing.com

Printed - 12:58 Saturday, 04 July 2026



The British Automobile Racing Club

BARC Thruxton Retro - Back to the 80s

SCOTTISH CLASSIC SPORTS & SALOON CHAMPIONSHIP | HISTORIC MODSPORTS

RACE 6 - CLASSIFICATION

Race Distance: 10 Laps / 23.56 miles

POS	NO	CL	PIC	NAME	ENTRY	LAPS	TIME	GAP	DIFF	MPH	BEST	ON	GRD	↑↓
1	10	MD	1	Steve BARNARD	Ford Escort MK1	10	15:19.173			92.27	1:28.590	5	2	1
2	45	MB	1	David MORRISON	MG Midget	10	15:35.050	15.877	15.877	90.70	1:29.457	4	3	1
3	76	I	1	Dean CLAYTON	Volkswagen Golf Gti Mk2 16v	10	15:38.001	18.828	2.951	90.42	1:31.431	4	4	1
4	64	E	1	Adam KINMOND	Rover Vitesse	10	15:49.108	29.935	11.107	89.36	1:31.494	2	6	2
5	63	E	2	John KINMOND	Rover 3500 V8	10	15:49.636	30.463	0.528	89.31	1:30.846	2	8	3
6	2	I	2	Thomas OWEN	Peugeot 205	10	15:58.086	38.913	8.450	88.52	1:33.865	5	14	8
7	51	E	3	Ewan ANDERSON	MGB GT V8	10	16:01.015	41.842	2.929	88.25	1:33.525	3	13	6
8	196	MD	2	Jonathan ELLISON	TVR Griffith	10	16:05.103	45.930	4.088	87.88	1:33.322	4	11	3
9	27	MD	3	Martin REYNOLDS	Ford Mar-01	10	16:06.624	47.451	1.521	87.74	1:34.168	4	7	-2
10	13	A	1	Alastair BAPTIE	Fiat X1/9	10	16:20.430	1:01.257	13.806	86.50	1:35.337	6	9	-1
11	88	MC	1	Iain MCBAY	Davrian Mk8	10	16:25.619	1:06.446	5.189	86.05	1:34.892	10	12	1
12	92	MD	4	Neil VAUGHAN	Chevrolet Corvette C3	9	15:48.782	1 Lap	1 Lap	80.45	1:42.158	2	15	3
13	24	I	3	William Ralph UNDERWOOD	Triumph TR7 V8	9	16:57.501	1 Lap	1:08.719	75.02	1:49.065	8	19	6
14	40	A	2	Ian MORTON	Austin A40 Farina	9	16:57.667	1 Lap	0.166	75.00	1:49.952	9	20	6

NOT CLASSIFIED

DNF	99	MB		David BREWIS	MG Midget	7	12:16.878	3 Laps	2 Laps	80.57	1:43.095	6	17	
DNF	71	A		Paul BOWERS	Fiat 128 Coupe	6	10:54.329	4 Laps	1 Lap	77.77	1:44.325	2	16	
DNF	96	MD		Peter BAKER	Aston Martin DB4 Lightweight	3	5:10.917	7 Laps	3 Laps	81.83	1:39.035	2	10	
DNF	78	MA		Myles CASTALDINI	Davrian Mk5	2	3:35.887	8 Laps	1 Lap	78.57	1:54.569	1	18	
DNF	55	MD		Matthew ELLIS	DAF / March 55	1	1:48.575	9 Laps	1 Lap	78.11			1	
DNF	5	MC		Stephen PRIMETT	Ford Escort Mk1	0							5	

NOT STARTED

NS	7	A		Philip MORTON	Fiat Uno									21
----	---	---	--	---------------	----------	--	--	--	--	--	--	--	--	----

FASTEST LAP

10	MD			Steve BARNARD	Ford Escort MK1	5	1:28.590			95.74 mph		154.07 kph	
45	MB			David MORRISON	MG Midget	4	1:29.457			94.81 mph		152.58 kph	
63	E			John KINMOND	Rover 3500 V8	2	1:30.846			93.36 mph		150.25 kph	
76	I			Dean CLAYTON	Volkswagen Golf Gti Mk2 16v	4	1:31.431			92.76 mph		149.29 kph	
88	MC			Iain MCBAY	Davrian Mk8	10	1:34.892			89.38 mph		143.84 kph	
13	A			Alastair BAPTIE	Fiat X1/9	6	1:35.337			88.96 mph		143.17 kph	
78	MA			Myles CASTALDINI	Davrian Mk5	1	1:54.569			74.03 mph		119.14 kph	

Weather / Track : Cloudy / Dry

These results are provisional until the conclusion of any judicial and technical matters.

Date: 04/07/2026 Start: 16:04 Finish: 16:20

Thruxton: 2.3560 miles

Clerk Of Course: Dave Weston

Timekeeper: Robert Cook



Results can be found at www.tsl-timing.com

Printed - 16:23 Saturday, 04 July 2026



The British Automobile Racing Club

BARC Thruxton Retro - Back to the 80s

SCOTTISH CLASSIC SPORTS & SALOON CHAMPIONSHIP | HISTORIC MODSPORTS

RACE 6 - LAP CHART

LAP 1 @ 16:06:25.905			LAP 2 @ 16:07:55.987			LAP 3 @ 16:09:25.585			LAP 4 @ 16:10:55.042			LAP 5 @ 16:12:24.167		
NO	BEHIND	LAP TIME	NO	BEHIND	LAP TIME	NO	BEHIND	LAP TIME	NO	BEHIND	LAP TIME	NO	BEHIND	LAP TIME
45		1:38.201	45		1:30.082	45		1:29.598	45		1:29.457	10		1:28.590
10	0.493	1:38.694	10	0.323	1:29.912	10	0.705	1:29.980	10	0.535	1:29.287	45	0.554	1:29.679
64	1.432	1:39.633	64	2.844	1:31.494	64	5.797	1:32.551	63	10.067	1:32.462	24	1 Lap	1:51.133
63	2.872	1:41.073	63	3.636	1:30.846	63	7.062	1:33.024	64	10.449	1:34.109	40	1 Lap	1:50.684
51	4.246	1:42.447	76	7.127	1:32.818	76	8.963	1:31.434	76	10.937	1:31.431	76	14.834	1:33.022
76	4.391	1:42.592	51	8.005	1:33.841	51	11.932	1:33.525	51	17.686	1:35.211	63	15.714	1:34.772
27	5.041	1:43.242	27	9.696	1:34.737	27	14.943	1:34.845	27	19.654	1:34.168	64	16.352	1:35.028
196	5.961	1:44.162	196	10.215	1:34.336	196	16.287	1:35.670	196	20.152	1:33.322	51	24.485	1:35.924
2	6.661	1:44.862	2	11.800	1:35.221	2	16.985	1:34.783	2	21.518	1:33.990	27	24.738	1:34.209
88	9.428	1:47.629	88	18.308	1:38.962	13	27.647	1:37.465	13	33.887	1:35.697	196	25.111	1:34.084
55	10.374	1:48.575 P	13	19.780	1:35.694	88	28.540	1:39.830	88	36.737	1:37.654	2	26.258	1:33.865
96	13.150	1:51.351	96	22.103	1:39.035	96	33.036	1:40.531 P	92	56.387	1:44.003	13	40.819	1:36.057
13	14.168	1:52.369	92	27.359	1:42.158	92	41.841	1:44.080	99	59.295	1:43.898	88	45.797	1:38.185
92	15.283	1:53.484	78	27.604	1:41.318 P	99	44.854	1:44.083	71	1:07.843	1:48.976	92	1:10.591	1:43.329
99	16.228	1:54.429	99	30.369	1:44.223	71	48.324	1:45.576				99	1:14.518	1:44.348
78	16.368	1:54.569	71	32.346	1:44.325	24	1:08.137	1:52.031				71	1:27.605	1:48.887
71	18.103	1:56.304	24	45.704	1:50.464	40	1:11.284	1:54.533						
40	22.316	2:00.517	40	46.349	1:54.115									
24	25.322	2:03.523												

BARC Thruxton Retro - Back to the 80s

SCOTTISH CLASSIC SPORTS & SALOON CHAMPIONSHIP | HISTORIC MODSPORTS

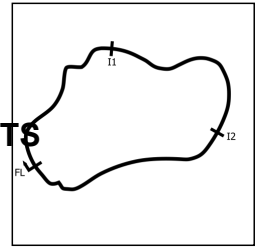
RACE 6 - LAP CHART

LAP 6 @ 16:13:52.775			LAP 7 @ 16:15:23.859			LAP 8 @ 16:16:57.524			LAP 9 @ 16:18:31.638			LAP 10 @ 16:20:06.877		
NO	BEHIND	LAP TIME	NO	BEHIND	LAP TIME	NO	BEHIND	LAP TIME	NO	BEHIND	LAP TIME	NO	BEHIND	LAP TIME
10		1:28.608	10		1:31.084	10		1:33.665	10		1:34.114	10		1:35.239
45	2.664	1:30.718	71	1 Lap	1:50.261	92	1 Lap	1:43.987	92	1 Lap	1:46.493	45	15.877	1:34.322
76	19.392	1:33.166	45	18.995	1:47.415	99	1 Lap	1:42.802 P	45	16.794	1:32.661	76	18.828	1:33.622
64	22.260	1:34.516	76	20.477	1:32.169	45	18.247	1:32.917	76	20.445	1:32.807	92	1 Lap	1:48.102
63	22.886	1:35.780	64	24.560	1:33.384	76	21.752	1:34.940	64	29.165	1:36.511	64	29.935	1:36.009
24	1 Lap	1:55.065	63	27.471	1:35.669	64	26.768	1:35.873	63	30.295	1:35.669	63	30.463	1:35.407
40	1 Lap	1:52.776	51	37.446	1:36.557	63	28.740	1:34.934	2	40.183	1:35.188	2	38.913	1:33.969
51	31.973	1:36.096	2	37.660	1:34.181	51	38.770	1:34.989	51	40.985	1:36.329	51	41.842	1:36.096
196	32.676	1:36.173	196	38.345	1:36.753	2	39.109	1:35.114	196	43.213	1:35.868	196	45.930	1:37.956
2	34.563	1:36.913	27	40.380	1:36.530	196	41.459	1:36.779	27	44.791	1:36.442	27	47.451	1:37.899
27	34.934	1:38.804	24	1 Lap	1:54.599	27	42.463	1:35.748	13	58.877	1:38.398	13	1:01.257	1:37.619
13	47.548	1:35.337	40	1 Lap	1:54.625	13	54.593	1:36.404	88	1:06.793	1:36.870	88	1:06.446	1:34.892
88	53.400	1:36.211	13	51.854	1:35.390	88	1:04.037	1:39.901	24	1 Lap	1:49.065	24	1 Lap	1:50.043
92	1:25.129	1:43.146	88	57.801	1:35.485	40	1 Lap	1:50.262	40	1 Lap	1:50.203	40	1 Lap	1:49.952
99	1:29.005	1:43.095				24	1 Lap	1:51.578						

BARC Thruxton Retro - Back to the 80s

SCOTTISH CLASSIC SPORTS & SALOON CHAMPIONSHIP | HISTORIC MODSPORTS

RACE 6 - SECTOR ANALYSIS



SECTOR 1 = FL to I1, SECTOR 2 = I1 to I2, SECTOR 3 = I2 to FL, DIFF = Difference To Personal Best Lap, P = Crossed Finish Line in Pit Lane, D = Time Disallowed

P1 10 MD		Steve BARNARD		Ford Escort MK1			
IDEAL LAP TIME : 1:27.729		BEST LAP TIME : 1:28.590		DIFFERENCE : 0.861			
LAP	SECTOR 1	SECTOR 2	SECTOR 3	LAP TIME	MPH	DIFF	TIME OF DAY
1 -		24.783	36.475	1:38.694	85.93	10.104	16:06:26.398
2 -	30.416	23.985	35.511	1:29.912	94.33	1.322	16:07:56.310
3 -	30.664	23.766	35.550	1:29.980	94.26	1.390	16:09:26.290
4 -	30.168	23.721	35.398	1:29.287 (3)	94.99	0.697	16:10:55.577
5 -	29.387	23.437	35.766	1:28.590 (1)	95.74		16:12:24.167
6 -	30.266	23.378	34.964	1:28.608 (2)	95.72	0.018	16:13:52.775
7 -	30.467	24.281	36.336	1:31.084	93.11	2.494	16:15:23.859
8 -	32.009	24.714	36.942	1:33.665	90.55	5.075	16:16:57.524
9 -	31.244	24.693	38.177	1:34.114	90.12	5.524	16:18:31.638
10 -	31.631	24.948	38.660	1:35.239	89.05	6.649	16:20:06.877

P2 45 MB		David MORRISON		MG Midget			
IDEAL LAP TIME : 1:28.706		BEST LAP TIME : 1:29.457		DIFFERENCE : 0.751			
LAP	SECTOR 1	SECTOR 2	SECTOR 3	LAP TIME	MPH	DIFF	TIME OF DAY
1 -		25.143	37.778	1:38.201	86.36	8.744	16:06:25.905
2 -	29.425	24.127	36.530	1:30.082	94.15	0.625	16:07:55.987
3 -	29.506	23.871	36.221	1:29.598 (2)	94.66	0.141	16:09:25.585
4 -	29.152	23.671	36.634	1:29.457 (1)	94.81		16:10:55.042
5 -	28.999	23.938	36.742	1:29.679 (3)	94.57	0.222	16:12:24.721
6 -	30.080	23.486	37.152	1:30.718	93.49	1.261	16:13:55.439
7 -	29.150	39.449	38.816	1:47.415	78.96	17.958	16:15:42.854
8 -	30.957	24.300	37.660	1:32.917	91.28	3.460	16:17:15.771
9 -	29.535	24.386	38.740	1:32.661	91.53	3.204	16:18:48.432
10 -	32.698	24.108	37.516	1:34.322	89.92	4.865	16:20:22.754

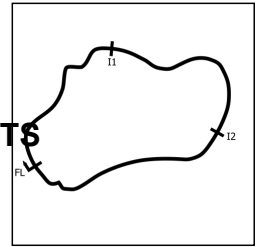
P3 76 I		Dean CLAYTON		Volkswagen Golf Gti Mk2 16v			
IDEAL LAP TIME : 1:31.101		BEST LAP TIME : 1:31.431		DIFFERENCE : 0.330			
LAP	SECTOR 1	SECTOR 2	SECTOR 3	LAP TIME	MPH	DIFF	TIME OF DAY
1 -		25.472	38.324	1:42.592	82.67	11.161	16:06:30.296
2 -	31.512	24.937	36.369	1:32.818	91.37	1.387	16:08:03.114
3 -	30.678	24.554	36.202	1:31.434 (2)	92.76	0.003	16:09:34.548
4 -	30.451	24.448	36.532	1:31.431 (1)	92.76		16:11:05.979
5 -	30.807	25.360	36.855	1:33.022	91.17	1.591	16:12:39.001
6 -	30.556	25.133	37.477	1:33.166	91.03	1.735	16:14:12.167
7 -	30.694	24.636	36.839	1:32.169 (3)	92.02	0.738	16:15:44.336
8 -	32.887	25.204	36.849	1:34.940	89.33	3.509	16:17:19.276
9 -	31.447	24.767	36.593	1:32.807	91.38	1.376	16:18:52.083
10 -	32.086	24.945	36.591	1:33.622	90.59	2.191	16:20:25.705

P4 64 E		Adam KINMOND		Rover Vitesse			
IDEAL LAP TIME : 1:31.494		BEST LAP TIME : 1:31.494		DIFFERENCE : 0.000			
LAP	SECTOR 1	SECTOR 2	SECTOR 3	LAP TIME	MPH	DIFF	TIME OF DAY
1 -		25.370	36.910	1:39.633	85.12	8.139	16:06:27.337
2 -	30.508	24.471	36.515	1:31.494 (1)	92.70		16:07:58.831
3 -	30.739	24.542	37.270	1:32.551 (2)	91.64	1.057	16:09:31.382
4 -	31.274	24.808	38.027	1:34.109	90.12	2.615	16:11:05.491
5 -	31.886	25.337	37.805	1:35.028	89.25	3.534	16:12:40.519
6 -	31.258	25.315	37.943	1:34.516	89.73	3.022	16:14:15.035
7 -	30.995	24.738	37.651	1:33.384 (3)	90.82	1.890	16:15:48.419
8 -	32.459	25.170	38.244	1:35.873	88.46	4.379	16:17:24.292
9 -	32.849	25.562	38.100	1:36.511	87.88	5.017	16:19:00.803
10 -	31.975	25.577	38.457	1:36.009	88.34	4.515	16:20:36.812

BARC Thruxton Retro - Back to the 80s

SCOTTISH CLASSIC SPORTS & SALOON CHAMPIONSHIP | HISTORIC MODSPORTS

RACE 6 - SECTOR ANALYSIS



SECTOR 1 = FL to I1, SECTOR 2 = I1 to I2, SECTOR 3 = I2 to FL, DIFF = Difference To Personal Best Lap, P = Crossed Finish Line in Pit Lane, D = Time Disallowed

P5 63 E		John KINMOND		Rover 3500 V8			
IDEAL LAP TIME : 1:30.846		BEST LAP TIME : 1:30.846		DIFFERENCE : 0.000			
LAP	SECTOR 1	SECTOR 2	SECTOR 3	LAP TIME	MPH	DIFF	TIME OF DAY
1 -		25.023	37.199	1:41.073	83.91	10.227	16:06:28.777
2 -	30.857	23.994	35.995	1:30.846 (1)	93.36		16:07:59.623
3 -	31.360	24.299	37.365	1:33.024 (3)	91.17	2.178	16:09:32.647
4 -	31.311	24.531	36.620	1:32.462 (2)	91.73	1.616	16:11:05.109
5 -	31.824	26.358	36.590	1:34.772	89.49	3.926	16:12:39.881
6 -	31.478	25.425	38.877	1:35.780	88.55	4.934	16:14:15.661
7 -	31.737	24.952	38.980	1:35.669	88.65	4.823	16:15:51.330
8 -	32.163	24.637	38.134	1:34.934	89.34	4.088	16:17:26.264
9 -	32.108	25.236	38.325	1:35.669	88.65	4.823	16:19:01.933
10 -	32.580	24.981	37.846	1:35.407	88.89	4.561	16:20:37.340

P6 2 I		Thomas OWEN		Peugeot 205			
IDEAL LAP TIME : 1:32.763		BEST LAP TIME : 1:33.865		DIFFERENCE : 1.102			
LAP	SECTOR 1	SECTOR 2	SECTOR 3	LAP TIME	MPH	DIFF	TIME OF DAY
1 -		26.389	37.642	1:44.862	80.88	10.997	16:06:32.566
2 -	32.176	25.750	37.295	1:35.221	89.07	1.356	16:08:07.787
3 -	31.599	25.777	37.407	1:34.783	89.48	0.918	16:09:42.570
4 -	31.382	25.415	37.193	1:33.990 (3)	90.23	0.125	16:11:16.560
5 -	30.775	25.626	37.464	1:33.865 (1)	90.35		16:12:50.425
6 -	32.496	25.688	38.729	1:36.913	87.51	3.048	16:14:27.338
7 -	31.013	25.532	37.636	1:34.181	90.05	0.316	16:16:01.519
8 -	32.528	25.390	37.196	1:35.114	89.17	1.249	16:17:36.633
9 -	32.141	25.374	37.673	1:35.188	89.10	1.323	16:19:11.821
10 -	31.981	24.939	37.049	1:33.969 (2)	90.25	0.104	16:20:45.790

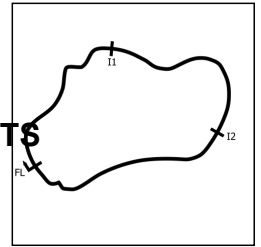
P7 51 E		Ewan ANDERSON		MGB GT V8			
IDEAL LAP TIME : 1:33.400		BEST LAP TIME : 1:33.525		DIFFERENCE : 0.125			
LAP	SECTOR 1	SECTOR 2	SECTOR 3	LAP TIME	MPH	DIFF	TIME OF DAY
1 -		25.579	38.860	1:42.447	82.79	8.922	16:06:30.151
2 -	32.009	25.141	36.691	1:33.841 (2)	90.38	0.316	16:08:03.992
3 -	31.760	25.220	36.545	1:33.525 (1)	90.68		16:09:37.517
4 -	31.714	25.201	38.296	1:35.211	89.08	1.686	16:11:12.728
5 -	32.070	25.924	37.930	1:35.924	88.42	2.399	16:12:48.652
6 -	32.483	26.116	37.497	1:36.096	88.26	2.571	16:14:24.748
7 -	33.393	25.505	37.659	1:36.557	87.84	3.032	16:16:01.305
8 -	32.267	25.404	37.318	1:34.989 (3)	89.29	1.464	16:17:36.294
9 -	32.238	25.504	38.587	1:36.329	88.04	2.804	16:19:12.623
10 -	32.941	25.720	37.435	1:36.096	88.26	2.571	16:20:48.719

P8 196 MD		Jonathan ELLISON		TVR Griffith			
IDEAL LAP TIME : 1:33.276		BEST LAP TIME : 1:33.322		DIFFERENCE : 0.046			
LAP	SECTOR 1	SECTOR 2	SECTOR 3	LAP TIME	MPH	DIFF	TIME OF DAY
1 -		26.589	38.198	1:44.162	81.42	10.840	16:06:31.866
2 -	32.403	25.563	36.370	1:34.336 (3)	89.90	1.014	16:08:06.202
3 -	32.859	25.487	37.324	1:35.670	88.65	2.348	16:09:41.872
4 -	31.764	25.142	36.416	1:33.322 (1)	90.88		16:11:15.194
5 -	31.856	25.479	36.749	1:34.084 (2)	90.14	0.762	16:12:49.278
6 -	33.309	25.651	37.213	1:36.173	88.19	2.851	16:14:25.451
7 -	34.058	25.939	36.756	1:36.753	87.66	3.431	16:16:02.204
8 -	32.427	25.664	38.688	1:36.779	87.63	3.457	16:17:38.983
9 -	32.198	25.643	38.027	1:35.868	88.47	2.546	16:19:14.851
10 -	34.396	25.466	38.094	1:37.956	86.58	4.634	16:20:52.807

BARC Thruxton Retro - Back to the 80s

SCOTTISH CLASSIC SPORTS & SALOON CHAMPIONSHIP | HISTORIC MODSPORTS

RACE 6 - SECTOR ANALYSIS



SECTOR 1 = FL to I1, SECTOR 2 = I1 to I2, SECTOR 3 = I2 to FL, DIFF = Difference To Personal Best Lap, P = Crossed Finish Line in Pit Lane, D = Time Disallowed

P9		27 MD		Martin REYNOLDS		Ford Mar-01	
IDEAL LAP TIME : 1:33.582		BEST LAP TIME : 1:34.168		DIFFERENCE : 0.586			
LAP	SECTOR 1	SECTOR 2	SECTOR 3	LAP TIME	MPH	DIFF	TIME OF DAY
1 -		25.666	37.502	1:43.242	82.15	9.074	16:06:30.946
2 -	32.712	25.240	36.785	1:34.737 (3)	89.52	0.569	16:08:05.683
3 -	32.235	25.061	37.549	1:34.845	89.42	0.677	16:09:40.528
4 -	31.991	25.033	37.144	1:34.168 (1)	90.06		16:11:14.696
5 -	31.767	25.030	37.412	1:34.209 (2)	90.02	0.041	16:12:48.905
6 -	33.163	25.735	39.906	1:38.804	85.84	4.636	16:14:27.709
7 -	32.708	26.529	37.293	1:36.530	87.86	2.362	16:16:04.239
8 -	32.971	25.220	37.557	1:35.748	88.58	1.580	16:17:39.987
9 -	32.839	25.084	38.519	1:36.442	87.94	2.274	16:19:16.429
10 -	33.834	25.674	38.391	1:37.899	86.63	3.731	16:20:54.328

P10		13 A		Alastair BAPTIE		Fiat X1/9	
IDEAL LAP TIME : 1:34.797		BEST LAP TIME : 1:35.337		DIFFERENCE : 0.540			
LAP	SECTOR 1	SECTOR 2	SECTOR 3	LAP TIME	MPH	DIFF	TIME OF DAY
1 -		25.545	38.549	1:52.369	75.48	17.032	16:06:40.073
2 -	32.537	25.769	37.388	1:35.694 (3)	88.63	0.357	16:08:15.767
3 -	32.835	25.992	38.638	1:37.465	87.02	2.128	16:09:53.232
4 -	32.108	25.475	38.114	1:35.697	88.62	0.360	16:11:28.929
5 -	32.401	25.888	37.768	1:36.057	88.29	0.720	16:13:04.986
6 -	32.286	25.327	37.724	1:35.337 (1)	88.96		16:14:40.323
7 -	32.459	25.569	37.362	1:35.390 (2)	88.91	0.053	16:16:15.713
8 -	32.719	26.012	37.673	1:36.404	87.97	1.067	16:17:52.117
9 -	33.284	25.579	39.535	1:38.398	86.19	3.061	16:19:30.515
10 -	33.261	25.758	38.600	1:37.619	86.88	2.282	16:21:08.134

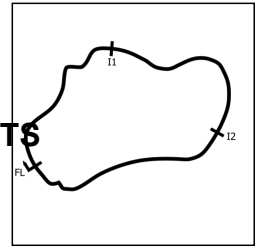
P11		88 MC		Iain MCBAY		Davrian Mk8	
IDEAL LAP TIME : 1:34.872		BEST LAP TIME : 1:34.892		DIFFERENCE : 0.020			
LAP	SECTOR 1	SECTOR 2	SECTOR 3	LAP TIME	MPH	DIFF	TIME OF DAY
1 -		26.384	40.040	1:47.629	78.80	12.737	16:06:35.333
2 -	32.782	26.101	40.079	1:38.962	85.70	4.070	16:08:14.295
3 -	33.605	26.610	39.615	1:39.830	84.96	4.938	16:09:54.125
4 -	32.836	25.761	39.057	1:37.654	86.85	2.762	16:11:31.779
5 -	32.272	25.988	39.925	1:38.185	86.38	3.293	16:13:09.964
6 -	32.523	25.099	38.589	1:36.211 (3)	88.15	1.319	16:14:46.175
7 -	31.828	25.460	38.197	1:35.485 (2)	88.82	0.593	16:16:21.660
8 -	33.140	27.037	39.724	1:39.901	84.90	5.009	16:18:01.561
9 -	31.919	25.216	39.735	1:36.870	87.55	1.978	16:19:38.431
10 -	31.848	24.871	38.173	1:34.892 (1)	89.38		16:21:13.323

P12		92 MD		Neil VAUGHAN		Chevrolet Corvette C3	
IDEAL LAP TIME : 1:42.013		BEST LAP TIME : 1:42.158		DIFFERENCE : 0.145			
LAP	SECTOR 1	SECTOR 2	SECTOR 3	LAP TIME	MPH	DIFF	TIME OF DAY
1 -		27.449	41.140	1:53.484	74.73	11.326	16:06:41.188
2 -	34.775	27.383	40.000	1:42.158 (1)	83.02		16:08:23.346
3 -	35.305	28.336	40.439	1:44.080	81.49	1.922	16:10:07.426
4 -	35.141	28.135	40.727	1:44.003	81.55	1.845	16:11:51.429
5 -	35.004	27.628	40.697	1:43.329 (3)	82.08	1.171	16:13:34.758
6 -	35.121	28.170	39.855	1:43.146 (2)	82.22	0.988	16:15:17.904
7 -	35.021	28.213	40.753	1:43.987	81.56	1.829	16:17:01.891
8 -	36.047	28.416	42.030	1:46.493	79.64	4.335	16:18:48.384
9 -	38.388	28.835	40.879	1:48.102	78.45	5.944	16:20:36.486

BARC Thruxton Retro - Back to the 80s

SCOTTISH CLASSIC SPORTS & SALOON CHAMPIONSHIP | HISTORIC MODSPORTS

RACE 6 - SECTOR ANALYSIS



SECTOR 1 = FL to I1, SECTOR 2 = I1 to I2, SECTOR 3 = I2 to FL, DIFF = Difference To Personal Best Lap, P = Crossed Finish Line in Pit Lane, D = Time Disallowed

P13 24 I		William Ralph UNDERWOOD		Triumph TR7 V8			
IDEAL LAP TIME : 1:48.091		BEST LAP TIME : 1:49.065		DIFFERENCE : 0.974			
LAP	SECTOR 1	SECTOR 2	SECTOR 3	LAP TIME	MPH	DIFF	TIME OF DAY
1 -		31.213	44.177	2:03.523	68.66	14.458	16:06:51.227
2 -	36.762	31.312	42.390	1:50.464 (3)	76.78	1.399	16:08:41.691
3 -	37.132	31.886	43.013	1:52.031	75.70	2.966	16:10:33.722
4 -	36.216	31.307	43.610	1:51.133	76.31	2.068	16:12:24.855
5 -	37.227	32.638	45.200	1:55.065	73.71	6.000	16:14:19.920
6 -	38.320	31.282	44.997	1:54.599	74.01	5.534	16:16:14.519
7 -	36.570	30.859	44.149	1:51.578	76.01	2.513	16:18:06.097
8 -	36.157	29.544	43.364	1:49.065 (1)	77.76		16:19:55.162
9 -	37.200	29.986	42.857	1:50.043 (2)	77.07	0.978	16:21:45.205

P14 40 A		Ian MORTON		Austin A40 Farina			
IDEAL LAP TIME : 1:47.725		BEST LAP TIME : 1:49.952		DIFFERENCE : 2.227			
LAP	SECTOR 1	SECTOR 2	SECTOR 3	LAP TIME	MPH	DIFF	TIME OF DAY
1 -		29.927	44.249	2:00.517	70.37	10.565	16:06:48.221
2 -	38.044	31.126	44.945	1:54.115	74.32	4.163	16:08:42.336
3 -	37.061	31.832	45.640	1:54.533	74.05	4.581	16:10:36.869
4 -	35.795	29.901	44.988	1:50.684	76.62	0.732	16:12:27.553
5 -	36.114	31.205	45.457	1:52.776	75.20	2.824	16:14:20.329
6 -	38.934	30.685	45.006	1:54.625	73.99	4.673	16:16:14.954
7 -	36.530	31.121	42.611	1:50.262 (3)	76.92	0.310	16:18:05.216
8 -	36.115	29.535	44.553	1:50.203 (2)	76.96	0.251	16:19:55.419
9 -	37.681	29.876	42.395	1:49.952 (1)	77.13		16:21:45.371

P15 99 MB		David BREWIS		MG Midget			
IDEAL LAP TIME : 1:42.098		BEST LAP TIME : 1:43.095		DIFFERENCE : 0.997			
LAP	SECTOR 1	SECTOR 2	SECTOR 3	LAP TIME	MPH	DIFF	TIME OF DAY
1 -		27.251	43.888	1:54.429	74.12	11.334	16:06:42.133
2 -	35.233	26.744	42.246	1:44.223	81.37	1.128	16:08:26.356
3 -	34.531	26.840	42.712	1:44.083 (3)	81.48	0.988	16:10:10.439
4 -	34.174	26.795	42.929	1:43.898 (2)	81.63	0.803	16:11:54.337
5 -	34.318	26.918	43.112	1:44.348	81.28	1.253	16:13:38.685
6 -	33.541	26.311	43.243	1:43.095 (1)	82.26		16:15:21.780
7 -	34.930	26.364	IN PIT	1:42.802 P	82.50		16:17:04.582

P16 71 A		Paul BOWERS		Fiat 128 Coupe			
IDEAL LAP TIME : 1:44.325		BEST LAP TIME : 1:44.325		DIFFERENCE : 0.000			
LAP	SECTOR 1	SECTOR 2	SECTOR 3	LAP TIME	MPH	DIFF	TIME OF DAY
1 -		28.255	42.267	1:56.304	72.92	11.979	16:06:44.008
2 -	34.635	27.462	42.228	1:44.325 (1)	81.29		16:08:28.333
3 -	34.889	27.907	42.780	1:45.576 (2)	80.33	1.251	16:10:13.909
4 -	35.492	29.331	44.153	1:48.976	77.83	4.651	16:12:02.885
5 -	35.433	28.763	44.691	1:48.887 (3)	77.89	4.562	16:13:51.772
6 -	35.637	29.730	44.894	1:50.261	76.92	5.936	16:15:42.033

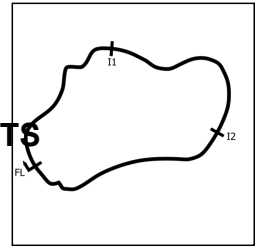
P17 96 MD		Peter BAKER		Aston Martin DB4 Lightweight			
IDEAL LAP TIME : 1:37.996		BEST LAP TIME : 1:39.035		DIFFERENCE : 1.039			
LAP	SECTOR 1	SECTOR 2	SECTOR 3	LAP TIME	MPH	DIFF	TIME OF DAY
1 -		27.358	40.172	1:51.351 (2)	76.17	12.316	16:06:39.055
2 -	33.974	25.952	39.109	1:39.035 (1)	85.64		16:08:18.090
3 -	33.050	25.837	IN PIT	1:40.531 P	84.36	1.496	16:09:58.621

P18 78 MA		Myles CASTALDINI		Davrian Mk5			
IDEAL LAP TIME : 1:45.338		BEST LAP TIME : 1:54.569		DIFFERENCE : 9.231			
LAP	SECTOR 1	SECTOR 2	SECTOR 3	LAP TIME	MPH	DIFF	TIME OF DAY
1 -		27.866	43.328	1:54.569 (1)	74.03		16:06:42.273
2 -	34.144	27.998	IN PIT	1:41.318 P	83.71		16:08:23.591

BARC Thruxton Retro - Back to the 80s

SCOTTISH CLASSIC SPORTS & SALOON CHAMPIONSHIP | HISTORIC MODSPORTS

RACE 6 - SECTOR ANALYSIS



SECTOR 1 = FL to I1, SECTOR 2 = I1 to I2, SECTOR 3 = I2 to FL, DIFF = Difference To Personal Best Lap, P = Crossed Finish Line in Pit Lane, D = Time Disallowed

P19	55 MD	Matthew ELLIS	DAF / March 55				
IDEAL LAP TIME :		BEST LAP TIME :		DIFFERENCE :			
LAP	SECTOR 1	SECTOR 2	SECTOR 3	LAP TIME	MPH	DIFF	TIME OF DAY
1 -		25.491	IN PIT	1:48.575	P 78.11		16:06:36.279

BARC Thruxton Retro - Back to the 80s

SCOTTISH CLASSIC SPORTS & SALOON CHAMPIONSHIP | HISTORIC MODSPORTS

RACE 6 - BEST SECTORS

SECTOR 1			SECTOR 2		SECTOR 3		IDEAL / BEST COMPARISON						
POS	NO	TIME	NO	TIME	NO	TIME	POS	NO	NAME	IDEAL	BEST	DIFF	
										PERFECT LAP	1:27.341		
1	45	28.999	10	23.378	10	34.964	1	10	BARNARD	1:27.729	1:28.590	0.861	
2	10	29.387	45	23.486	63	35.995	2	45	MORRISON	1:28.706	1:29.457	0.751	
3	76	30.451	63	23.994	76	36.202	3	63	KINMOND	1:30.846	1:30.846	0.000	
4	64	30.508	76	24.448	45	36.221	4	76	CLAYTON	1:31.101	1:31.431	0.330	
5	2	30.775	64	24.471	196	36.370	5	64	KINMOND	1:31.494	1:31.494	0.000	
6	63	30.857	88	24.871	64	36.515	6	2	OWEN	1:32.763	1:33.865	1.102	
7	51	31.714	2	24.939	51	36.545	7	196	ELLISON	1:33.276	1:33.322	0.046	
8	196	31.764	27	25.030	27	36.785	8	51	ANDERSON	1:33.400	1:33.525	0.125	
9	27	31.767	51	25.141	2	37.049	9	27	REYNOLDS	1:33.582	1:34.168	0.586	
10	88	31.828	196	25.142	13	37.362	10	13	BAPTIE	1:34.797	1:35.337	0.540	
11	13	32.108	13	25.327	88	38.173	11	88	MCBAY	1:34.872	1:34.892	0.020	
12	96	33.050	55	25.491	96	39.109	12	96	BAKER	1:37.996	1:39.035	1.039	
13	99	33.541	96	25.837	92	39.855	13	92	VAUGHAN	1:42.013	1:42.158	0.145	
14	78	34.144	99	26.311	71	42.228	14	99	BREWIS	1:42.098	1:43.095	0.997	
15	71	34.635	92	27.383	99	42.246	15	71	BOWERS	1:44.325	1:44.325	0.000	
16	92	34.775	71	27.462	24	42.390	16	78	CASTALDINI	1:45.338	1:54.569	9.231	
17	40	35.795	78	27.866	40	42.395	17	40	MORTON	1:47.725	1:49.952	2.227	
18	24	36.157	40	29.535	78	43.328	18	24	UNDERWOOD	1:48.091	1:49.065	0.974	
19			24	29.544			19	55	ELLIS				
20													

BARC Thruxton Retro - Back to the 80s

SCOTTISH CLASSIC SPORTS & SALOON CHAMPIONSHIP | HISTORIC MODSPORTS

RACE 6 - STATISTICS

Competitors Started	19
Planned Start	2026-07-04 @ 16:10:00.000
Actual Start	2026-07-04 @ 16:04:47.704
Finish Time	2026-07-04 @ 16:20:06.876
Track Length	2.3560mi.
Total Laps	156
Total Distance Covered	367.5365mi.

Session Fastest Lap History

NO	CL	NAME	LAP TIME	TIME OF DAY	LAP	VEHICLE
45	MB	David MORRISON	1:38.201	16:06:25.926	1	MG Midget
45	MB	David MORRISON	1:30.082	16:07:56.007	2	MG Midget
10	MD	Steve BARNARD	1:29.912	16:07:56.334	2	Ford Escort MKI
45	MB	David MORRISON	1:29.598	16:09:25.605	3	MG Midget
45	MB	David MORRISON	1:29.457	16:10:55.062	4	MG Midget
10	MD	Steve BARNARD	1:29.287	16:10:55.600	4	Ford Escort MKI
10	MD	Steve BARNARD	1:28.590	16:12:24.191	5	Ford Escort MKI

Session Leader History

NO	CL	NAME	FROM LAP	LAPS LED	DISTANCE	VEHICLE
45	MB	David MORRISON	1	4	9.42 miles	MG Midget
10	MD	Steve BARNARD	5	6	14.13 miles	Ford Escort MKI

Flag History

TYPE	TIME OF DAY
GREEN	16:04:47.704
FINISH	16:20:06.876

Flag Statistics

TYPE	COUNT	TOTAL LAPS	TOTAL TIME
Green	1	10	17:17.366
Red	0	0	0.000
Safety Car	0	0	0.000
FCY	0	0	0.000

BARC Thruxton Retro - Back to the 80s

SCOTTISH CLASSIC SPORTS & SALOON CHAMPIONSHIP | HISTORIC MODSPORTS

RACE 6 - STATISTICS

CLASS : I

3 Starters

Fastest Lap History

NO	NAME	LAP TIME	TIME OF DAY	LAP	VEHICLE
76	Dean CLAYTON	1:42.592	16:06:30.323	1	Volkswagen Golf Gti Mk2 16v
76	Dean CLAYTON	1:32.818	16:08:03.138	2	Volkswagen Golf Gti Mk2 16v
76	Dean CLAYTON	1:31.434	16:09:34.570	3	Volkswagen Golf Gti Mk2 16v
76	Dean CLAYTON	1:31.431	16:11:06.002	4	Volkswagen Golf Gti Mk2 16v

Leader History

NO	NAME	FROM LAP	LAPS LED	DISTANCE	VEHICLE
76	Dean CLAYTON	1	10	23.56 miles	Volkswagen Golf Gti Mk2 16v

BARC Thruxton Retro - Back to the 80s

SCOTTISH CLASSIC SPORTS & SALOON CHAMPIONSHIP | HISTORIC MODSPORTS

RACE 6 - STATISTICS

CLASS : MC

1 Starters

Fastest Lap History

NO	NAME	LAP TIME	TIME OF DAY	LAP	VEHICLE
88	Iain MCBAY	1:47.629	16:06:35.356	1	Davrian Mk8
88	Iain MCBAY	1:38.962	16:08:14.319	2	Davrian Mk8
88	Iain MCBAY	1:37.654	16:11:31.802	4	Davrian Mk8
88	Iain MCBAY	1:36.211	16:14:46.197	6	Davrian Mk8
88	Iain MCBAY	1:35.485	16:16:21.682	7	Davrian Mk8
88	Iain MCBAY	1:34.892	16:21:13.345	10	Davrian Mk8

Leader History

NO	NAME	FROM LAP	LAPS LED	DISTANCE	VEHICLE
88	Iain MCBAY	1	10	23.56 miles	Davrian Mk8

BARC Thruxton Retro - Back to the 80s

SCOTTISH CLASSIC SPORTS & SALOON CHAMPIONSHIP | HISTORIC MODSPORTS

RACE 6 - STATISTICS

CLASS : A

3 Starters

Fastest Lap History

NO	NAME	LAP TIME	TIME OF DAY	LAP	VEHICLE
13	Alastair BAPTIE	1:52.369	16:06:40.107	1	Fiat X1/9
13	Alastair BAPTIE	1:35.694	16:08:15.799	2	Fiat X1/9
13	Alastair BAPTIE	1:35.337	16:14:40.356	6	Fiat X1/9

Leader History

NO	NAME	FROM LAP	LAPS LED	DISTANCE	VEHICLE
13	Alastair BAPTIE	1	10	23.56 miles	Fiat X1/9

BARC Thruxton Retro - Back to the 80s

SCOTTISH CLASSIC SPORTS & SALOON CHAMPIONSHIP | HISTORIC MODSPORTS

RACE 6 - STATISTICS

CLASS : MD

6 Starters

Fastest Lap History

NO	NAME	LAP TIME	TIME OF DAY	LAP	VEHICLE
10	Steve BARNARD	1:38.694	16:06:26.421	1	Ford Escort MKI
10	Steve BARNARD	1:29.912	16:07:56.334	2	Ford Escort MKI
10	Steve BARNARD	1:29.287	16:10:55.600	4	Ford Escort MKI
10	Steve BARNARD	1:28.590	16:12:24.191	5	Ford Escort MKI

Leader History

NO	NAME	FROM LAP	LAPS LED	DISTANCE	VEHICLE
10	Steve BARNARD	1	10	23.56 miles	Ford Escort MKI

BARC Thruxton Retro - Back to the 80s

SCOTTISH CLASSIC SPORTS & SALOON CHAMPIONSHIP | HISTORIC MODSPORTS

RACE 6 - STATISTICS

CLASS : MB

2 Starters

Fastest Lap History

NO	NAME	LAP TIME	TIME OF DAY	LAP	VEHICLE
45	David MORRISON	1:38.201	16:06:25.926	1	MG Midget
45	David MORRISON	1:30.082	16:07:56.007	2	MG Midget
45	David MORRISON	1:29.598	16:09:25.605	3	MG Midget
45	David MORRISON	1:29.457	16:10:55.062	4	MG Midget

Leader History

NO	NAME	FROM LAP	LAPS LED	DISTANCE	VEHICLE
45	David MORRISON	1	10	23.56 miles	MG Midget

BARC Thruxton Retro - Back to the 80s

SCOTTISH CLASSIC SPORTS & SALOON CHAMPIONSHIP | HISTORIC MODSPORTS

RACE 6 - STATISTICS

CLASS : E

3 Starters

Fastest Lap History

NO	NAME	LAP TIME	TIME OF DAY	LAP	VEHICLE
64	Adam KINMOND	1:39.633	16:06:27.365	1	Rover Vitesse
64	Adam KINMOND	1:31.494	16:07:58.857	2	Rover Vitesse
63	John KINMOND	1:30.846	16:07:59.647	2	Rover 3500 V8

Leader History

NO	NAME	FROM LAP	LAPS LED	DISTANCE	VEHICLE
64	Adam KINMOND	1	3	7.06 miles	Rover Vitesse
63	John KINMOND	4	2	4.71 miles	Rover 3500 V8
64	Adam KINMOND	6	5	11.78 miles	Rover Vitesse

BARC Thruxton Retro - Back to the 80s

SCOTTISH CLASSIC SPORTS & SALOON CHAMPIONSHIP | HISTORIC MODSPORTS

RACE 6 - STATISTICS

CLASS : MA

1 Starters

Fastest Lap History

NO	NAME	LAP TIME	TIME OF DAY	LAP	VEHICLE
78	Myles CASTALDINI	1:54.569	16:06:42.199	1	Davrian Mk5


Leader History

NO	NAME	FROM LAP	LAPS LED	DISTANCE	VEHICLE
78	Myles CASTALDINI	1	2	4.71 miles	Davrian Mk5

BARC Thruxton Retro - Back to the 80s

SCOTTISH CLASSIC SPORTS & SALOON CHAMPIONSHIP | HISTORIC MODSPORTS

RACE 10 - GRID (15 minutes) - AMENDED

ROW 10	19	5 Stephen PRIMETT	20	27 Martin REYNOLDS
ROW 9	17	78 Myles CASTALDINI	18	55 Matthew ELLIS
ROW 8	15	71 Paul BOWERS	16	96 Peter BAKER
ROW 7	13	40 Ian MORTON	14	99 David BREWIS
ROW 6	11	92 Neil VAUGHAN	12	24 William Ralph UNDERWOOD
ROW 5	9	13 Alastair BAPTIE	10	88 Iain MCBAY
ROW 4	7	51 Ewan ANDERSON	8	196 Jonathan ELLISON
ROW 3	5	63 John KINMOND	6	2 Thomas OWEN
ROW 2	3	76 Dean CLAYTON	4	64 Adam KINMOND
ROW 1	1	10 Steve BARNARD	2	45 David MORRISON
Pole				
				

Car 27 - change of car. Permitted to start back of grid

These results are provisional until the conclusion of any judicial and technical matters.

Thruxton: 2.3560 miles

Clerk Of Course: Dave Weston

Timekeeper: Robert Cook



Results can be found at www.tsl-timing.com

Printed - 09:55 Sunday, 05 July 2026




The British Automobile Racing Club

BARC Thruxton Retro - Back to the 80s

SCOTTISH CLASSIC SPORTS & SALOON CHAMPIONSHIP | HISTORIC MODSPORTS

RACE 10 - GRID (15 minutes)

ROW 11	21	7 Philip MORTON	
ROW 10		19 55 Matthew ELLIS	20 5 Stephen PRIMETT
ROW 9	17	96 Peter BAKER	18 78 Myles CASTALDINI
ROW 8		15 99 David BREWIS	16 71 Paul BOWERS
ROW 7	13	24 William Ralph UNDERWOOD	14 40 Ian MORTON
ROW 6		11 88 Iain MCBAY	12 92 Neil VAUGHAN
ROW 5	9	27 Martin REYNOLDS	10 13 Alastair BAPTIE
ROW 4		7 51 Ewan ANDERSON	8 196 Jonathan ELLISON
ROW 3	5	63 John KINMOND	6 2 Thomas OWEN
ROW 2		3 76 Dean CLAYTON	4 64 Adam KINMOND
ROW 1	1	10 Steve BARNARD	2 45 David MORRISON
Pole			
			

These results are provisional until the conclusion of any judicial and technical matters.

Thruxton: 2.3560 miles

Clerk Of Course: Dave Weston

Timekeeper: Robert Cook



Results can be found at www.tsl-timing.com

Printed - 16:30 Saturday, 04 July 2026



The British Automobile Racing Club

BARC Thruxton Retro - Back to the 80s

SCOTTISH CLASSIC SPORTS & SALOON CHAMPIONSHIP | HISTORIC MODSPORTS

RACE 10 - CLASSIFICATION

Race Distance: 10 Laps / 23.56 miles

POS	NO	CL	PIC	NAME	ENTRY	LAPS	TIME	GAP	DIFF	MPH	BEST	ON	GRD	↑↓
1	55	MD	1	Matthew ELLIS	DAF / March 55	10	14:52.318			95.05	1:26.291	3	18	17
2	10	MD	2	Steve BARNARD	Ford Escort MK1	10	14:56.169	3.851	3.851	94.64	1:27.316	9	1	-1
3	76	I	1	Dean CLAYTON	Volkswagen Golf Gti Mk2 16v	10	15:20.941	28.623	24.772	92.09	1:30.741	3	3	0
4	45*	MB	1	David MORRISON	MG Midget	10	15:30.483	38.165	9.542	91.15	1:29.810	3	2	-2
5	2	I	2	Thomas OWEN	Peugeot 205	10	15:47.746	55.428	17.263	89.49	1:33.054	7	6	1
6	64	E	1	Adam KINMOND	Rover Vitesse	10	15:49.601	57.283	1.855	89.31	1:32.671	5	4	-2
7	5	MC	1	Stephen PRIMETT	Ford Escort Mk1	10	15:51.313	58.995	1.712	89.15	1:32.753	8	19	12
8	63	E	2	John KINMOND	Rover 3500 V8	10	15:58.321	1:06.003	7.008	88.50	1:32.524	3	5	-3
9	13	A	1	Alastair BAPTIE	Fiat X1/9	10	15:59.595	1:07.277	1.274	88.38	1:34.107	8	9	0
10	196	MD	3	Jonathan ELLISON	TVR Griffith	10	16:17.854	1:25.536	18.259	86.73	1:34.890	8	8	-2
11	27	I	3	Martin REYNOLDS	Ford Escort 2500cc	9	14:58.879	1 Lap	1 Lap	84.92	1:35.768	6	20	9
12	96	MD	4	Peter BAKER	Aston Martin DB4 Lightweight	9	15:01.096	1 Lap	2.217	84.71	1:37.405	7	16	4
13	24	I	4	William Ralph UNDERWOOD	Triumph TR7 V8	9	16:06.722	1 Lap	1:05.626	78.96	1:42.117	4	12	-1
14	99	MB	2	David BREWIS	MG Midget	8	14:55.642	2 Laps	1 Lap	75.75	1:45.275	4	14	0
15	40	A	2	Ian MORTON	Austin A40 Farina	8	14:56.815	2 Laps	1.173	75.65	1:49.825	8	13	-2
16	78	MA	1	Myles CASTALDINI	Davrian Mk5	8	15:23.210	2 Laps	26.395	73.49	1:53.179	2	17	1

NOT CLASSIFIED

DNF	88	MC		Iain MCBAY	Davrian Mk8	9	14:28.283	1 Lap	0.000	87.91	1:33.402	7	10	
DNF	51	E		Ewan ANDERSON	MGB GT V8	5	8:01.707	5 Laps	4 Laps	88.03	1:33.492	5	7	

NOT STARTED

NS	92	MD		Neil VAUGHAN	Chevrolet Corvette C3									11
NS	71	A		Paul BOWERS	Fiat 128 Coupe									15

FASTEST LAP

55	MD	Matthew ELLIS	DAF / March 55	3	1:26.291	98.29 mph	158.18 kph
45	MB	David MORRISON	MG Midget	3	1:29.810	94.43 mph	151.98 kph
76	I	Dean CLAYTON	Volkswagen Golf Gti Mk2 16v	3	1:30.741	93.47 mph	150.42 kph
63	E	John KINMOND	Rover 3500 V8	3	1:32.524	91.66 mph	147.52 kph
5	MC	Stephen PRIMETT	Ford Escort Mk1	8	1:32.753	91.44 mph	147.16 kph
13	A	Alastair BAPTIE	Fiat X1/9	8	1:34.107	90.12 mph	145.04 kph
78	MA	Myles CASTALDINI	Davrian Mk5	2	1:53.179	74.93 mph	120.60 kph

Car 45 - 10 second time penalty applied for flase start

Weather / Track : Cloudy / Dry

These results are provisional until the conclusion of any judicial and technical matters.

Date: 05/07/2026 Start: 10:44 Finish: 10:59

Thruxton: 2.3560 miles

Clerk Of Course: Dave Weston

Timekeeper: Robert Cook



Results can be found at www.tsl-timing.com

Printed - 11:03 Sunday, 05 July 2026



The British Automobile Racing Club

BARC Thruxton Retro - Back to the 80s

SCOTTISH CLASSIC SPORTS & SALOON CHAMPIONSHIP | HISTORIC MODSPORTS

RACE 10 - LAP CHART

LAP 1 @ 10:45:43.209			LAP 2 @ 10:47:12.940			LAP 3 @ 10:48:42.093			LAP 4 @ 10:50:09.424			LAP 5 @ 10:51:36.915		
NO	BEHIND	LAP TIME	NO	BEHIND	LAP TIME	NO	BEHIND	LAP TIME	NO	BEHIND	LAP TIME	NO	BEHIND	LAP TIME
10		1:35.002	10		1:29.731	10		1:29.153	55		1:27.306	55		1:27.491
45	2.505	1:37.507	55	2.887	1:27.324	55	0.025	1:26.291	10	1.101	1:28.432	10	2.741	1:29.131
76	2.875	1:37.877	76	4.131	1:30.987	76	5.719	1:30.741	45	9.838	1:30.183	40	1 Lap	1:51.908
55	5.294	1:40.296	45	6.329	1:33.555	45	6.986	1:29.810	76	10.053	1:31.665	45	12.292	1:29.945
63	6.717	1:41.719	63	10.476	1:33.490	63	13.847	1:32.524	63	19.804	1:33.288	76	13.740	1:31.178
2	7.622	1:42.624	2	13.572	1:35.681	2	17.811	1:33.392	64	23.746	1:32.801	78	1 Lap	1:54.101
196	8.513	1:43.515	64	13.809	1:34.967	64	18.276	1:33.620	2	25.066	1:34.586	63	27.482	1:35.169
64	8.573	1:43.575	196	14.038	1:35.256	51	20.356	1:33.889	51	26.998	1:33.973	64	28.926	1:32.671
51	9.878	1:44.880	51	15.620	1:35.473	5	21.502	1:34.280	5	27.881	1:33.710	2	30.823	1:33.248
5	10.773	1:45.775	5	16.375	1:35.333	13	21.847	1:34.310	13	29.727	1:35.211	51	32.999	1:33.492
13	11.720	1:46.722	13	16.690	1:34.701	88	26.085	1:35.790	88	33.805	1:35.051	5	33.592	1:33.202
88	13.182	1:48.184	88	19.448	1:35.997	196	30.874	1:45.989	196	40.266	1:36.723	13	37.924	1:35.688
96	19.805	1:54.807	96	28.869	1:38.795	96	38.779	1:39.063	27	48.937	1:36.919	88	40.694	1:34.380
99	21.180	1:56.182	27	31.545	1:39.724	27	39.349	1:36.957	96	50.490	1:39.042	196	49.382	1:36.607
27	21.552	1:56.554	99	37.755	1:46.306	99	54.605	1:46.003	99	1:12.549	1:45.275	27	59.669	1:38.223
40	23.438	1:58.440	24	43.301	1:45.929	24	58.060	1:43.912	24	1:12.846	1:42.117	96	1:01.109	1:38.110
24	27.103	2:02.105	40	44.372	1:50.665	40	1:06.209	1:50.990				24	1:29.170	1:43.815
78	28.107	2:03.109	78	51.555	1:53.179	78	1:16.423	1:54.021						

BARC Thruxton Retro - Back to the 80s

SCOTTISH CLASSIC SPORTS & SALOON CHAMPIONSHIP | HISTORIC MODSPORTS

RACE 10 - LAP CHART

LAP 6 @ 10:53:06.151			LAP 7 @ 10:54:35.397			LAP 8 @ 10:56:03.036			LAP 9 @ 10:57:29.834			LAP 10 @ 10:59:00.525		
NO	BEHIND	LAP TIME	NO	BEHIND	LAP TIME	NO	BEHIND	LAP TIME	NO	BEHIND	LAP TIME	NO	BEHIND	LAP TIME
55		1:29.236	55		1:29.246	55		1:27.639	55		1:26.798	55		1:30.691
99	1 Lap	1:46.457	10	2.301	1:28.987	10	2.597	1:27.935	96	1 Lap	1:37.748	99	2 Laps	1:54.877
10	2.560	1:29.055	45	15.019	1:30.930	45	18.612	1:31.232	10	3.115	1:27.316	10	3.851	1:31.427
45	13.335	1:30.279	24	1 Lap	1:48.392	76	24.394	1:32.545	78	2 Laps	1:55.553	40	2 Laps	1:49.825
76	16.202	1:31.698	76	19.488	1:32.532	24	1 Lap	1:46.527	45	22.506	1:30.692	27	1 Lap	1:39.367
40	1 Lap	1:51.654	99	1 Lap	2:00.537	64	45.794	1:34.756	76	28.509	1:30.913	96	1 Lap	1:37.657
63	32.161	1:33.915	63	37.947	1:35.032	2	45.869	1:34.019	2	52.861	1:33.790	45	28.165	1:36.350
64	34.136	1:34.446	64	38.677	1:33.787	63	46.706	1:36.398	64	54.499	1:35.503	76	28.623	1:30.805
2	35.681	1:34.094	2	39.489	1:33.054	5	48.536	1:32.753	63	55.932	1:36.024	78	2 Laps	1:54.614
5	38.782	1:34.426	5	43.422	1:33.886	13	55.518	1:34.107	5	56.219	1:34.481	2	55.428	1:33.258
78	1 Lap	1:54.958	40	1 Lap	1:52.164	88	57.687	1:35.386	24	1 Lap	1:48.463	64	57.283	1:33.475
13	43.973	1:35.285	13	49.050	1:34.323	99	1 Lap	2:00.005	13	1:03.193	1:34.473	5	58.995	1:33.467
88	45.784	1:34.326	88	49.940	1:33.402	196	1:10.117	1:34.890	88	1:06.656	1:35.767	63	1:06.003	1:40.762
196	56.133	1:35.987	196	1:02.866	1:35.979	40	1 Lap	1:51.169	196	1:19.228	1:35.909	13	1:07.277	1:34.775
27	1:06.201	1:35.768	78	1 Lap	1:53.675	27	1:24.683	1:38.060				24	1 Lap	1:45.462
96	1:10.342	1:38.469	27	1:14.262	1:37.307							196	1:25.536	1:36.999
			96	1:18.501	1:37.405									

BARC Thruxton Retro - Back to the 80s

SCOTTISH CLASSIC SPORTS & SALOON CHAMPIONSHIP | HISTORIC MODSPORTS

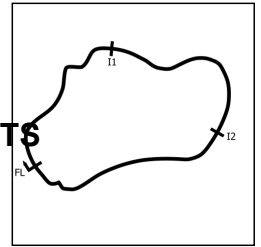
RACE 10 - POSITION CHART WITH INTERMEDIATES

No	Name	Lap		Intermediates																															
		Pos	L0 - Int1-M	L0 - Int2-M	L1 - Finish	L1 - Int1-M	L1 - Int2-M	L2 - Finish	L2 - Int1-M	L2 - Int2-M	L3 - Finish	L3 - Int1-M	L3 - Int2-M	L4 - Finish	L4 - Int1-M	L4 - Int2-M	L5 - Finish	L5 - Int1-M	L5 - Int2-M	L6 - Finish	L6 - Int1-M	L6 - Int2-M	L7 - Finish	L7 - Int1-M	L7 - Int2-M	L8 - Finish	L8 - Int1-M	L8 - Int2-M	L9 - Finish	L9 - Int1-M	L9 - Int2-M	L10 - Finish			
10	BARNARD	1	10	10	10	10	10	10	10	10	10	10	10	10	10	10	10	10	10	10	10	10	10	10	10	10	10	10	10	10	10	10	10	10	
45	MORRISON	2	45	45	45	45	45	55	55	55	55	10	10	10	10	10	10	10	10	10	10	10	10	10	10	10	10	10	10	10	10	10	10	10	
76	CLAYTON	3	76	76	76	76	55	76	76	76	76	76	76	45	45	45	45	45	45	45	45	45	45	45	45	45	45	45	45	45	45	45	45	45	
64	KINMOND	4	2	63	55	55	76	45	45	45	45	45	45	76	76	76	76	76	76	76	76	76	76	76	76	76	76	76	76	76	76	76	76		
63	KINMOND	5	63	55	63	63	63	63	63	63	63	63	63	63	63	63	63	63	63	63	63	63	63	63	63	63	64	2	2	2	2	2	2		
2	OWEN	6	64	2	2	2	2	2	2	2	2	2	64	64	64	64	64	64	64	64	64	64	64	64	64	64	64	2	64	64	64	64	64		
51	ANDERSON	7	196	64	196	64	64	64	64	64	64	64	2	2	2	2	2	2	2	2	2	2	2	2	2	2	2	2	2	2	63	63	63	63	
196	ELLISON	8	55	196	64	196	196	196	51	51	51	51	51	51	51	51	51	51	51	51	51	51	51	51	51	51	51	51	51	51	51	51	51	63	63
13	BAPTIE	9	51	51	51	5	5	51	5	5	5	5	5	5	5	5	5	5	5	5	13	13	13	13	13	13	13	13	13	13	13	13	13	13	
88	MCBAY	10	13	5	5	51	51	5	13	13	13	13	13	13	13	13	13	13	13	13	88	88	88	88	88	88	88	88	88	88	88	88	88	88	196
92	VAUGHAN	11	5	13	13	13	13	13	88	88	88	88	88	88	88	88	88	88	88	88	196	196	196	196	196	196	196	196	196	196	196	196	196	196	55
24	UNDERWOOD	12	88	88	88	88	88	88	196	196	196	196	196	196	196	196	196	196	196	196	27	27	27	27	27	27	27	27	27	27	27	27	27	10	
40	MORTON	13	40	99	96	96	96	96	96	96	96	96	96	27	27	27	27	27	27	27	96	96	96	96	96	96	96	96	96	96	96	96	96	76	
99	BREWIS	14	99	40	99	27	27	27	27	27	27	27	27	27	27	27	27	27	27	27	24	24	24	24	24	24	24	24	24	24	24	24	24		
71	BOWERS	15	78	96	27	99	99	99	99	99	99	99	99	24	24	24	24	24	24	24	99	99	99	99	99	99	99	99	99	99	99	27			
96	BAKER	16	96	27	40	40	40	24	24	24	24	24	24	24	24	24	24	24	24	99	99	99	99	99	99	99	99	99	99	99	99	99	96		
78	CASTALDINI	17	27	78	24	24	24	40	40	40	40	40	40	40	40	40	40	40	40	40	78	78	78	78	78	78	78	78	78	78	78	78			
55	ELLIS	18	24	24	78	78	78	78	78	78	78	78	78	78	78	78	78	78	78	78	99														
5	PRIMETT	19	40																																
27	REYNOLDS	20	78																																

BARC Thruxton Retro - Back to the 80s

SCOTTISH CLASSIC SPORTS & SALOON CHAMPIONSHIP | HISTORIC MODSPORTS

RACE 10 - SECTOR ANALYSIS



SECTOR 1 = FL to I1, SECTOR 2 = I1 to I2, SECTOR 3 = I2 to FL, DIFF = Difference To Personal Best Lap, P = Crossed Finish Line in Pit Lane, D = Time Disallowed

P1 55 MD		Matthew ELLIS		DAF / March 55			
IDEAL LAP TIME : 1:26.177		BEST LAP TIME : 1:26.291		DIFFERENCE : 0.114			
LAP	SECTOR 1	SECTOR 2	SECTOR 3	LAP TIME	MPH	DIFF	TIME OF DAY
1 -		24.315	35.335	1:40.296	84.56	14.005	10:45:48.503
2 -	28.745	23.073	35.506	1:27.324	97.12	1.033	10:47:15.827
3 -	28.796	22.749	34.746	1:26.291 (1)	98.29		10:48:42.118
4 -	29.436	23.025	34.845	1:27.306 (3)	97.14	1.015	10:50:09.424
5 -	29.070	23.354	35.067	1:27.491	96.94	1.200	10:51:36.915
6 -	29.935	23.476	35.825	1:29.236	95.04	2.945	10:53:06.151
7 -	29.970	23.356	35.920	1:29.246	95.03	2.955	10:54:35.397
8 -	29.393	23.028	35.218	1:27.639	96.77	1.348	10:56:03.036
9 -	29.120	22.686	34.992	1:26.798 (2)	97.71	0.507	10:57:29.834
10 -	30.698	23.669	36.324	1:30.691	93.52	4.400	10:59:00.525

P2 10 MD		Steve BARNARD		Ford Escort MK1			
IDEAL LAP TIME : 1:27.198		BEST LAP TIME : 1:27.316		DIFFERENCE : 0.118			
LAP	SECTOR 1	SECTOR 2	SECTOR 3	LAP TIME	MPH	DIFF	TIME OF DAY
1 -		24.306	35.532	1:35.002	89.27	7.686	10:45:43.209
2 -	30.306	23.954	35.471	1:29.731	94.52	2.415	10:47:12.940
3 -	29.787	23.931	35.435	1:29.153	95.13	1.837	10:48:42.093
4 -	30.065	23.777	34.590	1:28.432 (3)	95.91	1.116	10:50:10.525
5 -	29.865	23.614	35.652	1:29.131	95.15	1.815	10:51:39.656
6 -	30.363	23.709	34.983	1:29.055	95.24	1.739	10:53:08.711
7 -	30.778	23.454	34.755	1:28.987	95.31	1.671	10:54:37.698
8 -	29.834	23.403	34.698	1:27.935 (2)	96.45	0.619	10:56:05.633
9 -	29.363	23.245	34.708	1:27.316 (1)	97.13		10:57:32.949
10 -	30.633	24.028	36.766	1:31.427	92.76	4.111	10:59:04.376

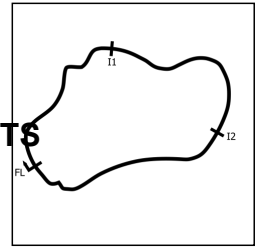
P3 76 I		Dean CLAYTON		Volkswagen Golf Gti Mk2 16v			
IDEAL LAP TIME : 1:29.741		BEST LAP TIME : 1:30.741		DIFFERENCE : 1.000			
LAP	SECTOR 1	SECTOR 2	SECTOR 3	LAP TIME	MPH	DIFF	TIME OF DAY
1 -		24.525	35.304	1:37.877	86.65	7.136	10:45:46.084
2 -	30.273	24.239	36.475	1:30.987	93.21	0.246	10:47:17.071
3 -	30.271	24.440	36.030	1:30.741 (1)	93.47		10:48:47.812
4 -	30.198	24.641	36.826	1:31.665	92.52	0.924	10:50:19.477
5 -	30.484	24.716	35.978	1:31.178	93.02	0.437	10:51:50.655
6 -	30.264	25.468	35.966	1:31.698	92.49	0.957	10:53:22.353
7 -	30.395	24.762	37.375	1:32.532	91.66	1.791	10:54:54.885
8 -	32.328	24.443	35.774	1:32.545	91.64	1.804	10:56:27.430
9 -	30.482	24.454	35.977	1:30.913 (3)	93.29	0.172	10:57:58.343
10 -	30.643	24.391	35.771	1:30.805 (2)	93.40	0.064	10:59:29.148

P4 45 MB		David MORRISON		MG Midget			
IDEAL LAP TIME : 1:28.952		BEST LAP TIME : 1:29.810		DIFFERENCE : 0.858			
LAP	SECTOR 1	SECTOR 2	SECTOR 3	LAP TIME	MPH	DIFF	TIME OF DAY
1 -		24.578	36.443	1:37.507	86.98	7.697	10:45:45.714
2 -	29.695	23.947	39.913	1:33.555	90.65	3.745	10:47:19.269
3 -	28.876	23.848	37.086	1:29.810 (1)	94.43		10:48:49.079
4 -	29.178	24.479	36.526	1:30.183 (3)	94.04	0.373	10:50:19.262
5 -	29.100	24.200	36.645	1:29.945 (2)	94.29	0.135	10:51:49.207
6 -	29.261	24.790	36.228	1:30.279	93.94	0.469	10:53:19.486
7 -	29.426	24.016	37.488	1:30.930	93.27	1.120	10:54:50.416
8 -	29.610	24.287	37.335	1:31.232	92.96	1.422	10:56:21.648
9 -	29.206	23.993	37.493	1:30.692	93.52	0.882	10:57:52.340
10 -	29.552	25.733	41.065	1:36.350	88.02	6.540	10:59:28.690

BARC Thruxton Retro - Back to the 80s

SCOTTISH CLASSIC SPORTS & SALOON CHAMPIONSHIP | HISTORIC MODSPORTS

RACE 10 - SECTOR ANALYSIS



SECTOR 1 = FL to I1, SECTOR 2 = I1 to I2, SECTOR 3 = I2 to FL, DIFF = Difference To Personal Best Lap, P = Crossed Finish Line in Pit Lane, D = Time Disallowed

P5		2 I		Thomas OWEN		Peugeot 205	
IDEAL LAP TIME : 1:32.445		BEST LAP TIME : 1:33.054		DIFFERENCE : 0.609			
LAP	SECTOR 1	SECTOR 2	SECTOR 3	LAP TIME	MPH	DIFF	TIME OF DAY
1 -		26.219	37.547	1:42.624	82.64	9.570	10:45:50.831
2 -	31.285	26.017	38.379	1:35.681	88.64	2.627	10:47:26.512
3 -	31.219	25.418	36.755	1:33.392	90.81	0.338	10:48:59.904
4 -	31.428	25.971	37.187	1:34.586	89.67	1.532	10:50:34.490
5 -	30.724	25.524	37.000	1:33.248 (2)	90.95	0.194	10:52:07.738
6 -	31.133	25.795	37.166	1:34.094	90.13	1.040	10:53:41.832
7 -	30.720	25.548	36.786	1:33.054 (1)	91.14		10:55:14.886
8 -	32.023	24.970	37.026	1:34.019	90.21	0.965	10:56:48.905
9 -	31.067	25.587	37.136	1:33.790	90.43	0.736	10:58:22.695
10 -	30.898	25.298	37.062	1:33.258 (3)	90.94	0.204	10:59:55.953

P6		64 E		Adam KINMOND		Rover Vitesse	
IDEAL LAP TIME : 1:31.673		BEST LAP TIME : 1:32.671		DIFFERENCE : 0.998			
LAP	SECTOR 1	SECTOR 2	SECTOR 3	LAP TIME	MPH	DIFF	TIME OF DAY
1 -		25.505	37.817	1:43.575	81.88	10.904	10:45:51.782
2 -	32.893	24.313	37.761	1:34.967	89.31	2.296	10:47:26.749
3 -	31.705	24.769	37.146	1:33.620	90.59	0.949	10:49:00.369
4 -	31.342	25.181	36.278	1:32.801 (2)	91.39	0.130	10:50:33.170
5 -	31.302	24.906	36.463	1:32.671 (1)	91.52		10:52:05.841
6 -	31.524	24.678	38.244	1:34.446	89.80	1.775	10:53:40.287
7 -	31.454	25.552	36.781	1:33.787	90.43	1.116	10:55:14.074
8 -	32.362	24.912	37.482	1:34.756	89.51	2.085	10:56:48.830
9 -	31.940	25.695	37.868	1:35.503	88.80	2.832	10:58:24.333
10 -	31.082	25.190	37.203	1:33.475 (3)	90.73	0.804	10:59:57.808

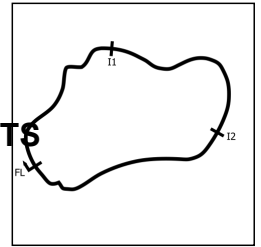
P7		5 MC		Stephen PRIMETT		Ford Escort Mk1	
IDEAL LAP TIME : 1:32.595		BEST LAP TIME : 1:32.753		DIFFERENCE : 0.158			
LAP	SECTOR 1	SECTOR 2	SECTOR 3	LAP TIME	MPH	DIFF	TIME OF DAY
1 -		25.472	38.462	1:45.775	80.18	13.022	10:45:53.982
2 -	32.026	25.355	37.952	1:35.333	88.96	2.580	10:47:29.315
3 -	31.616	25.178	37.486	1:34.280	89.96	1.527	10:49:03.595
4 -	31.516	25.426	36.768	1:33.710	90.50	0.957	10:50:37.305
5 -	31.270	25.336	36.596	1:33.202 (2)	91.00	0.449	10:52:10.507
6 -	31.167	25.328	37.931	1:34.426	89.82	1.673	10:53:44.933
7 -	31.136	25.422	37.328	1:33.886	90.33	1.133	10:55:18.819
8 -	30.970	25.336	36.447	1:32.753 (1)	91.44		10:56:51.572
9 -	31.546	25.398	37.537	1:34.481	89.77	1.728	10:58:26.053
10 -	31.666	25.329	36.472	1:33.467 (3)	90.74	0.714	10:59:59.520

P8		63 E		John KINMOND		Rover 3500 V8	
IDEAL LAP TIME : 1:31.222		BEST LAP TIME : 1:32.524		DIFFERENCE : 1.302			
LAP	SECTOR 1	SECTOR 2	SECTOR 3	LAP TIME	MPH	DIFF	TIME OF DAY
1 -		25.504	36.924	1:41.719	83.38	9.195	10:45:49.926
2 -	30.756	26.177	36.557	1:33.490 (3)	90.72	0.966	10:47:23.416
3 -	31.604	24.873	36.047	1:32.524 (1)	91.66		10:48:55.940
4 -	31.547	24.840	36.901	1:33.288 (2)	90.91	0.764	10:50:29.228
5 -	31.964	25.171	38.034	1:35.169	89.12	2.645	10:52:04.397
6 -	31.990	24.419	37.506	1:33.915	90.31	1.391	10:53:38.312
7 -	31.811	26.195	37.026	1:35.032	89.25	2.508	10:55:13.344
8 -	32.184	25.064	39.150	1:36.398	87.98	3.874	10:56:49.742
9 -	33.037	25.125	37.862	1:36.024	88.32	3.500	10:58:25.766
10 -	32.806	27.532	40.424	1:40.762	84.17	8.238	11:00:06.528

BARC Thruxton Retro - Back to the 80s

SCOTTISH CLASSIC SPORTS & SALOON CHAMPIONSHIP | HISTORIC MODSPORTS

RACE 10 - SECTOR ANALYSIS



SECTOR 1 = FL to I1, SECTOR 2 = I1 to I2, SECTOR 3 = I2 to FL, DIFF = Difference To Personal Best Lap, P = Crossed Finish Line in Pit Lane, D = Time Disallowed

P9 13 A		Alastair BAPTIE		Fiat X1/9			
IDEAL LAP TIME : 1:33.201		BEST LAP TIME : 1:34.107		DIFFERENCE : 0.906			
LAP	SECTOR 1	SECTOR 2	SECTOR 3	LAP TIME	MPH	DIFF	TIME OF DAY
1 -		25.887	38.997	1:46.722	79.47	12.615	10:45:54.929
2 -	32.538	25.031	37.132	1:34.701	89.56	0.594	10:47:29.630
3 -	32.399	24.734	37.177	1:34.310 (2)	89.93	0.203	10:49:03.940
4 -	31.699	25.182	38.330	1:35.211	89.08	1.104	10:50:39.151
5 -	32.122	25.641	37.925	1:35.688	88.63	1.581	10:52:14.839
6 -	32.128	25.553	37.604	1:35.285	89.01	1.178	10:53:50.124
7 -	31.800	25.746	36.777	1:34.323 (3)	89.92	0.216	10:55:24.447
8 -	31.822	24.885	37.400	1:34.107 (1)	90.12		10:56:58.554
9 -	31.690	25.144	37.639	1:34.473	89.77	0.366	10:58:33.027
10 -	32.101	25.482	37.192	1:34.775	89.49	0.668	11:00:07.802

P10 196 MD		Jonathan ELLISON		TVR Griffith			
IDEAL LAP TIME : 1:33.760		BEST LAP TIME : 1:34.890		DIFFERENCE : 1.130			
LAP	SECTOR 1	SECTOR 2	SECTOR 3	LAP TIME	MPH	DIFF	TIME OF DAY
1 -		26.126	36.755	1:43.515	81.93	8.625	10:45:51.722
2 -	33.655	25.021	36.580	1:35.256 (2)	89.04	0.366	10:47:26.978
3 -	42.707	25.970	37.312	1:45.989	80.02	11.099	10:49:12.967
4 -	32.808	25.698	38.217	1:36.723	87.68	1.833	10:50:49.690
5 -	32.170	25.831	38.606	1:36.607	87.79	1.717	10:52:26.297
6 -	32.416	25.944	37.627	1:35.987	88.36	1.097	10:54:02.284
7 -	32.545	25.778	37.656	1:35.979	88.36	1.089	10:55:38.263
8 -	32.159	25.822	36.909	1:34.890 (1)	89.38		10:57:13.153
9 -	32.841	25.640	37.428	1:35.909 (3)	88.43	1.019	10:58:49.062
10 -	33.530	25.607	37.862	1:36.999	87.44	2.109	11:00:26.061

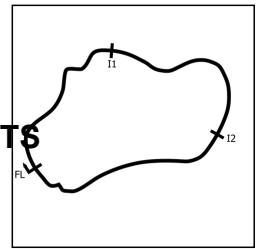
P11 27 I		Martin REYNOLDS		Ford Escort 2500cc			
IDEAL LAP TIME : 1:35.473		BEST LAP TIME : 1:35.768		DIFFERENCE : 0.295			
LAP	SECTOR 1	SECTOR 2	SECTOR 3	LAP TIME	MPH	DIFF	TIME OF DAY
1 -		27.863	41.086	1:56.554	72.76	20.786	10:46:04.761
2 -	35.479	25.945	38.300	1:39.724	85.05	3.956	10:47:44.485
3 -	33.554	25.537	37.866	1:36.957 (3)	87.47	1.189	10:49:21.442
4 -	33.191	25.924	37.804	1:36.919 (2)	87.51	1.151	10:50:58.361
5 -	33.835	26.093	38.295	1:38.223	86.35	2.455	10:52:36.584
6 -	33.256	25.317	37.195	1:35.768 (1)	88.56		10:54:12.352
7 -	32.961	26.176	38.170	1:37.307	87.16	1.539	10:55:49.659
8 -	33.618	25.962	38.480	1:38.060	86.49	2.292	10:57:27.719
9 -	34.807	26.608	37.952	1:39.367	85.35	3.599	10:59:07.086

P12 96 MD		Peter BAKER		Aston Martin DB4 Lightweight			
IDEAL LAP TIME : 1:36.736		BEST LAP TIME : 1:37.405		DIFFERENCE : 0.669			
LAP	SECTOR 1	SECTOR 2	SECTOR 3	LAP TIME	MPH	DIFF	TIME OF DAY
1 -		28.371	39.628	1:54.807	73.87	17.402	10:46:03.014
2 -	32.741	26.659	39.395	1:38.795	85.85	1.390	10:47:41.809
3 -	33.962	26.082	39.019	1:39.063	85.61	1.658	10:49:20.872
4 -	32.893	26.334	39.815	1:39.042	85.63	1.637	10:50:59.914
5 -	33.199	26.338	38.573	1:38.110	86.45	0.705	10:52:38.024
6 -	32.968	26.166	39.335	1:38.469	86.13	1.064	10:54:16.493
7 -	32.693	26.599	38.113	1:37.405 (1)	87.07		10:55:53.898
8 -	32.966	26.141	38.641	1:37.748 (3)	86.77	0.343	10:57:31.646
9 -	33.441	25.930	38.286	1:37.657 (2)	86.85	0.252	10:59:09.303

BARC Thruxton Retro - Back to the 80s

SCOTTISH CLASSIC SPORTS & SALOON CHAMPIONSHIP | HISTORIC MODSPORTS

RACE 10 - SECTOR ANALYSIS



SECTOR 1 = FL to I1, SECTOR 2 = I1 to I2, SECTOR 3 = I2 to FL, DIFF = Difference To Personal Best Lap, P = Crossed Finish Line in Pit Lane, D = Time Disallowed

P13 24 I		William Ralph UNDERWOOD		Triumph TR7 V8			
IDEAL LAP TIME : 1:42.117		BEST LAP TIME : 1:42.117		DIFFERENCE : 0.000			
LAP	SECTOR 1	SECTOR 2	SECTOR 3	LAP TIME	MPH	DIFF	TIME OF DAY
1 -		31.042	43.256	2:02.105	69.46	19.988	10:46:10.312
2 -	35.949	29.062	40.918	1:45.929	80.06	3.812	10:47:56.241
3 -	34.724	28.582	40.606	1:43.912 (3)	81.62	1.795	10:49:40.153
4 -	34.266	27.774	40.077	1:42.117 (1)	83.05		10:51:22.270
5 -	35.168	28.283	40.364	1:43.815 (2)	81.69	1.698	10:53:06.085
6 -	36.941	28.596	42.855	1:48.392	78.24	6.275	10:54:54.477
7 -	36.828	28.391	41.308	1:46.527	79.61	4.410	10:56:41.004
8 -	36.091	30.501	41.871	1:48.463	78.19	6.346	10:58:29.467
9 -	37.099	28.121	40.242	1:45.462	80.42	3.345	11:00:14.929

P14 99 MB		David BREWIS		MG Midget			
IDEAL LAP TIME : 1:43.925		BEST LAP TIME : 1:45.275		DIFFERENCE : 1.350			
LAP	SECTOR 1	SECTOR 2	SECTOR 3	LAP TIME	MPH	DIFF	TIME OF DAY
1 -		28.191	43.514	1:56.182	73.00	10.907	10:46:04.389
2 -	36.646	27.033	42.627	1:46.306 (3)	79.78	1.031	10:47:50.695
3 -	35.121	27.246	43.636	1:46.003 (2)	80.01	0.728	10:49:36.698
4 -	35.251	27.541	42.483	1:45.275 (1)	80.56		10:51:21.973
5 -	35.933	28.753	41.771	1:46.457	79.67	1.182	10:53:08.430
6 -	38.875	33.296	48.366	2:00.537	70.36	15.262	10:55:08.967
7 -	39.500	32.197	48.308	2:00.005	70.67	14.730	10:57:08.972
8 -	38.133	30.511	46.233	1:54.877	73.83	9.602	10:59:03.849

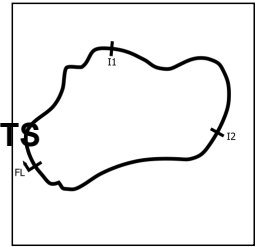
P15 40 A		Ian MORTON		Austin A40 Farina			
IDEAL LAP TIME : 1:49.353		BEST LAP TIME : 1:49.825		DIFFERENCE : 0.472			
LAP	SECTOR 1	SECTOR 2	SECTOR 3	LAP TIME	MPH	DIFF	TIME OF DAY
1 -		30.293	43.787	1:58.440	71.61	8.615	10:46:06.647
2 -	36.282	29.896	44.487	1:50.665 (2)	76.64	0.840	10:47:57.312
3 -	35.910	30.137	44.943	1:50.990 (3)	76.41	1.165	10:49:48.302
4 -	36.621	30.784	44.503	1:51.908	75.79	2.083	10:51:40.210
5 -	36.515	31.199	43.940	1:51.654	75.96	1.829	10:53:31.864
6 -	36.478	31.594	44.092	1:52.164	75.61	2.339	10:55:24.028
7 -	36.720	30.368	44.081	1:51.169	76.29	1.344	10:57:15.197
8 -	36.255	30.023	43.547	1:49.825 (1)	77.22		10:59:05.022

P16 78 MA		Myles CASTALDINI		Davrian Mk5			
IDEAL LAP TIME : 1:52.362		BEST LAP TIME : 1:53.179		DIFFERENCE : 0.817			
LAP	SECTOR 1	SECTOR 2	SECTOR 3	LAP TIME	MPH	DIFF	TIME OF DAY
1 -		31.471	46.772	2:03.109	68.89	9.930	10:46:11.316
2 -	35.462	31.400	46.317	1:53.179 (1)	74.93		10:48:04.495
3 -	35.334	31.854	46.833	1:54.021 (3)	74.38	0.842	10:49:58.516
4 -	35.318	32.916	45.867	1:54.101	74.33	0.922	10:51:52.617
5 -	35.095	32.215	47.648	1:54.958	73.78	1.779	10:53:47.575
6 -	35.114	31.671	46.890	1:53.675 (2)	74.61	0.496	10:55:41.250
7 -	36.408	32.145	47.000	1:55.553	73.40	2.374	10:57:36.803
8 -	35.568	32.417	46.629	1:54.614	74.00	1.435	10:59:31.417

BARC Thruxton Retro - Back to the 80s

SCOTTISH CLASSIC SPORTS & SALOON CHAMPIONSHIP | HISTORIC MODSPORTS

RACE 10 - SECTOR ANALYSIS



SECTOR 1 = FL to I1, SECTOR 2 = I1 to I2, SECTOR 3 = I2 to FL, DIFF = Difference To Personal Best Lap, P = Crossed Finish Line in Pit Lane, D = Time Disallowed

P17 88 MC		Iain MCBAY		Davrian Mk8			
IDEAL LAP TIME : 1:33.146		BEST LAP TIME : 1:33.402		DIFFERENCE : 0.256			
LAP	SECTOR 1	SECTOR 2	SECTOR 3	LAP TIME	MPH	DIFF	TIME OF DAY
1 -		26.301	39.471	1:48.184	78.39	14.782	10:45:56.391
2 -	32.012	25.352	38.633	1:35.997	88.35	2.595	10:47:32.388
3 -	32.449	25.168	38.173	1:35.790	88.54	2.388	10:49:08.178
4 -	31.756	25.232	38.063	1:35.051	89.23	1.649	10:50:43.229
5 -	31.486	25.153	37.741	1:34.380 (3)	89.86	0.978	10:52:17.609
6 -	31.821	25.155	37.350	1:34.326 (2)	89.91	0.924	10:53:51.935
7 -	31.467	25.001	36.934	1:33.402 (1)	90.80		10:55:25.337
8 -	31.624	25.004	38.758	1:35.386	88.91	1.984	10:57:00.723
9 -	31.211	25.402	39.154	1:35.767	88.56	2.365	10:58:36.490
10 -	35.825	28.192					

P18 51 E		Ewan ANDERSON		MGB GT V8			
IDEAL LAP TIME : 1:32.987		BEST LAP TIME : 1:33.492		DIFFERENCE : 0.505			
LAP	SECTOR 1	SECTOR 2	SECTOR 3	LAP TIME	MPH	DIFF	TIME OF DAY
1 -		25.933	37.991	1:44.880	80.86	11.388	10:45:53.087
2 -	33.371	24.964	37.138	1:35.473	88.83	1.981	10:47:28.560
3 -	31.989	24.906	36.994	1:33.889 (2)	90.33	0.397	10:49:02.449
4 -	31.969	24.969	37.035	1:33.973 (3)	90.25	0.481	10:50:36.422
5 -	31.634	25.159	36.699	1:33.492 (1)	90.72		10:52:09.914
6 -	31.382	25.022					

BARC Thruxton Retro - Back to the 80s

SCOTTISH CLASSIC SPORTS & SALOON CHAMPIONSHIP | HISTORIC MODSPORTS

RACE 10 - BEST SECTORS

POS	SECTOR 1		SECTOR 2		SECTOR 3		IDEAL / BEST COMPARISON					
	NO	TIME	NO	TIME	NO	TIME	POS	NO	NAME	IDEAL	BEST	DIFF
1	55	28.745	55	22.686	10	34.590	1	55	ELLIS	1:26.177	1:26.291	0.114
2	45	28.876	10	23.245	55	34.746	2	10	BARNARD	1:27.198	1:27.316	0.118
3	10	29.363	45	23.848	76	35.304	3	45	MORRISON	1:28.952	1:29.810	0.858
4	76	30.198	76	24.239	63	36.047	4	76	CLAYTON	1:29.741	1:30.741	1.000
5	2	30.720	64	24.313	45	36.228	5	63	KINMOND	1:31.222	1:32.524	1.302
6	63	30.756	63	24.419	64	36.278	6	64	KINMOND	1:31.673	1:32.671	0.998
7	5	30.970	13	24.734	5	36.447	7	2	OWEN	1:32.445	1:33.054	0.609
8	64	31.082	51	24.906	196	36.580	8	5	PRIMETT	1:32.595	1:32.753	0.158
9	88	31.211	2	24.970	51	36.699	9	51	ANDERSON	1:32.987	1:33.492	0.505
10	51	31.382	88	25.001	2	36.755	10	88	MCBAY	1:33.146	1:33.402	0.256
11	13	31.690	196	25.021	13	36.777	11	13	BAPTIE	1:33.201	1:34.107	0.906
12	196	32.159	5	25.178	88	36.934	12	196	ELLISON	1:33.760	1:34.890	1.130
13	96	32.693	27	25.317	27	37.195	13	27	REYNOLDS	1:35.473	1:35.768	0.295
14	27	32.961	96	25.930	96	38.113	14	96	BAKER	1:36.736	1:37.405	0.669
15	24	34.266	99	27.033	24	40.077	15	24	UNDERWOOD	1:42.117	1:42.117	0.000
16	78	35.095	24	27.774	99	41.771	16	99	BREWIS	1:43.925	1:45.275	1.350
17	99	35.121	40	29.896	40	43.547	17	40	MORTON	1:49.353	1:49.825	0.472
18	40	35.910	78	31.400	78	45.867	18	78	CASTALDINI	1:52.362	1:53.179	0.817

PERFECT LAP 1:26.021

BARC Thruxton Retro - Back to the 80s

SCOTTISH CLASSIC SPORTS & SALOON CHAMPIONSHIP | HISTORIC MODSPORTS

RACE 10 - STATISTICS

Competitors Started 18
Planned Start 2026-07-05 @ 10:40:00.000
Actual Start 2026-07-05 @ 10:44:08.206
Finish Time 2026-07-05 @ 10:59:00.057
Track Length 2.3560mi.
Total Laps 165
Total Distance Covered 388.7405mi.

Session Fastest Lap History

NO	CL	NAME	LAP TIME	TIME OF DAY	LAP	VEHICLE
10	MD	Steve BARNARD	1:35.002	10:45:43.232	1	Ford Escort MKI
10	MD	Steve BARNARD	1:29.731	10:47:12.962	2	Ford Escort MKI
55	MD	Matthew ELLIS	1:27.324	10:47:15.847	2	DAF / March 55
55	MD	Matthew ELLIS	1:26.291	10:48:42.118	3	DAF / March 55

Session Leader History

NO	CL	NAME	FROM LAP	LAPS LED	DISTANCE	VEHICLE
10	MD	Steve BARNARD	1	3	7.06 miles	Ford Escort MKI
55	MD	Matthew ELLIS	4	7	16.49 miles	DAF / March 55

Flag History

TYPE	TIME OF DAY
GREEN	10:44:08.206
FINISH	10:59:00.057

Flag Statistics

TYPE	COUNT	TOTAL LAPS	TOTAL TIME
Green	1	10	18:11.346
Red	0	0	0.000
Safety Car	0	0	0.000
FCY	0	0	0.000

BARC Thruxton Retro - Back to the 80s

SCOTTISH CLASSIC SPORTS & SALOON CHAMPIONSHIP | HISTORIC MODSPORTS

RACE 10 - STATISTICS

CLASS : I

4 Starters

Fastest Lap History

NO	NAME	LAP TIME	TIME OF DAY	LAP	VEHICLE
76	Dean CLAYTON	1:37.877	10:45:46.105	1	Volkswagen Golf Gti Mk2 16v
76	Dean CLAYTON	1:30.987	10:47:17.092	2	Volkswagen Golf Gti Mk2 16v
76	Dean CLAYTON	1:30.741	10:48:47.833	3	Volkswagen Golf Gti Mk2 16v

Leader History

NO	NAME	FROM LAP	LAPS LED	DISTANCE	VEHICLE
76	Dean CLAYTON	1	10	23.56 miles	Volkswagen Golf Gti Mk2 16v

BARC Thruxton Retro - Back to the 80s

SCOTTISH CLASSIC SPORTS & SALOON CHAMPIONSHIP | HISTORIC MODSPORTS

RACE 10 - STATISTICS

CLASS : MC

2 Starters

Fastest Lap History

NO	NAME	LAP TIME	TIME OF DAY	LAP	VEHICLE
5	Stephen PRIMETT	1:45.775	10:45:54.005	1	Ford Escort Mk1
5	Stephen PRIMETT	1:35.333	10:47:29.337	2	Ford Escort Mk1
5	Stephen PRIMETT	1:34.280	10:49:03.618	3	Ford Escort Mk1
5	Stephen PRIMETT	1:33.710	10:50:37.327	4	Ford Escort Mk1
5	Stephen PRIMETT	1:33.202	10:52:10.528	5	Ford Escort Mk1
5	Stephen PRIMETT	1:32.753	10:56:51.593	8	Ford Escort Mk1

Leader History

NO	NAME	FROM LAP	LAPS LED	DISTANCE	VEHICLE
5	Stephen PRIMETT	1	10	23.56 miles	Ford Escort Mk1

BARC Thruxton Retro - Back to the 80s

SCOTTISH CLASSIC SPORTS & SALOON CHAMPIONSHIP | HISTORIC MODSPORTS

RACE 10 - STATISTICS

CLASS : A

2 Starters

Fastest Lap History

NO	NAME	LAP TIME	TIME OF DAY	LAP	VEHICLE
13	Alastair BAPTIE	1:46.722	10:45:54.961	1	Fiat X1/9
13	Alastair BAPTIE	1:34.701	10:47:29.661	2	Fiat X1/9
13	Alastair BAPTIE	1:34.310	10:49:03.973	3	Fiat X1/9
13	Alastair BAPTIE	1:34.107	10:56:58.586	8	Fiat X1/9

Leader History

NO	NAME	FROM LAP	LAPS LED	DISTANCE	VEHICLE
13	Alastair BAPTIE	1	10	23.56 miles	Fiat X1/9

BARC Thruxton Retro - Back to the 80s

SCOTTISH CLASSIC SPORTS & SALOON CHAMPIONSHIP | HISTORIC MODSPORTS

RACE 10 - STATISTICS

CLASS : MD

4 Starters

Fastest Lap History

NO	NAME	LAP TIME	TIME OF DAY	LAP	VEHICLE
10	Steve BARNARD	1:35.002	10:45:43.232	1	Ford Escort MKI
10	Steve BARNARD	1:29.731	10:47:12.962	2	Ford Escort MKI
55	Matthew ELLIS	1:27.324	10:47:15.847	2	DAF / March 55
55	Matthew ELLIS	1:26.291	10:48:42.118	3	DAF / March 55

Leader History

NO	NAME	FROM LAP	LAPS LED	DISTANCE	VEHICLE
10	Steve BARNARD	1	3	7.06 miles	Ford Escort MKI
55	Matthew ELLIS	4	7	16.49 miles	DAF / March 55

BARC Thruxton Retro - Back to the 80s

SCOTTISH CLASSIC SPORTS & SALOON CHAMPIONSHIP | HISTORIC MODSPORTS

RACE 10 - STATISTICS

CLASS : MB

2 Starters

Fastest Lap History

NO	NAME	LAP TIME	TIME OF DAY	LAP	VEHICLE
45	David MORRISON	1:37.507	10:45:45.734	1	MG Midget
45	David MORRISON	1:33.555	10:47:19.290	2	MG Midget
45	David MORRISON	1:29.810	10:48:49.099	3	MG Midget

Leader History

NO	NAME	FROM LAP	LAPS LED	DISTANCE	VEHICLE
45	David MORRISON	1	10	23.56 miles	MG Midget

BARC Thruxton Retro - Back to the 80s

SCOTTISH CLASSIC SPORTS & SALOON CHAMPIONSHIP | HISTORIC MODSPORTS

RACE 10 - STATISTICS

CLASS : E

3 Starters

Fastest Lap History

NO	NAME	LAP TIME	TIME OF DAY	LAP	VEHICLE
63	John KINMOND	1:41.719	10:45:49.950	1	Rover 3500 V8
63	John KINMOND	1:33.490	10:47:23.439	2	Rover 3500 V8
63	John KINMOND	1:32.524	10:48:55.965	3	Rover 3500 V8

Leader History

NO	NAME	FROM LAP	LAPS LED	DISTANCE	VEHICLE
63	John KINMOND	1	7	16.49 miles	Rover 3500 V8
64	Adam KINMOND	8	3	7.06 miles	Rover Vitesse

BARC Thruxton Retro - Back to the 80s

SCOTTISH CLASSIC SPORTS & SALOON CHAMPIONSHIP | HISTORIC MODSPORTS

RACE 10 - STATISTICS

CLASS : MA

1 Starters

Fastest Lap History

NO	NAME	LAP TIME	TIME OF DAY	LAP	VEHICLE
78	Myles CASTALDINI	2:03.109	10:46:11.342	1	Davrian Mk5
78	Myles CASTALDINI	1:53.179	10:48:04.521	2	Davrian Mk5

Leader History

NO	NAME	FROM LAP	LAPS LED	DISTANCE	VEHICLE
78	Myles CASTALDINI	1	8	18.84 miles	Davrian Mk5