

# **Knockhill**

**8<sup>th</sup> April 2018**



## **Jim Clark memorial meeting**



**S.M.A.R.T.**

**Scottish Motorsports Automatic Race Timing**

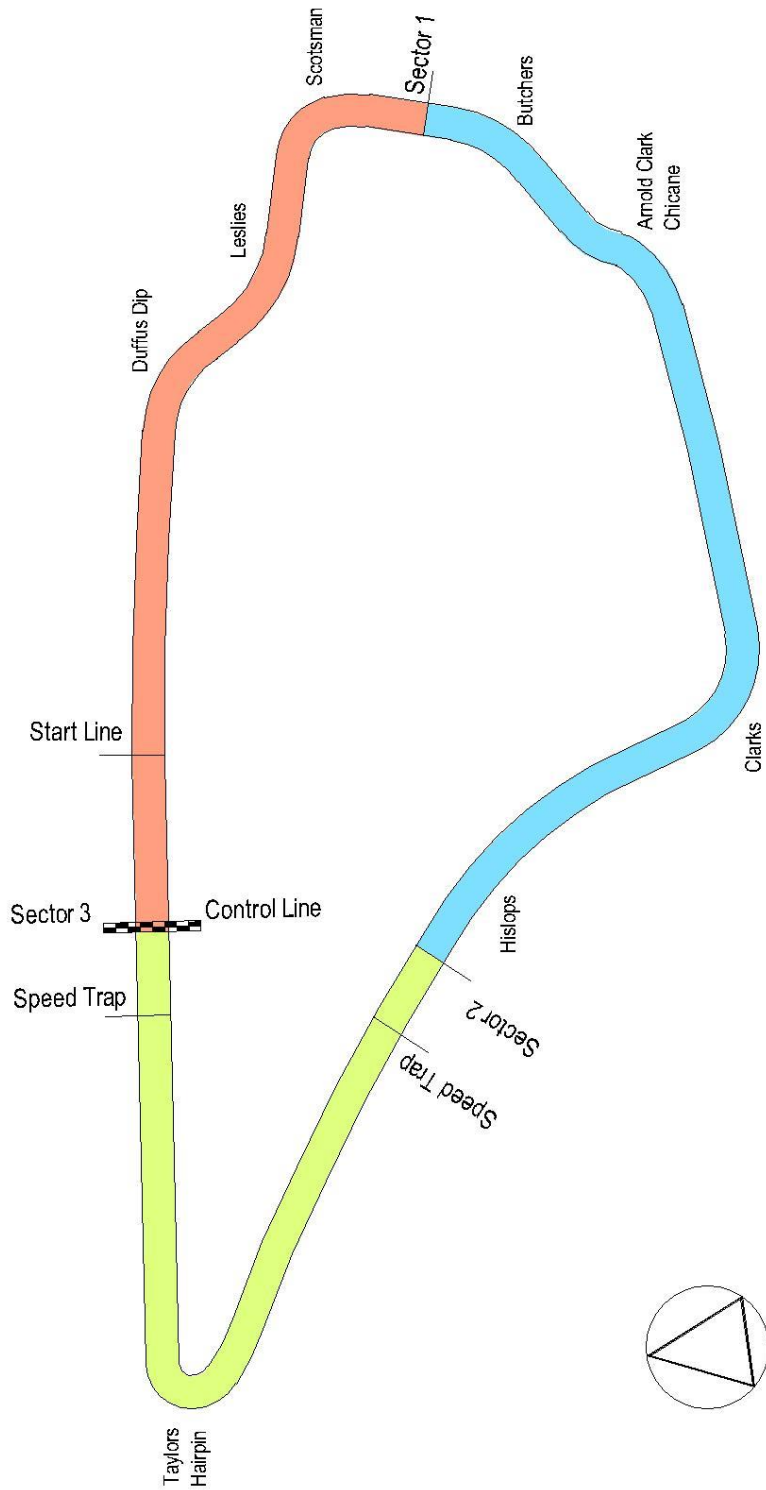
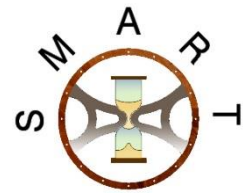
Ravenslea, Melrose Road, Galashiels, TD1 2AT

Telephone : 01896 – 752447

# Scottish Motorsports Automatic Race Timing

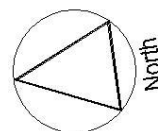
## Circuit layout

### Knockhill – Clockwise



Length  
 0.433 Mile  
 0.503 Mile  
 0.334 Mile

Sector 1  
 Sector 2  
 Sector 3



## Jim Clark Memorial Meeting

Sorted on best lap time

Celtic Speed Mini Cooper Cup

Knockhill 1.267 miles

Qualifying 1

08/04/2018 08:35

Practice (15:00 Time) started at 8:35:55

Pos	No.	Name	Make/Model	CC	Class Code	Laps	Best Tm	Diff	Best Speed	2nd Best
1	20	Kyle REID	Mini Cooper	1600	SM	6	1:04.691		70.502	1:04.719
2	24	John DUNCAN	Mini Cooper	1600	SM	7	1:05.053	0.362	70.110	1:05.291
3	4	Dominic WHEATLEY	Mini Cooper	1600	SM	10	1:05.145	0.454	70.011	1:05.532
4	91	Robbie DALGLEISH	Mini Cooper	1600	SM	10	1:05.283	0.592	69.863	1:05.349
5	28	David McNAUGHTON	Mini Cooper	1600	SM	11	1:05.477	0.786	69.656	1:05.606
6	7	Michael WEDDELL	Mini Cooper	1600	SMN	7	1:05.756	1.065	69.360	1:05.888
7	81	Douglas SIMPSON	Mini Cooper	1600	SM	10	1:05.768	1.077	69.347	1:05.768
8	5	David SLEIGH	Mini Cooper	1600	SM	10	1:05.799	1.108	69.315	1:06.408
9	75	Michael COURTS	Mini Cooper	1600	SM	9	1:05.889	1.198	69.220	1:06.048
10	10	Jake HUTCHISON	Mini Cooper	1600	SMN	10	1:06.099	1.408	69.000	1:06.622
11	23	Ian MUNRO	Mini Cooper	1600	SM	10	1:06.163	1.472	68.933	1:06.302
12	12	Reis ROBERTSON	Mini Cooper	1600	SM	10	1:06.374	1.683	68.714	1:07.256
13	77	Ashleigh MORRIS	Mini Cooper	1600	SM L	10	1:06.647	1.956	68.433	1:06.687
14	8	Hannah CHAPMAN	Mini Cooper	1600	SM L	10	1:06.822	2.131	68.254	1:06.893
15	95	Craig BLAKE	Mini Cooper	1600	SMN	9	1:07.151	2.460	67.919	1:07.690
16	21	Ross WILKINSON	Mini Cooper	1600	SMN	10	1:07.256	2.565	67.813	1:07.775
17	16	Craig DILLON	Mini Cooper	1600	SMN	8	1:07.343	2.652	67.726	1:07.594
18	52	Simon HOLDERNESS	Mini Cooper	1600	SM	10	1:07.908	3.217	67.162	1:08.104
19	155	Adam KINDNESS	Mini Cooper	1600	SM	8	1:07.954	3.263	67.117	1:08.334
20	55	Fiona KINDNESS	Mini Cooper	1600	SM L	8	1:08.896	4.205	66.199	1:09.455
21	50	Andrew BELL	Mini Cooper	1600	SM	8	1:09.160	4.469	65.946	1:09.977
22	26	William BLAKE	Mini Cooper	1600	SM	3	1:09.354	4.663	65.762	1:10.779
23	30	David LONG	Mini Cooper	1600	SMN	10	1:10.219	5.528	64.952	1:10.251

Clerk of the Course.

Orbits

Sig :                      Time :  
 Chief Timekeeper : Ian Sharp (SMART Timing)  
 Results available at [www.speedhive.com](http://www.speedhive.com) and [www.smart-timing.co.uk](http://www.smart-timing.co.uk)



## Jim Clark Memorial Meeting

### Celtic Speed Mini Cooper Cup

Knockhill 1.267 miles

### Qualifying 1

08/04/2018 08:35

Practice (15:00 Time) started at 8:35:55

Lap	Time of Day	Lap Tm	S1	S2	S3	S3Spd	SFSpd	Lap	Time of Day	Lap Tm	S1	S2	S3	S3Spd	SFSpd
(20) Kyle REID								(5) David SLEIGH							
1	8:37:12.332			28.130	20.641	80.272	73.102	10	8:47:36.941	<b>1:05.768</b>	21.479	24.161	20.128	83.260	75.064
2	8:38:19.108	<b>1:06.776</b>	21.991	24.844	19.941	83.467	75.828	1	8:37:46.887			32.926	26.172	56.298	47.797
3	8:39:24.484	<b>1:05.376</b>	21.225	24.245	19.906	83.260	76.000	2	8:39:00.559	<b>1:13.672</b>	25.455	26.894	21.323	79.985	71.315
4	8:40:29.203	<b>1:04.719</b>	21.218	<b>23.841</b>	<b>19.660</b>	<b>84.732</b>	76.259	3	8:40:09.600	<b>1:09.041</b>	22.565	25.937	20.539	80.658	73.989
5	8:41:33.894	<b>1:04.691</b>	<b>20.884</b>	24.024	19.783	84.412	<b>76.345</b>	4	8:41:16.382	<b>1:06.782</b>	21.695	<b>24.863</b>	20.224	82.341	74.070
6	8:42:47.346	<b>1:13.452</b>	22.296	26.662	24.494	81.540	31.476	5	8:42:23.440	<b>1:07.058</b>	21.675	25.007	20.376	82.341	73.826
(24) John DUNCAN								(75) Michael COURTS							
1	8:40:34.801			29.336	21.281	68.060	74.399	1	8:37:46.887			32.926	26.172	56.298	47.797
2	8:41:41.494	<b>1:06.693</b>	21.819	24.804	20.070	82.645	75.742	2	8:39:15.701	<b>1:29.223</b>	31.380	35.259	22.584	63.012	74.234
3	8:42:58.339	<b>1:16.845</b>	21.362	26.549	28.934	49.931	49.127	3	8:40:26.528	<b>1:10.827</b>	23.337	26.674	20.816	80.081	74.399
4	8:44:23.801	<b>1:25.462</b>	30.664	33.586	21.212	65.153	75.742	4	8:41:38.838	<b>1:12.310</b>	<b>22.478</b>	28.306	21.526	68.268	73.745
5	8:45:29.092	<b>1:05.291</b>	21.320	24.206	19.765	84.732	<b>76.519</b>	5	8:42:52.976	<b>1:14.138</b>	22.897	26.550	24.691	57.901	74.647
6	8:46:34.145	<b>1:05.053</b>	21.176	23.981	19.896	84.946	76.259	6	8:44:04.061	<b>1:11.085</b>	22.595	25.909	22.581	82.139	36.551
7	8:47:41.762	<b>1:07.617</b>	23.324	24.566	<b>19.727</b>	84.518	76.432	7	8:46:11.647	<b>2:07.586</b>	1:22.075	24.847	20.664	83.157	75.487
(4) Dominic WHEATLEY								(10) Jake HUTCHISON							
1	8:37:08.889			26.298	21.060	79.511	73.907	1	8:37:49.758			33.449	27.619	55.923	57.504
2	8:38:16.063	<b>1:07.174</b>	22.016	25.044	20.114	82.951	75.064	2	8:39:04.510	<b>1:14.752</b>	27.821	25.949	20.982	82.341	75.064
3	8:39:25.323	<b>1:09.260</b>	22.143	24.879	22.238	82.951	74.981	3	8:40:12.806	<b>1:08.296</b>	22.609	24.863	20.824	83.467	75.487
4	8:40:31.199	<b>1:05.876</b>	21.603	24.306	19.967	84.200	75.402	4	8:41:20.850	<b>1:08.044</b>	21.825	25.155	21.064	83.571	74.981
5	8:41:36.988	<b>1:05.789</b>	21.208	24.474	20.107	83.571	74.897	5	8:42:28.586	<b>1:07.736</b>	22.122	25.052	20.562	83.467	75.828
6	8:42:48.671	<b>1:11.683</b>	21.189	25.215	25.279	81.639	23.173	6	8:43:36.665	<b>1:08.079</b>	21.923	25.058	21.098	83.467	75.742
7	8:44:51.513	<b>2:02.842</b>	1:15.795	26.067	20.980	81.343	75.317	7	8:44:43.345	<b>1:06.680</b>	21.812	24.667	20.201	83.989	75.742
8	8:45:58.242	<b>1:06.729</b>	<b>21.068</b>	25.336	20.325	77.941	75.317	8	8:45:49.444	<b>1:06.099</b>	<b>21.506</b>	<b>24.370</b>	20.223	84.412	76.086
9	8:47:03.774	<b>1:05.532</b>	21.101	24.425	20.006	83.467	<b>75.657</b>	9	8:46:59.518	<b>1:10.074</b>	23.551	26.365	<b>20.158</b>	81.839	75.914
10	8:48:08.919	<b>1:05.145</b>	21.205	<b>24.075</b>	<b>19.865</b>	<b>84.625</b>	75.317	10	8:48:06.140	<b>1:06.622</b>	21.523	24.608	20.491	<b>85.162</b>	<b>76.694</b>
(91) Robbie DALGLEISH								(23) Ian MUNRO							
1	8:37:32.596			30.738	21.081	76.519	73.907	1	8:37:33.451			30.782	21.477	76.782	73.262
2	8:38:41.503	<b>1:08.907</b>	22.609	25.961	20.337	81.540	75.233	2	8:38:42.311	<b>1:08.860</b>	22.651	25.679	20.530	81.938	74.897
3	8:39:48.631	<b>1:07.128</b>	21.832	24.896	20.400	82.543	75.402	3	8:39:48.963	<b>1:06.652</b>	21.786	24.713	20.153	83.675	75.148
4	8:40:58.656	<b>1:10.025</b>	24.053	25.452	20.520	83.989	<b>76.000</b>	4	8:40:58.387	<b>1:09.424</b>	23.315	25.630	20.479	82.645	75.487
5	8:42:05.197	<b>1:06.541</b>	21.611	24.497	20.433	84.200	75.487	5	8:42:04.880	<b>1:06.493</b>	21.542	24.637	20.314	83.885	74.813
6	8:43:11.537	<b>1:06.340</b>	21.563	24.736	20.041	83.780	76.000	6	8:43:11.043	<b>1:06.163</b>	21.391	24.476	20.296	83.363	74.152
7	8:44:22.589	<b>1:11.052</b>	21.142	24.865	25.045	82.645	63.489	7	8:44:20.909	<b>1:09.866</b>	21.301	27.486	21.079	72.314	74.070
8	8:45:28.580	<b>1:05.991</b>	21.926	24.116	19.949	84.412	75.657	8	8:45:27.333	<b>1:06.424</b>	21.612	24.749	20.063	83.260	75.064
9	8:46:33.863	<b>1:05.283</b>	<b>20.930</b>	24.049	20.304	<b>85.162</b>	75.317	9	8:46:34.639	<b>1:07.306</b>	21.534	24.432	21.340	83.571	<b>75.572</b>
10	8:47:39.212	<b>1:05.349</b>	21.490	24.080	<b>19.779</b>	84.625	75.317	10	8:47:40.941	<b>1:06.302</b>	21.814	24.566	<b>19.922</b>	83.780	75.317
(28) David McNAUGHTON								(12) Reis ROBERTSON							
1	8:37:16.228			28.027	21.171	76.870	74.152	1	8:37:49.217			31.975	22.321	76.607	73.826
2	8:38:25.403	<b>1:09.175</b>	22.610	25.994	20.571	80.658	73.583	2	8:39:01.962	<b>1:12.745</b>	26.061	25.858	20.826	80.755	74.152
3	8:39:33.927	<b>1:08.524</b>	22.329	25.806	20.389	80.561	74.564	3	8:40:11.036	<b>1:09.074</b>	22.684	25.557	20.833	82.139	73.989
4	8:40:40.942	<b>1:07.015</b>	21.825	25.022	20.168	84.200	75.657	4	8:41:19.588	<b>1:08.552</b>	22.151	25.556	20.845	81.540	<b>74.481</b>
5	8:41:47.474	<b>1:06.532</b>	21.875	24.794	<b>19.863</b>	<b>84.412</b>	77.047	5	8:42:26.922	<b>1:07.334</b>	21.701	25.051	20.582	81.343	73.342
6	8:42:54.687	<b>1:07.213</b>	21.944	24.751	20.518	83.571	<b>77.135</b>	6	8:43:34.178	<b>1:07.256</b>	21.896	24.965	20.395	81.048	73.583
7	8:44:02.845	<b>1:08.158</b>	21.846	25.737	20.575	82.645	75.317	7	8:44:40.552	<b>1:06.374</b>	21.602	<b>24.597</b>	<b>20.175</b>	81.639	73.342
8	8:45:09.455	<b>1:06.610</b>	21.622	24.839	20.149	83.054	75.148	8	8:45:48.317	<b>1:07.765</b>	22.031	25.229	20.505	80.950	73.342
9	8:46:15.061	<b>1:05.606</b>	<b>21.294</b>	24.325	19.987	84.412	76.172	9	8:46:56.912	<b>1:08.595</b>	23.163	24.921	20.511	81.146	74.234
10	8:47:21.273	<b>1:06.212</b>	21.295	24.814	20.103	83.780	75.657	10	8:48:05.721	<b>1:08.809</b>	22.625	25.746	20.438	<b>82.543</b>	74.152
11	8:48:26.750	<b>1:05.477</b>	21.332	<b>24.236</b>	19.909	84.200	76.000	(77) Ashleigh MORRIS							
(7) Michael WEDDELL								(81) Douglas SIMPSON							
1	8:40:38.360			27.449	20.940	80.176	74.070	1	8:37:34.484			30.774	21.515	79.890	71.773
2	8:41:47.225	<b>1:08.865</b>	23.006	25.166	20.693	82.039	74.070	2	8:38:43.422	<b>1:08.938</b>	22.508	25.500	20.930	82.240	73.826
3	8:43:01.987	<b>1:14.762</b>	23.024	24.661	27.077	70.343	28.447	3	8:39:50.422	<b>1:07.000</b>	21.728	24.741	20.531	83.157	73.989
4	8:44:49.845	<b>1:47.858</b>	1:01.967	24.742	21.149	82.951	75.148	4	8:40:59.208	<b>1:08.786</b>	22.860	25.272	20.654	82.951	74.070
5	8:45:56.071	<b>1:06.226</b>	21.524	<b>24.185</b>	20.517	<b>83.675</b>	73.502	5	8:42:05.676	<b>1:06.468</b>	21.548	24.325	20.595	<b>83.989</b>	<b>75.233</b>
6	8:47:01.827	<b>1:05.756</b>	21.378	24.221	<b>20.157</b>	82.849	75.064	6	8:43:12.299	<b>1:06.623</b>	21.559	24.642	20.422	83.157	74.316
7	8:48:07.715	<b>1:05.888</b>	<b>21.283</b>	24.436	20.169	82.849	<b>75.233</b>	7	8:44:19.194	<b>1:06.895</b>	21.699	24.453	20.743	83.054	73.022
(81) Douglas SIMPSON								(8) Hannah CHAPMAN							
1	8:37:34.484			30.774	21.515	79.890	71.773	1	8:38:14.991			29.831	21.254	76.870	73.664
2	8:38:43.422	<b>1:08.938</b>	22.508	25.500	20.930	82.240	73.826	2	8:39:26.284	<b>1:11.293</b>	23.909	26.602	20.782	81.343	74.316
3	8:39:50.422	<b>1:07.000</b>	21.728	24.741	20.531	83.157	73.989	3	8:40:35.622	<b>1:09.338</b>	23.049	25.986	20.303	82.039	75.233
4	8:40:59.208	<b>1:08.786</b>	22.860	25.272	20.654	82.951	74.070	4	8:41:43.439	<b>1:07.817</b>	22.140	25.356	20.321	82.341	74.981
5	8:42:05.676	<b>1:06.468</b>	21.548	24.325	20.595	<b>83.989</b>	<b>75.233</b>	5	8:42:53.923	<b>1:10.484</b>	21.835	25.198	23.451	81.540	74.316
6	8:43:12.299	<b>1:06.623</b>	21.559	24.642	20.422	83.157	74.316	6	8:44:03.510	<b>1:09.587</b>	22.062	26.134	21.391	81.739	75.148
7	8:44:19.194	<b>1:06.895</b>	21.699	24.453	20.743	83.054	73.022	7	8:45:10.562	<b>1:07.052</b>	21.732	25.317	<b>20.003</b>	<b>83.363</b>	<b>75.402</b>
8	8:45:25.405	<b>1:06.211</b>	21.394	24.452	20.365	82.951	74.316	8	8:46:17.379	<b>1:06.817</b>	21.640	<b>24.635</b>	20.542	83.260	74.647
9	8:46:31.173	<b>1:05.768</b>	21.408	24.170	20.190	83.363	74.152	9	8:47:24.066	<b>1:06.687</b>	<b>21.626</b>	25.016	20.045	82.951	75.402
(8) Hannah CHAPMAN															

## Jim Clark Memorial Meeting

Celtic Speed Mini Cooper Cup

Knockhill 1.267 miles

Qualifying 1

08/04/2018 08:35

Practice (15:00 Time) started at 8:35:55

Lap	Time of Day	Lap Tm	S1	S2	S3	S3Spd	SFSpd	Lap	Time of Day	Lap Tm	S1	S2	S3	S3Spd	SFSpd
1	8:37:45.726			31.794	23.866	65.090	72.864	8	8:47:30.500	<b>1:08.896</b>	22.207	25.860	20.829	82.240	74.152
2	8:38:55.343	<b>1:09.617</b>	23.130	25.837	20.650	81.441	74.234	(50) Andrew BELL							
3	8:40:02.825	<b>1:07.482</b>	22.120	24.990	20.372	83.260	75.148	1	8:37:23.519			30.943	22.231	73.022	71.850
4	8:41:09.647	<b>1:06.822</b>	<b>21.869</b>	24.817	20.136	83.780	74.897	2	8:38:45.192	<b>1:21.673</b>	25.922	32.751	23.000	55.369	72.785
5	8:42:19.418	<b>1:09.771</b>	22.287	24.975	22.509	82.645	34.520	3	8:39:58.889	<b>1:13.697</b>	24.586	28.214	20.897	80.368	72.314
6	8:43:49.127	<b>1:29.709</b>	42.654	26.155	20.900	82.240	73.826	4	8:41:08.866	<b>1:09.977</b>	23.446	26.050	<b>20.481</b>	82.442	74.152
7	8:44:56.879	<b>1:07.752</b>	22.210	25.222	20.320	83.571	74.481	5	8:42:24.676	<b>1:15.810</b>	24.861	26.737	24.212	80.561	32.419
8	8:46:05.092	<b>1:08.213</b>	22.467	25.618	<b>20.128</b>	83.675	<b>75.657</b>	6	8:45:21.292	<b>2:56.616</b>	2:09.659	26.236	20.721	82.341	73.664
9	8:47:12.049	<b>1:06.957</b>	22.018	<b>24.685</b>	20.254	83.885	75.148	7	8:46:30.452	<b>1:09.160</b>	<b>22.933</b>	<b>25.575</b>	20.652	83.157	<b>74.399</b>
10	8:48:18.942	<b>1:06.893</b>	21.946	24.721	20.226	<b>84.095</b>	74.564	8	8:47:47.500	<b>1:17.048</b>	26.093	30.260	20.695	81.540	73.907
(95) Craig BLAKE															
1	8:37:19.927			30.067	21.817	72.159	72.627	(26) William BLAKE							
2	8:38:30.352	<b>1:10.425</b>	23.326	26.309	20.790	80.081	73.583	1	8:37:47.294			33.286	23.192	62.079	72.864
3	8:39:38.042	<b>1:07.690</b>	22.011	<b>25.063</b>	20.616	81.244	74.152	2	8:38:58.073	<b>1:10.779</b>	23.406	26.048	21.325	80.272	72.864
4	8:40:45.822	<b>1:07.780</b>	21.987	25.239	20.554	81.739	74.152	3	8:40:07.427	<b>1:09.354</b>	22.983	25.521	<b>20.850</b>	80.853	<b>73.989</b>
5	8:41:55.214	<b>1:09.392</b>	21.655	25.665	22.072	77.313	<b>74.647</b>	(30) David LONG							
6	8:43:58.996	<b>2:03.782</b>	1:10.462	31.976	21.344	76.345	73.502	1	8:37:18.699			29.632	21.758	74.564	73.342
7	8:45:08.955	<b>1:09.959</b>	22.531	25.536	21.892	81.244	37.428	2	8:38:32.019	<b>1:13.320</b>	24.080	27.710	21.530	75.572	72.706
8	8:46:44.375	<b>1:35.420</b>	49.384	25.100	20.936	<b>81.839</b>	74.564	3	8:39:43.129	<b>1:11.110</b>	23.621	26.687	20.802	81.441	73.826
9	8:47:51.526	<b>1:07.151</b>	<b>21.492</b>	25.177	<b>20.482</b>	81.540	74.399	4	8:40:53.858	<b>1:10.729</b>	23.448	26.513	20.768	<b>81.839</b>	74.399
(21) Ross WILKINSON															
1	8:37:13.939			28.882	21.048	79.136	73.664	5	8:42:05.456	<b>1:11.598</b>	22.729	26.506	22.363	77.313	61.285
2	8:38:23.005	<b>1:09.066</b>	22.897	25.671	20.498	81.540	73.826	6	8:43:17.671	<b>1:12.215</b>	24.650	26.850	<b>20.715</b>	80.853	74.316
3	8:39:32.534	<b>1:09.529</b>	22.773	26.010	20.746	80.081	74.316	7	8:44:28.202	<b>1:10.531</b>	22.885	26.576	21.070	80.950	73.907
4	8:40:40.718	<b>1:08.184</b>	22.259	25.300	20.625	81.938	74.647	8	8:45:38.421	<b>1:10.219</b>	23.451	26.046	20.722	81.839	74.399
5	8:41:48.493	<b>1:07.775</b>	22.919	<b>24.679</b>	<b>20.177</b>	<b>83.467</b>	<b>75.317</b>	9	8:46:48.672	<b>1:10.251</b>	22.704	<b>26.028</b>	21.519	80.272	73.907
6	8:43:00.071	<b>1:11.578</b>	22.101	25.822	23.655	79.890	74.730	10	8:47:59.879	<b>1:11.207</b>	23.120	26.866	21.221	78.397	<b>74.813</b>
7	8:44:07.327	<b>1:07.256</b>	21.997	24.988	20.271	82.543	74.647	(16) Craig DILLON							
8	8:45:15.261	<b>1:07.934</b>	21.967	25.464	20.503	81.739	74.152	1	8:37:34.418			31.129	21.646	78.580	74.647
9	8:46:24.430	<b>1:09.169</b>	<b>21.555</b>	25.437	22.177	82.747	36.511	2	8:38:42.692	<b>1:08.274</b>	22.279	25.321	20.674	<b>83.675</b>	75.572
10	8:48:01.678	<b>1:37.248</b>	51.939	25.120	20.189	82.139	74.647	3	8:39:50.035	<b>1:07.343</b>	<b>21.712</b>	25.058	20.573	83.571	73.907
(52) Simon HOLDERNESS															
1	8:37:48.406			30.990	23.286	65.027	73.342	4	8:41:02.879	<b>1:12.844</b>	23.430	28.634	20.780	80.081	75.402
2	8:39:01.074	<b>1:12.668</b>	24.911	26.565	21.192	81.839	74.730	5	8:42:33.821	<b>1:30.942</b>	35.553	30.092	25.297	63.429	35.227
3	8:40:10.348	<b>1:09.274</b>	23.221	25.454	20.599	82.849	75.402	6	8:45:40.031	<b>3:06.210</b>	2:20.690	<b>24.941</b>	20.579	82.747	74.813
4	8:41:21.931	<b>1:11.583</b>	22.628	26.802	22.153	79.890	73.826	7	8:46:47.698	<b>1:07.667</b>	22.010	25.257	<b>20.400</b>	83.054	<b>75.657</b>
5	8:42:30.035	<b>1:08.104</b>	22.429	<b>24.925</b>	20.750	<b>82.951</b>	74.981	8	8:47:55.292	<b>1:07.594</b>	22.062	25.047	20.485	82.645	75.487
6	8:43:38.675	<b>1:08.640</b>	22.603	25.202	20.835	82.849	74.981	(155) Adam KINDNESS							
7	8:44:47.107	<b>1:08.432</b>	22.596	25.120	20.716	81.938	74.730	1	8:37:56.572			31.055	26.230	60.731	70.640
8	8:45:56.341	<b>1:09.234</b>	22.517	25.432	21.285	82.240	<b>75.828</b>	2	8:39:09.089	<b>1:12.517</b>	23.478	28.005	21.034	77.671	72.159
9	8:47:05.357	<b>1:09.016</b>	22.487	25.930	20.599	82.747	75.233	3	8:40:17.713	<b>1:08.624</b>	22.346	25.785	20.493	80.755	72.470
10	8:48:13.265	<b>1:07.908</b>	<b>22.300</b>	25.048	<b>20.560</b>	81.938	74.897	4	8:41:26.047	<b>1:08.334</b>	22.307	25.665	20.362	81.441	72.470
(55) Fiona KINDNESS															
1	8:37:54.620			35.148	25.996	60.240	55.051	5	8:42:45.244	<b>1:19.197</b>	24.120	30.289	24.788	70.863	30.026
2	8:39:12.303	<b>1:17.683</b>	27.816	28.456	21.411	78.950	73.989	6	8:45:47.391	<b>3:02.147</b>	2:10.758	29.493	21.896	78.488	68.828
3	8:40:21.758	<b>1:09.455</b>	22.506	26.102	20.847	81.739	74.399	7	8:47:07.074	<b>1:19.683</b>	24.729	29.452	25.502	63.912	72.159
4	8:41:31.392	<b>1:09.634</b>	22.453	25.989	21.192	81.938	74.316	8	8:48:15.028	<b>1:07.954</b>	22.135	<b>25.582</b>	<b>20.237</b>	<b>81.839</b>	<b>73.182</b>
5	8:42:55.314	<b>1:23.922</b>	24.412	31.706	27.804	58.507	34.030	(55) Fiona KINDNESS							
6	8:45:09.574	<b>2:14.260</b>	1:22.899	28.397	22.964	71.620	67.649	1	8:37:54.620			35.148	25.996	60.240	55.051
7	8:46:21.604	<b>1:12.030</b>	24.691	26.688	<b>20.651</b>	81.938	<b>74.564</b>	2	8:39:12.303	<b>1:17.683</b>	27.816	28.456	21.411	78.950	73.989

Clerk of the Course.

 Sig : \_\_\_\_\_ Time : \_\_\_\_\_  
 Chief Timekeeper : Ian Sharp (SMART Timing)

 Results available at [www.speedhive.com](http://www.speedhive.com) and [www.smart-timing.co.uk](http://www.smart-timing.co.uk)

Printed: 09/04/2018 18:30:20

Orbits



## Jim Clark Memorial Meeting

Celtic Speed Mini Cooper Cup

Knockhill 1.267 miles

Race 1 - 1st Race

08/04/2018 11:00

Race (12 Laps) started at 11:06:42

POLE POSITION

**2**  
24 John DUNCAN  
1:05.053

**1**  
20 Kyle REID  
1:04.691

**1**

**4**  
91 Robbie DALGLEISH  
1:05.283

**3**  
4 Dominic WHEATLEY  
1:05.145

**2**

**6**  
7 Michael WEDDELL  
1:05.756

**5**  
28 David McNAUGHTON  
1:05.477

**3**

**8**  
5 David SLEIGH  
1:05.799

**7**  
81 Douglas SIMPSON  
1:05.768

**4**

**10**  
10 Jake HUTCHISON  
1:06.099

**9**  
75 Michael COURTS  
1:05.889

**5**

**12**  
12 Reis ROBERTSON  
1:06.374

**11**  
23 Ian MUNRO  
1:06.163

**6**

**14**  
8 Hannah CHAPMAN  
1:06.822

**13**  
77 Ashleigh MORRIS  
1:06.647

**7**

**16**  
21 Ross WILKINSON  
1:07.256

**15**  
95 Craig BLAKE  
1:07.151

**8**

**18**  
52 Simon HOLDERNESS  
1:07.908

**17**  
16 Craig DILLON  
1:07.343

**9**

**20**  
55 Fiona KINDNESS  
1:08.896

**19**  
155 Adam KINDNESS  
1:07.954

**10**

Clerk of the Course.

Orbits

Sig :                      Time :  
Chief Timekeeper : Ian Sharp (SMART Timing)


Results available at [www.speedhive.com](http://www.speedhive.com) and [www.smart-timing.co.uk](http://www.smart-timing.co.uk)





**Jim Clark Memorial Meeting**

Celtic Speed Mini Cooper Cup Knockhill 1.267 miles  
 Race 1 - 1st Race 08/04/2018 11:00  
 Race (12 Laps) started at 11:06:42



**22**  
 26 William BLAKE  
 1:09.354

**21**  
 50 Andrew BELL  
 1:09.160

**11**

**23**  
 30 David LONG  
 1:10.219

**12**

Clerk of the Course. Orbits

Sig :                      Time :  
 Chief Timekeeper : Ian Sharp (SMART Timing)

Results available at [www.speedhive.com](http://www.speedhive.com) and [www.smart-timing.co.uk](http://www.smart-timing.co.uk)



## Jim Clark Memorial Meeting

Sorted on best lap time

Scottish Legends Cars Championship

Knockhill 1.267 miles

Familiarisation - Q2

08/04/2018 09:00

Practice (12:00 Time) started at 8:56:13

Pos	No.	Name	Make/Model	CC	Class Code	Laps	Best Tm	Diff	Best Speed	2nd Best
1	1	John PATERSON	Ford Coupe	1250	L	8	1:03.296		72.056	1:03.309
2	60	David NEWALL	Ford Coupe	1250	L	5	1:03.735	0.439	71.559	1:04.483
3	15	Steven McGILL	Ford Coupe	1250	L	5	1:03.797	0.501	71.490	1:04.847
4	8	Jordan HODGSON	Ford Coupe	1250	L	7	1:03.942	0.646	71.328	1:05.374
5	71	Ryan McLEISH	Ford Coupe	1250	L	4	1:03.991	0.695	71.273	1:04.043
6	37	Ivor GREENWOOD	Ford Coupe	1250	L	5	1:04.002	0.706	71.261	1:04.424
7	6	David HUNTER	Ford Coupe	1250	L	7	1:04.315	1.019	70.914	1:05.622
8	52	Stewart BLACK	Ford Coupe	1250	L	5	1:04.739	1.443	70.450	1:06.921
9	75	Pino PALAZZO	Ford Sedan	1250	L	4	1:04.913	1.617	70.261	1:05.945
10	22	Ben MASON	Chevy Sedan	1250	L	5	1:04.974	1.678	70.195	1:05.397
11	5	Michael PAXTON	Ford Coupe	1250	L	10	1:05.155	1.859	70.000	1:05.428
12	17	Billy WAIT	37 Ford	1250	L	7	1:05.406	2.110	69.731	1:06.411
13	4	Colin McNEILL	Ford Coupe	1250	L	10	1:06.631	3.335	68.449	1:06.692
14	86	Jon CRITCHLOW	Chevy Sedan	1250	LR	4	1:07.170	3.874	67.900	1:08.434
15	33	Kieran BEATY	Ford Coupe	1250	L	4	1:07.459	4.163	67.609	1:08.966
16	44	Colm O'SULLIVAN	Ford Coupe	1250	LR	5	1:07.906	4.610	67.164	1:08.636
17	85	Mark BEATY	Ford Coupe	1250	L	5	1:07.989	4.693	67.082	1:08.851
18	16	John BUSHBY	Ford Coupe	1250	L	5	1:08.494	5.198	66.587	1:08.544
19	69	Gerard McCOSH	Ford Coupe	1250	L	4	1:10.300	7.004	64.877	1:13.802
20	30	Mark FRENCH	Ford Coupe	1250	LR	4	1:11.524	8.228	63.767	1:13.704

Clerk of the Course.

Orbits

Sig : Time :  
 Chief Timekeeper : Ian Sharp (SMART Timing)  
 Results available at [www.speedhive.com](http://www.speedhive.com) and [www.smart-timing.co.uk](http://www.smart-timing.co.uk)





## Jim Clark Memorial Meeting

### Scottish Legends Cars Championship

#### Familiarisation - Q2

Practice (12:00 Time) started at 8:56:13

Knockhill 1.267 miles

08/04/2018 09:00

Lap	Time of Day	Lap Tm	S1	S2	S3	S3Spd	SFSpd	Lap	Time of Day	Lap Tm	S1	S2	S3	S3Spd	SFSpd
<b>(1) John PATERSON</b>								<b>(5) Michael PAXTON</b>							
1	8:57:27.901			25.749	19.041	93.595	87.494	1	8:57:39.841			25.853	20.129	93.726	86.927
2	9:04:32.663	<b>2:00.465</b>		35.606	22.160	68.687	89.002	2	8:58:47.786	<b>1:07.945</b>	21.809	26.065	20.071	92.308	86.702
3	9:05:36.133	<b>1:03.470</b>		23.738	19.031	94.919	89.239	3	9:04:06.974	<b>3:30.203</b>		26.101	19.809	<b>94.785</b>	88.183
4	9:17:23.526	<b>8:52.221</b>		27.811	20.812	83.989	89.957	4	9:05:12.738	<b>1:05.764</b>	21.488	24.679	19.597	93.595	87.837
5	9:18:30.096	<b>1:06.570</b>	20.497	26.176	19.897	81.540	<b>90.320</b>	5	9:06:17.893	<b>1:05.155</b>	21.118	<b>24.538</b>	19.499	93.595	88.068
6	9:19:33.392	<b>1:03.296</b>	20.442	24.032	<b>18.822</b>	94.385	89.239	6	9:17:24.680	<b>9:23.654</b>		27.326	21.272	83.363	<b>88.649</b>
7	9:20:36.701	<b>1:03.309</b>	20.591	<b>23.719</b>	18.999	94.785	88.767	7	9:18:30.437	<b>1:05.757</b>	<b>21.058</b>	25.019	19.680	93.465	87.608
8	9:21:54.018	<b>1:17.317</b>	22.769	28.783	25.765	62.310	32.248	8	9:19:35.906	<b>1:05.469</b>	21.270	24.787	19.412	92.308	87.494
<b>(60) David NEWALL</b>								<b>(17) Billy WAIT</b>							
1	8:57:48.068			26.044	20.570	91.677	82.849	1	8:58:17.149			30.976	23.798	69.977	75.742
2	9:18:12.428	<b>10:24.236</b>		25.780	19.965	92.435	88.884	2	9:03:53.228	<b>3:53.495</b>		26.590	19.676	90.564	87.494
3	9:19:17.811	<b>1:05.383</b>	21.813	24.421	19.149	94.252	<b>90.320</b>	3	9:04:59.639	<b>1:06.411</b>		25.626	19.670	91.802	86.479
4	9:20:22.294	<b>1:04.483</b>	21.053	24.357	19.073	94.651	90.077	4	9:06:05.045	<b>9:39.506</b>	21.337	<b>24.825</b>	<b>19.244</b>	<b>92.181</b>	<b>90.564</b>
5	9:21:26.029	<b>1:03.735</b>	<b>20.975</b>	<b>23.975</b>	<b>18.785</b>	<b>95.188</b>	90.320	5	9:17:15.878	<b>1:05.469</b>		24.922	20.126	85.487	87.494
<b>(15) Steven McGILL</b>								<b>(4) Colin McNEILL</b>							
1	8:57:28.392			25.778	19.094	95.459	89.716	1	8:57:38.580			27.743	21.336	78.214	84.625
2	8:58:33.335	<b>1:04.943</b>	20.812	24.320	19.811	95.323	89.596	2	8:58:50.768	<b>1:12.188</b>	22.756	27.368	22.064	84.839	82.849
3	9:03:57.120	<b>3:51.131</b>		24.701	20.085	<b>96.419</b>	<b>91.928</b>	3	9:04:10.467	<b>3:23.642</b>		25.722	20.324	<b>92.947</b>	<b>87.266</b>
4	9:05:01.967	<b>1:04.847</b>	21.047	24.422	19.378	95.595	90.198	4	9:05:20.981	<b>1:10.514</b>	23.124	26.924	20.466	91.179	85.162
5	9:06:05.764	<b>1:03.797</b>	<b>20.726</b>	<b>24.017</b>	<b>19.054</b>	95.731	90.198	5	9:06:27.673	<b>1:06.692</b>	21.663	<b>25.148</b>	19.881	91.552	86.368
<b>(8) Jordan HODGSON</b>								<b>(7) Billy WAIT</b>							
1	8:57:32.145			24.925	19.452	93.595	90.320	1	8:58:17.149			30.976	23.798	69.977	75.742
2	8:58:37.519	<b>1:05.374</b>	21.069	24.826	19.479	<b>98.111</b>	90.198	2	9:03:53.228	<b>3:53.495</b>		26.590	19.676	90.564	87.494
3	9:03:55.613	<b>3:45.252</b>		26.438	19.831	94.385	90.320	3	9:04:59.639	<b>1:06.411</b>		25.626	19.670	91.802	86.479
4	9:05:01.381	<b>1:05.768</b>	21.030	25.269	19.469	96.419	90.320	4	9:06:05.045	<b>9:39.506</b>	21.337	<b>24.825</b>	<b>19.244</b>	<b>92.181</b>	<b>90.564</b>
5	9:06:05.323	<b>1:03.942</b>	<b>20.560</b>	<b>24.193</b>	<b>19.189</b>	96.281	<b>90.809</b>	5	9:17:15.878	<b>1:05.469</b>		24.922	20.126	85.487	87.494
6	9:17:15.539	<b>9:43.520</b>		25.230	19.978	88.068	85.270	6	9:18:23.291	<b>1:07.413</b>		24.958	20.146	84.412	87.722
7	9:18:27.978	<b>1:12.439</b>		25.269	25.196	86.146	27.436	7	9:19:36.132	<b>1:12.841</b>	21.759	27.081	24.001	79.323	33.437
<b>(71) Ryan McLEISH</b>								<b>(4) Colin McNEILL</b>							
1	8:57:56.774			25.611	20.737	<b>96.281</b>	82.341	1	8:57:38.580			27.743	21.336	78.214	84.625
2	9:04:00.827	<b>4:49.969</b>		24.454	19.035	93.857	87.952	2	8:58:50.768	<b>1:12.188</b>	22.756	27.368	22.064	84.839	82.849
3	9:05:04.870	<b>1:04.043</b>		23.883	<b>18.995</b>	93.335	<b>89.120</b>	3	9:04:10.467	<b>3:23.642</b>		25.722	20.324	<b>92.947</b>	<b>87.266</b>
4	9:06:08.861	<b>1:03.991</b>	<b>21.214</b>	<b>23.750</b>	19.027	94.651	87.837	4	9:05:20.981	<b>1:10.514</b>	23.124	26.924	20.466	91.179	85.162
<b>(37) Ivor GREENWOOD</b>								<b>(5) Michael PAXTON</b>							
1	8:57:28.677			25.464	19.160	96.836	91.055	1	8:57:39.841			25.853	20.129	93.726	86.927
2	8:58:32.679	<b>1:04.002</b>	21.037	<b>23.914</b>	19.051	<b>98.398</b>	88.884	2	8:58:47.786	<b>1:07.945</b>	21.809	26.065	20.071	92.308	86.702
3	9:03:56.995	<b>3:55.464</b>		27.257	21.361	78.488	91.055	3	9:04:06.974	<b>3:30.203</b>		26.101	19.809	<b>94.785</b>	88.183
4	9:05:02.213	<b>1:05.218</b>	20.974	24.507	19.737	96.005	<b>91.802</b>	4	9:05:12.738	<b>1:05.764</b>	21.488	24.679	19.597	93.595	87.837
5	9:06:06.637	<b>1:04.424</b>	21.255	24.314	<b>18.855</b>	96.281	90.932	5	9:06:17.893	<b>1:05.155</b>	21.118	<b>24.538</b>	19.499	93.595	88.068
<b>(6) David HUNTER</b>								<b>(17) Billy WAIT</b>							
1	8:57:30.963			25.287	19.455	95.459	89.716	1	8:58:17.149			30.976	23.798	69.977	75.742
2	8:58:36.983	<b>1:06.020</b>	21.843	24.979	19.198	<b>96.005</b>	89.477	2	9:03:53.228	<b>3:53.495</b>		26.590	19.676	90.564	87.494
3	9:03:55.030	<b>3:46.463</b>		26.555	19.551	92.818	88.767	3	9:04:59.639	<b>1:06.411</b>		25.626	19.670	91.802	86.479
4	9:05:00.652	<b>1:05.622</b>	21.197	25.204	19.221	94.385	89.239	4	9:06:05.045	<b>9:39.506</b>	21.337	<b>24.825</b>	<b>19.244</b>	<b>92.181</b>	<b>90.564</b>
5	9:06:04.967	<b>1:04.315</b>	20.776	<b>24.439</b>	<b>19.100</b>	95.731	<b>90.320</b>	5	9:17:15.878	<b>1:05.469</b>		24.922	20.126	85.487	87.494
6	9:17:15.260	<b>9:45.914</b>		25.392	20.029	85.706	84.518	6	9:18:23.291	<b>1:07.413</b>		24.958	20.146	84.412	87.722
7	9:18:27.058	<b>1:11.798</b>		25.137	24.797	87.494	29.139	7	9:19:36.132	<b>1:12.841</b>	21.759	27.081	24.001	79.323	33.437
<b>(52) Stewart BLACK</b>								<b>(4) Colin McNEILL</b>							
1	8:57:43.370			26.594	20.127	90.077	88.767	1	8:57:38.580			27.743	21.336	78.214	84.625
2	8:58:50.393	<b>1:07.023</b>	21.293	24.980	20.750	95.053	88.532	2	8:58:50.768	<b>1:12.188</b>	22.756	27.368	22.064	84.839	82.849
3	9:04:05.134	<b>3:22.040</b>		25.353	19.577	94.120	89.239	3	9:04:10.467	<b>3:23.642</b>		25.722	20.324	<b>92.947</b>	<b>87.266</b>
4	9:05:09.873	<b>1:04.739</b>	21.122	<b>24.386</b>	<b>19.231</b>	95.595	<b>89.957</b>	4	9:05:20.981	<b>1:10.514</b>	23.124	26.924	20.466	91.179	85.162
5	9:06:16.794	<b>1:06.921</b>	<b>21.047</b>	24.519	21.355	<b>95.868</b>	75.148	5	9:06:27.673	<b>1:06.692</b>	21.663	<b>25.148</b>	19.881	91.552	86.368
<b>(75) Pino PALAZZO</b>								<b>(7) Billy WAIT</b>							
1	8:57:55.912			26.323	20.075	93.335	87.608	1	8:58:17.149			30.976	23.798	69.977	75.742
2	9:04:04.006	<b>4:51.704</b>		25.215	19.310	93.335	86.927	2	9:03:53.228	<b>3:53.495</b>		26.590	19.676	90.564	87.494
3	9:05:08.919	<b>1:04.913</b>		<b>24.568</b>	<b>19.204</b>	93.988	<b>88.532</b>	3	9:04:59.639	<b>1:06.411</b>		25.626	19.670	91.802	86.479
4	9:06:14.864	<b>1:05.945</b>	<b>20.993</b>	24.830	20.122	<b>96.005</b>	88.183	4	9:06:05.045	<b>9:39.506</b>	21.337	<b>24.825</b>	<b>19.244</b>	<b>92.181</b>	<b>90.564</b>
<b>(22) Ben MASON</b>								<b>(5) Michael PAXTON</b>							
1	8:57:43.893			26.089	20.424	87.837	<b>88.416</b>	1	8:57:39.841			25.853	20.129	93.726	86.927
2	8:58:51.185	<b>1:07.292</b>	21.392	24.905	20.995	95.731	87.952	2	8:58:47.786	<b>1:07.945</b>	21.809	26.065	20.071	92.308	86.702
3	9:04:05.789	<b>3:20.777</b>		25.169	20.080	93.988	88.416	3	9:04:06.974	<b>3:30.203</b>		26.101	19.809	<b>94.785</b>	88.183
4	9:05:10.763	<b>1:04.974</b>	21.105	<b>24.118</b>	<b>19.751</b>	95.323	88.299	4	9:05:12.738	<b>1:05.764</b>	21.488	24.679	19.597	93.595	87.837
<b>(69) Gerard McCOSH</b>								<b>(17) Billy WAIT</b>							
1	8:58:15.805			30.319	23.823	71.850	70.565	1	8:58:17.149			30.976	23.798	69.977	75.742



# Lap times



Bulletin No. \_\_\_\_\_

## Jim Clark Memorial Meeting

Scottish Legends Cars Championship

Knockhill 1.267 miles

Familiarisation - Q2

08/04/2018 09:00

Practice (12:00 Time) started at 8:56:13

Lap	Time of Day	Lap Tm	S1	S2	S3	S3Spd	SFSpd	Lap	Time of Day	Lap Tm	S1	S2	S3	S3Spd	SFSpd
(30) Mark FRENCH															
1	8:58:00.054			28.881	21.987	86.257	80.950								
2	9:04:08.554	<b>4:43.548</b>		27.332	22.718	82.139	81.048								
3	9:05:22.258	<b>1:13.704</b>		27.066	22.140	<b>87.040</b>	<b>81.839</b>								
4	9:06:33.782	<b>1:11.524</b>	23.534	<b>26.185</b>	<b>21.805</b>	86.590	77.135								

Clerk of the Course.

Orbits

Sig : Time :

Chief Timekeeper : Ian Sharp (SMART Timing)

Results available at [www.speedhive.com](http://www.speedhive.com) and [www.smart-timing.co.uk](http://www.smart-timing.co.uk)



# Qualifying Results



Bulletin No. \_\_\_\_\_

## Jim Clark Memorial Meeting

Sorted on best lap time

Scottish Saloon & Sports Car Championship

Knockhill 1.267 miles

Qualifying 3

08/04/2018 09:20

Practice (15:00 Time) started at 9:29:57

Pos	No.	Name	Make/Model	CC	Class Code	Laps	Best Tm	Diff	Best Speed	2nd Best
1	37	Kenneth McKELL	Mitsubishi EVO 8	2000	A1	12	56.633		80.533	57.330
2	51	Roddie PATERSON	Caterham C400	2300	A3	15	58.152	1.519	78.430	58.327
3	29	Robert DRUMMOND	Ford Escort Cosworth	2000	A1	12	59.162	2.529	77.091	59.855
4	48	Alan DONCASTER	Mitsubishi EVO 6RS	2000	B1	13	59.817	3.184	76.247	1:01.187
5	70	Oliver MORTIMER	Mini Cooper R53	1600	R53	15	1:00.079	3.446	75.914	1:00.555
6	7	Vic COVEY Jnr	Mini Cooper R53	1600	R53	13	1:00.597	3.964	75.265	1:00.667
7	27	Paul WILSON	Mini Cooper R53	2000	R53	14	1:01.039	4.406	74.720	1:01.658
8	9	Ron CUMMING	Nemesis Kit Car	2000	A3	6	1:02.536	5.903	72.931	1:02.865
9	43	Stuart BUCHAN	Mini Cooper R53	1600	R53	14	1:02.570	5.937	72.892	1:02.789
10	83	Fraser JAMIESON	Mini Cooper R53	1600	R53	11	1:02.920	6.287	72.486	1:02.926
11	18	Ian CREHAN	Mazda MX5	1600	B1	8	1:06.686	10.053	68.393	1:06.860
12	54	Andrew MORRISON	Seat Cupra TCR	1984	A2	13	1:06.890	10.257	68.184	1:07.286
13	13	Alastair BAPTIE	MGB GT V8	3900	B1	9	1:07.897	11.264	67.173	1:08.953
14	26	Andrew PATERSON	BMW E36 318i	1796	B3	9	1:08.789	12.156	66.302	1:09.797
15	34	Scott DUTHIE	BMW Z3	2500	B1	12	1:11.169	14.536	64.085	1:12.144

### Announcements

Car No's 34 & 51 - No working transponders - Please fix before racing.

Clerk of the Course.

Sig : Time :  
Chief Timekeeper : Ian Sharp (SMART Timing)  
Results available at [www.speedhive.com](http://www.speedhive.com) and [www.smart-timing.co.uk](http://www.smart-timing.co.uk)

Printed: 09/04/2018 17:40:04

Orbits





## Jim Clark Memorial Meeting

Scottish Saloon & Sports Car Championship

Knockhill 1.267 miles

Qualifying 3

08/04/2018 09:20

Practice (15:00 Time) started at 9:29:57

Lap	Time of Day	Lap Tm	S1	S2	S3	S3Spd	SFSpd	Lap	Time of Day	Lap Tm	S1	S2	S3	S3Spd	SFSpd
<b>(37) Kenneth McKELL</b>															
1	9:31:46.818			34.551	23.204	58.304	64.527	13	9:43:39.721	1:03.034			19.427		88.183
2	9:32:56.319	1:09.501	25.990	26.154	17.357	109.474	122.683	14	9:44:39.800	1:00.079			17.889	96.976	88.767
3	9:34:03.800	1:07.481	23.909	26.391	17.181	117.940	122.014	15	9:45:51.751	1:11.951			24.984	81.739	33.621
4	9:35:09.888	1:06.088	23.147	24.199	18.742	109.653	118.775	<b>(7) Vic COVEY Jnr</b>							
5	9:36:16.631	1:06.743	21.911	25.508	19.324	66.575	124.735	1	9:31:05.676			23.724	19.109	96.419	87.153
6	9:37:14.523	57.892	20.205	21.425	16.262	129.053	123.815	2	9:32:09.239	1:03.563	20.315	24.771	18.477	96.281	88.416
7	9:38:27.300	1:12.777	22.233	32.352	18.192	75.657	123.360	3	9:33:13.912	1:04.673	21.651	23.962	19.060	96.143	87.837
8	9:39:25.257	57.957	19.639	21.852	16.466	128.068	123.133	4	9:34:17.301	1:03.389	20.730	23.822	18.837	97.399	88.183
9	9:40:22.587	57.330	19.385	21.421	16.524	114.323	122.014	5	9:35:21.220	1:03.919	20.801	23.248	19.870	96.281	42.963
10	9:41:31.079	1:08.492	21.137	28.446	18.909	51.227	122.683	6	9:38:34.335	3:13.115	2:30.020	23.905	19.190	94.919	87.040
11	9:42:27.712	56.633	18.920	21.541	16.172	130.053	123.360	7	9:39:36.644	1:02.309	20.571	23.336	18.402	96.419	87.837
12	9:43:39.167	1:11.455	22.076	27.550	21.829	102.298	32.094	8	9:40:38.405	1:01.761	20.260	23.285	18.216	96.836	89.002
<b>(51) Roddie PATERSON</b>															
1	9:31:09.230							9	9:41:40.224	1:01.819	20.490	23.098	18.231	96.697	87.952
2	9:32:10.629	1:01.399						10	9:42:41.199	1:00.975	19.989	22.801	18.185	97.257	87.608
3	9:33:10.258	59.629						11	9:43:41.870	1:00.671	19.717	22.774	18.180	96.836	88.299
4	9:34:14.139	1:03.881						12	9:44:42.467	1:00.597	19.520	22.933	18.144	95.731	87.837
5	9:35:14.051	59.912						13	9:45:43.134	1:00.667	19.722	22.836	18.109	95.731	87.608
6	9:36:17.181	1:03.130						<b>(27) Paul WILSON</b>							
7	9:37:23.361	1:06.180	23.399					1	9:31:17.732			26.862	19.628	92.818	82.951
8	9:38:22.783	59.422						2	9:32:23.213	1:05.481	22.145	24.097	19.239	94.120	85.596
9	9:39:23.580	1:00.797						3	9:33:26.442	1:03.229	21.029	23.366	18.864	95.323	88.183
10	9:40:21.732	58.152						4	9:34:32.017	1:05.575	21.237	25.006	19.332	92.947	86.146
11	9:41:21.064	59.332	19.846					5	9:35:35.903	1:03.886	21.770	23.325	18.791	94.385	86.702
12	9:42:20.653	59.589						6	9:36:41.026	1:05.123	20.764	25.469	18.890	94.518	87.266
13	9:43:18.980	58.327						7	9:37:42.858	1:01.832	20.426	22.923	18.483	95.323	87.153
14	9:44:18.574	59.594						8	9:38:44.672	1:01.814	20.271	22.894	18.649	96.143	86.590
15	9:45:21.598	1:03.024						9	9:39:47.941	1:03.269	20.202	24.387	18.680	94.518	86.702
<b>(29) Robert DRUMMOND</b>															
1	9:31:51.851			32.121	23.712	55.507	88.183	10	9:40:53.657	1:05.716	21.934	24.411	19.371	91.552	87.266
2	9:33:08.693	1:16.842	25.741	30.033	21.068	75.317	95.053	11	9:41:55.315	1:01.658	20.456	22.615	18.587	96.005	87.380
3	9:34:23.202	1:14.509	24.544	30.575	19.390	95.053	107.544	12	9:43:00.380	1:05.065	20.440	25.202	19.423	92.181	87.494
4	9:35:35.880	1:12.678	23.923	25.397	23.358	96.281	31.025	13	9:44:01.419	1:01.039	20.162	22.481	18.396	96.558	87.040
5	9:38:11.066	2:35.186	1:53.234	24.512	17.440	108.238	96.697	14	9:45:22.567	1:21.148	27.880	30.390	22.878	90.932	39.130
6	9:39:15.971	1:04.905	24.019	24.042	16.844	114.714	114.129	<b>(9) Ron CUMMING</b>							
7	9:40:17.851	1:01.880	20.971	22.884	18.025	115.504	107.372	1	9:31:54.343			26.618	20.058	89.477	91.802
8	9:41:18.306	1:00.455	20.411	23.242	16.802	110.556	119.196	2	9:33:00.215	1:05.872	23.685	25.200	16.987	112.033	111.105
9	9:42:18.161	59.855	20.113	22.733	17.009	118.356	117.940	3	9:34:02.751	1:02.536	20.613	24.732	17.191	111.290	108.064
10	9:43:17.323	59.162	20.370	22.330	16.462	115.903	120.915	4	9:35:06.012	1:03.261	20.695	23.284	19.282	107.890	87.837
11	9:44:17.253	59.930	20.572	22.187	17.171	111.290	114.910	5	9:36:08.877	1:02.865	21.771	23.303	17.791	113.357	103.561
12	9:45:17.982	1:00.729	20.671	22.665	17.393	106.859	115.107	6	9:37:14.100	1:05.223	19.567	22.955	22.701	109.296	35.867
<b>(48) Alan DONCASTER</b>															
1	9:31:45.347			32.996	21.703	78.580	86.146	<b>(43) Stuart BUCHAN</b>							
2	9:32:54.012	1:08.665	24.459	25.729	18.477	110.193	102.142	1	9:31:18.328			27.720	20.706	84.518	82.139
3	9:33:59.165	1:05.153	22.788	24.098	18.267	111.474	103.561	2	9:32:25.950	1:07.622	22.480	24.843	20.299	93.465	83.885
4	9:35:05.946	1:06.781	23.247	25.211	18.323	106.520	104.043	3	9:33:47.272	1:21.322	28.225	32.047	21.050	65.599	83.885
5	9:36:08.785	1:02.839	21.216	23.461	18.162	109.832	104.529	4	9:34:54.832	1:07.560	22.326	25.342	19.892	91.677	83.571
6	9:37:12.034	1:03.249	21.718	23.423	18.108	109.118	104.043	5	9:36:00.338	1:05.506	21.638	24.669	19.199	93.726	84.518
7	9:38:15.159	1:03.125	22.005	23.189	17.931	116.709	110.739	6	9:37:05.004	1:04.666	21.355	23.860	19.451	94.651	85.706
8	9:39:18.411	1:03.252	21.033	24.422	17.797	113.742	110.556	7	9:38:09.663	1:04.659	21.353	23.864	19.442	94.252	86.479
9	9:40:19.598	1:01.187	21.237	22.474	17.476	117.733	106.689	8	9:39:12.854	1:03.191	20.703	23.631	18.857	93.595	85.596
10	9:41:21.467	1:01.869	21.014	22.450	18.405	106.351	109.296	9	9:40:15.784	1:02.930	20.599	23.548	18.783	94.919	86.368
11	9:42:23.332	1:01.865	21.005	22.755	18.105	99.272	110.739	10	9:41:18.879	1:03.095	20.264	24.334	18.497	93.988	86.814
12	9:43:23.149	59.817	20.002	22.328	17.487	115.305	109.653	11	9:42:22.354	1:03.475	20.744	23.820	18.911	93.988	87.040
13	9:44:40.444	1:17.295	21.012	28.977	27.306	59.918	28.678	12	9:43:28.631	1:06.277	21.764	23.613	20.900	94.651	85.379
<b>(70) Oliver MORTIMER</b>															
1	9:31:08.544				20.045	90.198	85.596	13	9:44:31.420	1:02.789	20.771	23.361	18.657	94.919	86.479
2	9:32:12.371	1:03.827			18.960		86.814	14	9:45:33.990	1:02.570	20.593	23.269	18.708	94.785	86.702
3	9:33:17.232	1:04.861			18.467	92.435	88.884	<b>(83) Fraser JAMIESON</b>							
4	9:34:19.286	1:02.054			18.330		88.767	1	9:31:19.866			27.035	19.776	91.928	83.467
5	9:35:20.983	1:01.697			18.157		87.952	2	9:32:26.572	1:06.706	22.240	24.904	19.562	95.053	86.590
6	9:36:22.494	1:01.511			18.159	97.967	87.837	3	9:33:40.619	1:14.047	28.236	26.585	19.226	92.818	86.368
7	9:37:25.202	1:02.708			19.174		81.540	4	9:34:46.436	1:05.817	21.831	24.626	19.360	94.919	86.702
8	9:38:30.809	1:05.607			18.790	90.198	88.299	5	9:35:51.837	1:05.401	21.793	24.407	19.201	94.518	87.040
9	9:39:31.404	1:00.595			18.070	96.976	87.952	6	9:36:56.601	1:04.764	21.197	23.987	19.580	95.053	87.266
10	9:40:35.447	1:04.043			19.039	94.252	89.002	7	9:38:00.763	1:04.162			18.872	94.785	86.146
11	9:41:36.132	1:00.685			18.076	97.117	87.952	8	9:39:04.443	1:03.680			23.754	18.905	95.323
12	9:42:36.687	1:00.555			18.120	97.117	87.837	9	9:40						



## Jim Clark Memorial Meeting

Scottish Saloon & Sports Car Championship

Knockhill 1.267 miles

Qualifying 3

08/04/2018 09:20

Practice (15:00 Time) started at 9:29:57

Lap	Time of Day	Lap Tm	S1	S2	S3	S3Spd	SFSpd	Lap	Time of Day	Lap Tm	S1	S2	S3	S3Spd	SFSpd
2	9:32:31.514	1:09.084			20.201	95.868	86.368								
3	9:33:41.735	1:10.221	24.259	26.552	19.410	97.540	87.608								
4	9:34:48.595	1:06.860	22.449	25.123	19.288	97.682	86.927								
5	9:35:56.531	1:07.936			20.056	97.257	86.814								
6	9:37:08.050	1:11.519		25.392	23.320	93.857	52.224								
7	9:38:19.977	1:11.927	25.138	27.217	19.572	94.651	86.479								
8	9:39:26.663	1:06.686	21.345	25.952	19.389	96.558	87.380								

(54) Andrew MORRISON

1	9:31:29.139			29.055	21.339	90.932	90.198
2	9:32:42.891	1:13.752	24.349	27.986	21.417	95.595	91.179
3	9:33:57.216	1:14.325	25.870	27.852	20.603	97.257	91.802
4	9:35:09.886	1:12.670	24.424	27.535	20.711	97.682	91.677
5	9:36:23.772	1:13.886	24.571	27.577	21.738	93.465	92.054
6	9:37:33.527	1:09.755	23.345	26.387	20.023	100.611	93.595
7	9:38:41.704	1:08.177	22.897	25.789	19.491	102.611	94.518
8	9:39:50.219	1:08.515	22.418	25.674	20.423	85.596	94.785
9	9:40:57.889	1:07.670	22.159	25.599	19.912	101.832	93.857
10	9:42:05.889	1:08.000	22.624	25.673	19.703	102.768	94.252
11	9:43:12.779	1:06.890	22.262	25.273	19.355	102.142	95.188
12	9:44:20.249	1:07.470	21.802	25.122	20.546	101.678	93.465
13	9:45:27.535	1:07.286	22.371	24.956	19.959	100.914	95.459

(13) Alastair BAPTIE

1	9:32:07.346			28.774	20.960	89.596	94.518
2	9:33:21.633	1:14.287	26.591	27.426	20.270	95.459	95.323
3	9:34:33.238	1:11.605	23.507	27.621	20.477	82.543	94.252
4	9:35:45.276	1:12.038	23.917	26.483	21.638	84.625	84.200
5	9:36:57.816	1:12.540	24.669	25.979	21.892	89.477	90.686
6	9:38:05.713	1:07.897	22.626	25.639	19.632	98.979	91.928
7	9:39:14.666	1:08.953	22.872	26.490	19.591	101.987	97.824
8	9:40:26.576	1:11.910	25.801	26.546	19.563	98.254	94.252
9	9:41:39.742	1:13.166	22.498	25.853	24.815	89.002	28.988

(26) Andrew PATERSON

1	9:31:49.434			32.858	24.507	70.938	78.123
2	9:33:03.330	1:13.896	25.283	28.024	20.589	87.722	79.511
3	9:34:17.450	1:14.120	24.959	28.520	20.641	84.839	79.700
4	9:35:32.143	1:14.693	25.849	27.903	20.941	86.814	78.397
5	9:36:44.781	1:12.638	23.971	28.647	20.020	88.416	79.230
6	9:37:54.696	1:09.915	23.113	26.538	20.264	88.884	79.230
7	9:39:04.493	1:09.797	22.958	26.887	19.952	89.120	80.272
8	9:40:13.282	1:08.789	22.987	26.033	19.769	90.198	80.081
9	9:41:30.643	1:17.361	22.143	26.859	28.359	89.957	27.213

(34) Scott DUTHIE

1	9:31:59.250						
2	9:33:17.017	1:17.767					
3	9:34:31.211	1:14.194					
4	9:35:44.407	1:13.196					
5	9:36:57.465	1:13.058					
6	9:38:10.160	1:12.695					
7	9:39:23.687	1:13.527					
8	9:40:38.126	1:14.439					
9	9:41:50.684	1:12.558					
10	9:43:04.494	1:13.810					
11	9:44:15.663	1:11.169					
12	9:45:27.807	1:12.144					

Clerk of the Course.

Sig : Time :  
Chief Timekeeper : Ian Sharp (SMART Timing)

Results available at [www.speedhive.com](http://www.speedhive.com) and [www.smart-timing.co.uk](http://www.smart-timing.co.uk)

Printed: 09/04/2018 17:40:24

Orbits





## Jim Clark Memorial Meeting

Scottish Saloon & Sports Car Championship

Knockhill 1.267 miles

Race 3 - 1st Race

08/04/2018 11:50

Race (14 Laps) started at 12:00:17

POLE POSITION

<b>2</b>
51 Roddie PATERSON 58.152
<b>4</b>
48 Alan DONCASTER 59.817
<b>6</b>
7 Vic COVEY Jnr 1:00.597
<b>8</b>
9 Ron CUMMING 1:02.536
<b>10</b>
83 Fraser JAMIESON 1:02.920
<b>12</b>
54 Andrew MORRISON 1:06.890
<b>14</b>
26 Andrew PATERSON 1:08.789

<b>1</b>
37 Kenneth McKELL 56.633
<b>3</b>
29 Robert DRUMMOND 59.162
<b>5</b>
70 Oliver MORTIMER 1:00.079
<b>7</b>
27 Paul WILSON 1:01.039
<b>9</b>
43 Stuart BUCHAN 1:02.570
<b>11</b>
18 Ian CREHAN 1:06.686
<b>13</b>
13 Alastair BAPTIE 1:07.897
<b>15</b>
34 Scott DUTHIE 1:11.169

1  
2  
3  
4  
5  
6  
7  
8

Clerk of the Course.

Orbits

Sig :                      Time :  
Chief Timekeeper : Ian Sharp (SMART Timing)

Results available at [www.speedhive.com](http://www.speedhive.com) and [www.smart-timing.co.uk](http://www.smart-timing.co.uk)





## Jim Clark Memorial Meeting

Sorted on best lap time

Scottish Formula Ford 1600 Championship

Knockhill 1.267 miles

Qualifying 4

08/04/2018 09:45

Practice (15:00 Time) started at 9:52:09

Pos	No.	Name	Make/Model	CC	Class Code	Laps	Best Tm	Diff	Best Speed	2nd Best
1	1	Ross MARTIN	Ray GR17	1600	FFA	15	58.357		78.154	58.599
2	33	Jordan GRONKOWSKI	Van Diemen JL012K	1600	FFA	15	58.438	0.081	78.046	58.948
3	88	Sebastian MELROSE	Ray GR14	1600	FFA	15	59.319	0.962	76.887	59.895
4	3	Neil BROOME	Ray GR17	1600	FFA	15	59.731	1.374	76.356	1:00.001
5	70	Gary SYKES	Ray GR10	1600	FFA	15	1:00.542	2.185	75.333	1:01.329
6	92	Matthew CHISHOLM	Van Diemen RF00	1600	FFA	14	1:00.621	2.264	75.235	1:02.157
7	30	Steven BARLOW	Ray GR09	1600	FFA	15	1:00.909	2.552	74.880	1:01.142
8	78	James CLARKE	Mygale SJ08	1600	FFA	9	1:01.275	2.918	74.432	1:01.843
9	29	Ross HOWE	Van Diemen RF99	1600	FFA	11	1:02.685	4.328	72.758	1:02.783
10	77	Fraser GRAY	Ray GR14	1600	FFA	14	1:02.701	4.344	72.740	1:03.323

Clerk of the Course.

Orbits

Sig : Time :

Chief Timekeeper : Ian Sharp (SMART Timing)

Results available at [www.speedhive.com](http://www.speedhive.com) and [www.smart-timing.co.uk](http://www.smart-timing.co.uk)



## Jim Clark Memorial Meeting

Scottish Formula Ford 1600 Championship

Knockhill 1.267 miles

Qualifying 4

08/04/2018 09:45

Practice (15:00 Time) started at 9:52:09

Lap	Time of Day	Lap Tm	S1	S2	S3	S3Spd	SFSpd	Lap	Time of Day	Lap Tm	S1	S2	S3	S3Spd	SFSpd
<b>(1) Ross MARTIN</b>															
1	9:53:17.856			24.331	18.555	97.540	90.198	5	9:57:33.941	<b>1:02.298</b>	20.524	23.337	18.437	98.688	90.564
2	9:54:18.771	<b>1:00.915</b>	20.167	22.872	17.876	99.566	92.562	6	9:58:36.971	<b>1:03.030</b>	20.818	23.714	18.498	98.688	90.686
3	9:55:20.003	<b>1:01.232</b>	20.499	22.859	17.874	99.566	92.054	7	9:59:39.059	<b>1:02.088</b>	20.437	23.250	18.401	99.419	90.809
4	9:56:19.818	<b>59.815</b>	19.558	22.624	17.633	100.161	92.818	8	10:00:41.107	<b>1:02.048</b>	20.249	23.397	18.402	98.979	90.564
5	9:57:19.426	<b>59.608</b>	19.350	22.604	17.654	100.762	93.205	9	10:01:42.749	<b>1:01.642</b>	20.116	23.293	18.233	98.833	90.442
6	9:58:19.738	<b>1:00.312</b>	19.780	22.874	17.658	100.011	92.690	10	10:02:47.917	<b>1:05.168</b>	20.280	25.024	19.864	83.054	78.397
7	9:59:19.141	<b>59.403</b>	19.586	22.288	17.529	100.161	93.076	11	10:03:50.080	<b>1:02.163</b>	20.905	23.141	18.117	<b>99.863</b>	<b>91.303</b>
8	10:00:18.709	<b>59.568</b>	19.482	22.597	17.489	100.161	93.205	12	10:04:51.612	<b>1:01.532</b>	20.132	23.241	18.159	98.398	91.179
9	10:01:17.694	<b>58.985</b>	19.369	22.190	17.426	100.914	92.818	13	10:05:53.049	<b>1:01.437</b>	20.135	23.145	18.157	98.979	91.303
10	10:02:17.123	<b>59.429</b>	19.337	22.495	17.597	100.161	93.465	14	10:06:54.378	<b>1:01.329</b>	20.170	22.980	18.179	98.979	90.564
11	10:03:17.789	<b>1:00.666</b>	19.248	22.315	19.103	100.611	92.435	15	10:07:54.920	<b>1:00.542</b>	<b>19.721</b>	<b>22.815</b>	<b>18.006</b>	99.566	91.179
12	10:04:16.640	<b>58.851</b>	19.207	22.133	17.511	<b>102.298</b>	<b>94.252</b>	<b>(92) Matthew CHISHOLM</b>							
13	10:05:16.233	<b>59.593</b>	19.916	22.283	17.394	101.832	92.818	1	9:53:32.252			26.958	20.641	85.270	88.183
14	10:06:14.832	<b>58.599</b>	19.133	22.021	17.445	100.611	92.947	2	9:54:39.294	<b>1:07.042</b>	21.959	25.143	19.940	93.205	88.299
15	10:07:13.189	<b>58.357</b>	<b>19.029</b>	<b>21.950</b>	<b>17.378</b>	100.611	93.335	3	9:55:43.962	<b>1:04.668</b>	21.447	23.984	19.237	96.281	89.120
<b>(33) Jordan GRONKOWSKI</b>															
1	9:53:16.706			24.414	18.651	94.651	89.002	4	9:56:47.762	<b>1:03.800</b>	21.312	23.694	18.794	96.419	90.320
2	9:54:18.289	<b>1:01.583</b>	20.214	23.111	18.258	97.540	89.358	5	9:57:50.995	<b>1:03.233</b>	20.943	23.442	18.848	97.824	90.809
3	9:55:18.647	<b>1:00.358</b>	19.740	22.716	17.902	98.111	90.077	6	9:59:00.203	<b>1:09.208</b>	22.119	26.341	20.748	82.442	90.932
4	9:56:18.920	<b>1:00.273</b>	19.710	22.781	17.782	98.254	90.686	7	10:00:04.896	<b>1:04.693</b>	20.755	24.573	19.365	88.532	90.320
5	9:57:18.749	<b>59.829</b>			17.795	99.272	90.932	8	10:01:07.053	<b>1:02.157</b>	20.602	23.149	18.406	97.399	90.932
6	9:58:20.647	<b>1:01.898</b>		23.869	17.750	100.460	92.054	9	10:02:09.422	<b>1:02.369</b>	20.381	23.505	18.483	97.117	91.552
7	9:59:20.035	<b>59.388</b>			17.619	100.611	92.308	10	10:03:12.418	<b>1:02.996</b>	20.416	23.910	18.670	98.543	91.179
8	10:00:19.371	<b>59.336</b>	19.462	22.320	17.554	101.218	91.928	11	10:04:18.405	<b>1:05.987</b>	20.567	24.314	21.106	83.363	<b>91.802</b>
9	10:01:18.672	<b>59.301</b>	19.509	22.199	17.593	101.371	92.054	12	10:05:23.754	<b>1:05.349</b>	20.022	25.661	19.666	75.317	90.932
10	10:02:17.810	<b>59.138</b>	19.346	22.236	17.556	100.762	<b>92.818</b>	13	10:06:24.375	<b>1:00.621</b>	<b>19.860</b>	<b>22.493</b>	<b>18.268</b>	98.543	90.686
11	10:03:16.758	<b>58.948</b>	19.460	22.027	<b>17.461</b>	100.762	91.179	14	10:07:29.907	<b>1:05.532</b>	20.307	23.618	21.607	<b>99.566</b>	36.872
12	10:04:16.184	<b>59.426</b>			17.708	101.066	92.435	<b>(30) Steven BARLOW</b>							
13	10:05:17.194	<b>1:01.010</b>		22.727	18.665	89.477	91.677	1	9:53:21.372			25.386	19.181	97.682	89.836
14	10:06:15.632	<b>58.438</b>	<b>19.020</b>	<b>21.909</b>	17.509	<b>101.678</b>	92.181	2	9:54:23.457	<b>1:02.085</b>	20.736	23.043	18.306	99.125	90.686
15	10:07:15.957	<b>1:00.325</b>			17.618	101.066	91.055	3	9:55:25.895	<b>1:02.438</b>	20.740	23.273	18.425	98.979	91.303
<b>(88) Sebastian MELROSE</b>															
1	9:53:20.274			24.284	18.762	95.188	90.809	4	9:56:27.984	<b>1:02.089</b>	20.254	23.373	18.462	98.543	91.677
2	9:54:25.166	<b>1:04.892</b>	20.682	23.298	20.912	99.566	66.051	5	9:57:29.946	<b>1:01.962</b>	20.511	23.250	18.201	99.272	91.802
3	9:55:39.148	<b>1:13.982</b>	24.787	28.333	20.862	78.032	90.442	6	9:58:31.508	<b>1:01.562</b>	20.405	22.958	18.199	99.714	92.181
4	9:56:43.830	<b>1:04.682</b>	20.313	25.619	18.750	81.146	92.181	7	9:59:33.539	<b>1:02.031</b>	20.619	23.226	18.186	99.419	92.181
5	9:57:45.461	<b>1:01.631</b>	20.325	23.270	18.036	99.714	92.308	8	10:00:35.396	<b>1:01.857</b>	20.421	23.181	18.255	98.688	92.054
6	9:58:46.293	<b>1:00.832</b>	20.072	22.972	17.788	99.714	92.818	9	10:01:36.938	<b>1:01.542</b>	20.198	23.248	18.096	99.419	<b>92.562</b>
7	9:59:47.052	<b>1:00.759</b>	20.054	23.033	17.672	100.310	93.076	10	10:02:38.080	<b>1:01.142</b>	20.151	23.172	<b>17.819</b>	98.979	92.054
8	10:00:47.750	<b>1:00.698</b>	19.943	23.003	17.752	100.762	92.818	11	10:03:39.973	<b>1:01.893</b>	20.511	23.323	18.059	99.272	91.802
9	10:01:48.191	<b>1:00.441</b>	19.764	23.077	17.600	100.460	92.562	12	10:04:41.863	<b>1:01.890</b>	20.591	23.186	18.113	99.125	91.303
10	10:02:48.346	<b>1:00.155</b>	19.630	22.998	17.527	100.161	92.947	13	10:05:43.626	<b>1:01.763</b>	20.443	23.127	18.193	99.419	92.181
11	10:03:48.265	<b>59.919</b>	19.768	22.605	17.546	100.460	92.181	14	10:06:44.535	<b>1:00.909</b>	<b>19.989</b>	<b>22.782</b>	18.138	<b>99.863</b>	91.928
12	10:04:48.570	<b>1:00.305</b>	19.703	22.808	17.794	<b>100.914</b>	93.076	15	10:07:46.210	<b>1:01.675</b>	20.142	23.439	18.094	99.125	92.181
13	10:05:48.465	<b>59.895</b>	19.693	22.682	<b>17.520</b>	100.460	<b>92.947</b>	<b>(78) James CLARKE</b>							
14	10:06:48.609	<b>1:00.144</b>	19.579	22.351	18.214	100.161	<b>93.205</b>	1	9:53:26.919			25.730	19.864	94.651	86.814
15	10:07:47.928	<b>59.319</b>	<b>19.451</b>	<b>22.252</b>	17.616	100.762	93.076	2	9:54:30.894	<b>1:03.975</b>	21.305	23.988	18.682	95.595	87.040
<b>(3) Neil BROOME</b>															
1	9:53:18.950			25.175	19.119	98.833	90.809	3	9:55:34.310	<b>1:03.416</b>	20.538	24.337	18.541	95.595	87.494
2	9:54:22.078	<b>1:03.128</b>	21.074	23.480	18.574	99.714	91.303	4	9:56:36.741	<b>1:02.431</b>	20.437	23.593	18.401	96.558	87.380
3	9:55:24.131	<b>1:02.053</b>	20.532	23.196	18.325	100.310	91.677	5	9:57:38.720	<b>1:01.979</b>	20.161	23.378	18.440	96.558	87.266
4	9:56:25.812	<b>1:01.681</b>	20.446	22.945	18.290	100.460	91.677	6	9:58:40.563	<b>1:01.843</b>	20.300	23.236	18.307	96.836	88.299
5	9:57:27.057	<b>1:01.245</b>	20.367	22.898	17.980	100.460	92.181	7	9:59:41.838	<b>1:01.275</b>	<b>19.861</b>	<b>23.175</b>	<b>18.239</b>	97.117	<b>88.532</b>
6	9:58:28.519	<b>1:01.462</b>	20.203	22.928	18.331	100.762	91.677	8	10:00:44.111	<b>1:02.273</b>	20.503	23.266	18.504	<b>98.254</b>	88.299
7	9:59:29.906	<b>1:01.387</b>	20.195	22.693	18.499	101.066	89.596	9	10:02:10.033	<b>1:25.922</b>	19.940	42.071	23.911	72.004	39.244
8	10:00:31.115	<b>1:01.209</b>	20.198	22.890	18.121	101.371	91.928	<b>(29) Ross HOWE</b>							
9	10:01:33.544	<b>1:02.429</b>	20.204	23.932	18.293	100.460	91.677	1	9:53:27.488			26.947	19.814	92.562	88.649
10	10:02:34.198	<b>1:00.654</b>	19.994	22.619	18.041	100.914	91.928	2	9:54:32.759	<b>1:05.271</b>	21.909	24.519	18.843	95.731	89.358
11	10:03:34.725	<b>1:00.527</b>	19.992	22.619	<b>17.916</b>	101.218	92.054	3	9:55:36.371	<b>1:03.612</b>	20.656	24.672	<b>18.284</b>	96.697	89.596
12	10:04:34.819	<b>1:00.094</b>	19.717	22.439	17.938	101.066	92.690	4	9:56:39.056	<b>1:02.685</b>	20.508	<b>23.630</b>	18.547	96.976	89.596
13	10:05:34.820	<b>1:00.001</b>	19.780	22.233	17.988	101.524	92.435	5	9:57:41.839	<b>1:02.783</b>	<b>20.491</b>	23.770	18.522	97.257	89.836
14	10:06:36.218	<b>1:01.398</b>	19.813	22.682	18.903	99.272	<b>92.947</b>	6	9:58:47.173	<b>1:03.334</b>	21.874	24.912	18.548	91.055	<b>91.055</b>
15	10:07:35.949	<b>59.731</b>	<b>19.635</b>	<b>22.098</b>	17.998	<b>101.678</b>	92.435	7	9:59:50.566	<b>1:03.393</b>	20.851	23.863	18.679	<b>97.967</b>	90.198
<b>(70) Gary SYKES</b>															
1	9:53:22.854			25.341	18.966	96.143	89.120	8	10:00:54.118	<b>1:03.552</b>	20.746	23.773	19.033	97.117	83.363
2	9:54:26.321	<b>1:03.467</b>	20.853	23.855	18.759	97.540	89.120	9</							

**Jim Clark Memorial Meeting**

Scottish Formula Ford 1600 Championship

Knockhill 1.267 miles

Qualifying 4

08/04/2018 09:45

Practice (15:00 Time) started at 9:52:09

Lap	Time of Day	Lap Tm	S1	S2	S3	S3Spd	SFSpd	Lap	Time of Day	Lap Tm	S1	S2	S3	S3Spd	SFSpd
5	9:57:50.669	<b>1:05.276</b>	21.801	24.440	19.035	97.399	90.564								
6	9:58:55.142	<b>1:04.473</b>	21.235	24.379	18.859	97.399	91.055								
7	9:59:59.125	<b>1:03.983</b>	21.381	23.985	18.617	97.824	91.055								
8	10:01:03.342	<b>1:04.217</b>	21.342	24.174	18.701	98.254	91.055								
9	10:02:08.419	<b>1:05.077</b>	20.914	24.861	19.302	95.595	91.552								
10	10:03:11.742	<b>1:03.323</b>	20.879	24.178	18.266	96.976	91.303								
11	10:04:15.619	<b>1:03.877</b>	20.825	24.432	18.620	94.919	91.179								
12	10:05:20.019	<b>1:04.400</b>	22.040	23.869	18.491	<b>99.272</b>	<b>92.054</b>								
13	10:06:23.525	<b>1:03.506</b>	20.884	24.069	18.553	98.543	91.055								
14	10:07:26.226	<b>1:02.701</b>	<b>20.781</b>	<b>23.758</b>	<b>18.162</b>	97.682	91.802								

Clerk of the Course.

Orbits

Sig : Time :  
 Chief Timekeeper : Ian Sharp (SMART Timing)  
 Results available at [www.speedhive.com](http://www.speedhive.com) and [www.smart-timing.co.uk](http://www.smart-timing.co.uk)



# Jim Clark Memorial Meeting

Scottish Formula Ford 1600 Championship

Knockhill 1.267 miles

Race 4 - 1st Race

08/04/2018 12:15

Race (12 Laps) started at 12:26:19

POLE POSITION

2	33 Jordan GRONKOWSKI 58.438
4	3 Neil BROOME 59.731
6	92 Matthew CHISHOLM 1:00.621
8	78 James CLARKE 1:01.275
10	77 Fraser GRAY 1:02.701

1	1 Ross MARTIN 58.357
3	88 Sebastian MELROSE 59.319
5	70 Gary SYKES 1:00.542
7	30 Steven BARLOW 1:00.909
9	29 Ross HOWE 1:02.685

1  
2  
3  
4  
5

Clerk of the Course.

Sig :                      Time :  
Chief Timekeeper : Ian Sharp (SMART Timing)

Results available at [www.speedhive.com](http://www.speedhive.com) and [www.smart-timing.co.uk](http://www.smart-timing.co.uk)

Printed: 09/04/2018 18:49:13

Orbits





# Qualifying Results



Bulletin No. \_\_\_\_\_

## Jim Clark Memorial Meeting

Sorted on best lap time

Scottish Classic Sports & Saloons

Knockhill 1.267 miles

Qualifying 5

08/04/2018 10:05

Practice (12:30 Time) started at 10:11:45

Pos	No.	Name	Make/Model	CC	Class Code	Laps	Best Tm	Diff	Best Speed	2nd Best
1	75	Robert BREMNER	AC Cobra	4700	CC	11	1:00.175		75.793	1:00.893
2	63	John KINMOND	Rover 3500	3500	CE	11	1:02.174	1.999	73.356	1:02.179
3	21	Jimmy CROW	Ford Escort	2000	CB	10	1:03.294	3.119	72.058	1:04.144
4	17	Charlie COPE	VW Golf Gti	1800	CB	6	1:03.520	3.345	71.802	1:04.296
5	78	Andrew GRAHAM	Triumph TR8	3900	CE	6	1:03.948	3.773	71.321	1:04.454
6	57	Bruce MITCHELL	Lotus Europa TC	1760	CB	10	1:04.278	4.103	70.955	1:04.839
7	49	Raymond BOYD	Porsche 911	2998	CE	9	1:04.321	4.146	70.907	1:05.886
8	1	Alastair BAPTIE	Fiat X1/9	1498	CA	5	1:04.663	4.488	70.532	1:05.163
9	6	George LEITCH	Ford Fiesta	1400	CB	6	1:04.864	4.689	70.314	1:06.625
10	27	Mario FERRARI	Alfa Sprint Trofeo	1498	CA	10	1:05.861	5.686	69.249	1:06.031
11	33	Martin RAMSAY	Ford Fiesta XR2	1600	XR	10	1:06.259	6.084	68.834	1:06.473
12	5	Michael LONGSTAFFE	MG Midget	1380	CA	5	1:10.431	10.256	64.756	1:11.824
13	66	Duncan O'NEILL	Ford Fiesta XR2	1600	XR	9	1:10.500	10.325	64.693	1:11.323
14	20	William CONWAY	Mini Clubman GT	1380	CA	3	1:11.752	11.577	63.564	1:22.290
15	64	Duncan FOX	Ford Fiesta XR2	1600	XR	9	1:12.929	12.754	62.538	1:13.016
16	10	Andy WALKER	Mallock Type R	1600	CG	5	1:13.288	13.113	62.232	1:15.252
17	91	Craig HOUSTON	Lotus Excel	2000	CB	5	1:15.458	15.283	60.442	1:18.540

Clerk of the Course.

Orbits

Sig :                      Time :  
 Chief Timekeeper : Ian Sharp (SMART Timing)  
 Results available at [www.speedhive.com](http://www.speedhive.com) and [www.smart-timing.co.uk](http://www.smart-timing.co.uk)





## Jim Clark Memorial Meeting

### Scottish Classic Sports & Saloons

### Knockhill 1.267 miles

### Qualifying 5

### 08/04/2018 10:05

### Practice (12:30 Time) started at 10:11:45

Lap	Time of Day	Lap Tm	S1	S2	S3	S3Spd	SFSpd
<b>(75) Robert BREMNER</b>							
1	10:13:10.821			32.957	21.527	79.890	85.925
2	10:14:18.495	<b>1:07.674</b>	22.829	25.565	19.280	101.987	102.611
3	10:15:24.138	<b>1:05.643</b>	21.506	24.875	19.262	98.254	<b>104.204</b>
4	10:16:27.758	<b>1:03.620</b>	20.994	23.745	18.881	107.030	103.242
5	10:17:32.343	<b>1:04.585</b>	20.898	24.731	18.956	106.351	103.721
6	10:18:33.959	<b>1:01.616</b>	20.093	23.200	18.323	109.832	102.611
7	10:27:09.225	<b>7:08.316</b>	24.545	18.662	106.689	102.454	
8	10:28:10.118	<b>1:00.893</b>	22.890	18.075	109.296	103.402	
9	10:29:10.293	<b>1:00.175</b>	<b>19.774</b>	<b>22.576</b>	<b>17.825</b>	<b>110.374</b>	102.768
10	10:30:20.283	<b>1:09.990</b>	19.893	22.916	27.181	109.118	22.588
11	10:32:11.614	<b>1:51.331</b>	53.999	28.696	28.636	81.540	23.277

Lap	Time of Day	Lap Tm	S1	S2	S3	S3Spd	SFSpd
<b>(63) John KINMOND</b>							
1	10:13:26.919			30.826	20.474	88.068	89.716
2	10:14:34.920	<b>1:08.001</b>	22.119	26.297	19.585	98.688	90.198
3	10:15:40.509	<b>1:05.589</b>	21.640	25.043	18.906	102.298	93.205
4	10:16:46.918	<b>1:06.409</b>	22.009	24.920	19.480	102.142	90.077
5	10:17:51.379	<b>1:04.461</b>	21.146	24.012	19.303	105.020	91.303
6	10:18:57.803	<b>1:06.424</b>	21.144	26.048	19.232	102.611	91.179
7	10:27:15.620	<b>6:49.209</b>	24.782	19.123	99.419	90.442	
8	10:28:19.759	<b>1:04.139</b>	20.589	24.218	19.332	100.762	93.726
9	10:29:22.937	<b>1:03.178</b>	20.524	23.955	18.699	105.515	93.595
10	10:30:25.111	<b>1:02.174</b>	<b>20.266</b>	<b>23.474</b>	18.434	107.201	96.143
11	10:31:27.290	<b>1:02.179</b>	20.350	23.524	<b>18.305</b>	<b>108.064</b>	<b>96.697</b>

Lap	Time of Day	Lap Tm	S1	S2	S3	S3Spd	SFSpd
<b>(21) Jimmy CROW</b>							
1	10:13:26.719			34.430	24.949	66.641	61.567
2	10:14:45.826	<b>1:19.107</b>	26.527	30.377	22.203	81.244	76.870
3	10:15:59.498	<b>1:13.672</b>	23.888	29.754	20.030	86.590	87.952
4	10:17:07.274	<b>1:07.776</b>	22.482	26.273	19.021	94.785	88.183
5	10:18:16.225	<b>1:08.951</b>	21.776	26.121	21.054	95.188	88.299
6	10:27:08.970	<b>7:28.587</b>	25.674	19.234	95.188	87.837	
7	10:28:14.551	<b>1:05.581</b>	25.145	18.942	96.281	87.837	
8	10:29:18.695	<b>1:04.144</b>	20.964	24.600	18.580	<b>96.558</b>	88.532
9	10:30:22.864	<b>1:04.169</b>	20.931	24.583	18.655	96.143	<b>88.767</b>
10	10:31:26.158	<b>1:03.294</b>	<b>20.503</b>	<b>24.313</b>	<b>18.478</b>	96.558	88.416

Lap	Time of Day	Lap Tm	S1	S2	S3	S3Spd	SFSpd
<b>(17) Charlie COPE</b>							
1	10:13:44.510			31.377	21.233	83.780	86.479
2	10:14:52.026	<b>1:07.516</b>	22.163	25.584	19.769	89.957	85.706
3	10:15:57.032	<b>1:05.006</b>	20.967	24.450	19.589	90.320	86.035
4	10:17:03.486	<b>1:06.454</b>	21.756	24.888	19.810	90.442	86.146
5	10:18:07.006	<b>1:03.520</b>	20.603	<b>23.590</b>	19.327	<b>92.308</b>	86.146
6	10:19:11.302	<b>1:04.296</b>	<b>20.387</b>	24.712	<b>19.197</b>	90.932	<b>87.494</b>

Lap	Time of Day	Lap Tm	S1	S2	S3	S3Spd	SFSpd
<b>(78) Andrew GRAHAM</b>							
1	10:13:33.073			20.361	76.782	90.809	
2	10:14:43.279	<b>1:10.206</b>	24.651	26.822	18.733	100.914	99.714
3	10:15:47.896	<b>1:04.617</b>	<b>21.342</b>	<b>24.738</b>	18.537	103.242	<b>99.863</b>
4	10:16:52.350	<b>1:04.454</b>	18.633	103.402	98.254		
5	10:17:56.298	<b>1:03.948</b>	<b>18.432</b>	<b>103.882</b>	98.254		
6	10:19:02.129	<b>1:05.831</b>	19.184	95.188	96.836		

Lap	Time of Day	Lap Tm	S1	S2	S3	S3Spd	SFSpd
<b>(57) Bruce MITCHELL</b>							
1	10:13:37.678			32.964	22.959	73.989	81.441
2	10:14:47.727	<b>1:10.049</b>	23.303	27.336	19.410	89.596	92.308
3	10:15:56.207	<b>1:08.480</b>	22.802	26.448	19.230	97.399	92.054
4	10:17:03.208	<b>1:07.001</b>	21.421	25.532	20.048	96.143	80.755
5	10:18:08.391	<b>1:05.183</b>	21.828	24.391	18.964	98.543	92.308
6	10:27:25.946	<b>5:57.037</b>	27.724	21.357	75.402	87.266	
7	10:28:31.712	<b>1:05.766</b>	21.360	<b>24.174</b>	20.232	<b>99.566</b>	92.054
8	10:29:35.990	<b>1:04.278</b>	<b>20.880</b>	24.816	<b>18.582</b>	<b>99.419</b>	<b>92.435</b>
9	10:30:40.829	<b>1:04.839</b>	21.022	24.862	18.955	98.833	91.427
10	10:32:03.117	<b>1:22.288</b>	23.945	30.398	27.945	82.240	25.672

Lap	Time of Day	Lap Tm	S1	S2	S3	S3Spd	SFSpd
<b>(49) Raymond BOYD</b>							
1	10:13:09.228			34.001	21.053	83.157	88.068
2	10:14:16.151	<b>1:06.923</b>	22.340	25.600	<b>18.983</b>	99.566	93.857
3	10:15:23.783	<b>1:07.632</b>	22.214	26.047	19.371	98.111	89.716
4	10:16:30.859	<b>1:07.076</b>	22.218	25.345	19.513	97.967	92.690
5	10:17:37.910	<b>1:07.051</b>	21.828	25.460	19.763	99.125	91.552
6	10:18:44.220	<b>1:06.310</b>	21.598	25.393	19.319	92.947	<b>93.988</b>

Lap	Time of Day	Lap Tm	S1	S2	S3	S3Spd	SFSpd
7	10:29:41.685	<b>9:31.835</b>		24.918	20.048	100.161	90.320
8	10:30:46.006	<b>1:04.321</b>		<b>24.544</b>	19.084	98.833	92.562
9	10:31:51.892	<b>1:05.886</b>	<b>20.880</b>	25.482	19.524	<b>101.218</b>	93.076

Lap	Time of Day	Lap Tm	S1	S2	S3	S3Spd	SFSpd
<b>(1) Alastair BAPTIE</b>							
1	10:13:48.734				22.050	83.989	81.441
2	10:14:58.705	<b>1:09.971</b>	22.298	27.749	19.924	86.146	78.950
3	10:16:03.997	<b>1:05.292</b>	21.563	24.067	19.662	90.686	<b>82.442</b>
4	10:17:08.660	<b>1:04.663</b>	<b>20.888</b>	<b>23.800</b>	19.975	<b>93.076</b>	82.139
5	10:18:13.823	<b>1:05.163</b>	21.004	24.535	<b>19.624</b>	90.686	82.240

Lap	Time of Day	Lap Tm	S1	S2	S3	S3Spd	SFSpd
<b>(6) George LEITCH</b>							
1	10:13:30.150			30.782	22.087	78.765	83.675
2	10:14:40.188	<b>1:10.038</b>	23.607	26.563	19.868	92.435	83.675
3	10:15:47.569	<b>1:07.381</b>	22.533	25.388	19.460	93.205	84.732
4	10:16:54.194	<b>1:06.625</b>	22.022	24.978	19.625	<b>95.731</b>	84.625
5	10:17:59.058	<b>1:04.864</b>	21.518	<b>24.022</b>	<b>19.324</b>	95.323	83.780
6	10:19:06.176	<b>1:07.118</b>	<b>21.081</b>	26.102	19.935	83.571	<b>86.590</b>

Lap	Time of Day	Lap Tm	S1	S2	S3	S3Spd	SFSpd
<b>(27) Mario FERRARI</b>							
1	10:13:15.565			32.464	23.161	82.747	82.139
2	10:14:24.131	<b>1:08.566</b>	23.911	25.109	<b>19.546</b>	<b>91.427</b>	83.054
3	10:15:30.162	<b>1:06.031</b>	21.886	<b>24.495</b>	19.650	90.932	<b>83.260</b>
4	10:16:36.023	<b>1:05.861</b>	<b>21.417</b>	24.521	19.923	90.809	82.747
5	10:17:42.790	<b>1:06.767</b>	21.855	25.195	19.717	89.716	83.054
6	10:27:31.431	<b>5:56.611</b>	28.697	22.342	82.747	76.432	
7	10:28:43.461	<b>1:12.030</b>		26.639	19.944	88.767	81.839
8	10:29:52.467	<b>1:09.006</b>	22.692	26.053	20.261	89.716	80.950
9	10:30:59.297	<b>1:06.830</b>	22.164	24.890	19.776	89.596	81.938
10	10:32:08.279	<b>1:08.982</b>	21.513	24.629	22.840	90.320	27.191

Lap	Time of Day	Lap Tm	S1	S2	S3	S3Spd	SFSpd
<b>(33) Martin RAMSAY</b>							
1	10:13:32.760			33.183	24.742	63.851	71.013
2	10:14:55.645	<b>1:22.885</b>	26.092	33.803	22.990	60.186	72.470
3	10:16:07.292	<b>1:11.647</b>	23.583	26.504	21.560	81.639	73.745
4	10:17:18.967	<b>1:11.675</b>	24.077	26.560	21.038	81.343	72.470
5	10:18:26.909	<b>1:07.942</b>	21.940	24.950	21.052	81.441	73.182
6	10:27:13.814	<b>7:30.357</b>	27.268	21.070	81.639	72.706	
7	10:28:21.299	<b>1:07.485</b>	24.853	20.876	82.341	73.182	
8	10:29:28.139	<b>1:06.840</b>	21.824	24.594	20.422	<b>83.260</b>	74.070
9	10:30:34.398	<b>1:06.259</b>	<b>21.493</b>	<b>24.461</b>	<b>20.305</b>	82.849	<b>74.316</b>
10	10:31:40.871	<b>1:06.473</b>	21.556	24.467	20.450	83.054	73.422

Lap	Time of Day	Lap Tm	S1	S2	S3	S3Spd	SFSpd
<b>(5) Michael LONGSTAFFE</b>							
1	10:13:49.160			31.436	23.617	74.234	68.617
2	10:15:07.076	<b>1:17.916</b>	26.420	29.337	22.159	81.839	80.176
3	10:16:18.900	<b>1:11.824</b>	23.714	27.847	20.263	86.927	<b>80.950</b>
4	10:17:32.045	<b>1:13.145</b>	23.896	28.597	20.652	<b>87.608</b>	78.488
5	10:18:42.476	<b>1:10.431</b>	23.408	<b>27.060</b>	<b>19.963</b>	87.266	80.755

Lap	Time of Day	Lap Tm	S1	S2	S3	S3Spd	SFSpd
<b>(66) Duncan O'NEILL</b>							
1	10:13:30.702			32.435	24.869	70.123	71.467
2	10:14:50.191	<b>1:19.489</b>	2				





## Jim Clark Memorial Meeting

Scottish Classic Sports & Saloons

Knockhill 1.267 miles

Qualifying 5

08/04/2018 10:05

Practice (12:30 Time) started at 10:11:45

Lap	Time of Day	Lap Tm	S1	S2	S3	S3Spd	SFSpd	Lap	Time of Day	Lap Tm	S1	S2	S3	S3Spd	SFSpd
8	10:29:54.398	<b>1:13.256</b>	<b>23.685</b>	27.893	21.678	78.950	<b>73.102</b>								
9	10:31:07.414	<b>1:13.016</b>	24.567	27.253	<b>21.196</b>	<b>79.795</b>	73.102								
(10) Andy WALKER															
1	10:13:44.414			33.315	23.343	73.022	75.317								
2	10:15:01.659	<b>1:17.245</b>	25.936	30.350	<b>20.959</b>	83.780	<b>84.518</b>								
3	10:16:16.911	<b>1:15.252</b>	25.339	28.712	21.201	<b>84.306</b>	83.054								
4	10:17:32.827	<b>1:15.916</b>	25.235	29.295	21.386	77.761	83.467								
5	10:18:46.115	<b>1:13.288</b>	<b>24.205</b>	<b>27.924</b>	21.159	83.260	80.272								
(91) Craig HOUSTON															
1	10:13:48.295			32.375	24.681	71.239	68.407								
2	10:15:07.111	<b>1:18.816</b>	26.144	29.752	22.920	77.581	71.239								
3	10:16:22.569	<b>1:15.458</b>	24.923	<b>28.084</b>	<b>22.451</b>	<b>80.176</b>	<b>71.773</b>								
4	10:17:41.109	<b>1:18.540</b>	<b>24.831</b>	28.919	24.790	76.345	61.285								
5	10:19:06.204	<b>1:25.095</b>	28.243	32.956	23.896	71.620	64.156								

Clerk of the Course.

Orbits

Sig : Time :  
Chief Timekeeper : Ian Sharp (SMART Timing)

Results available at [www.speedhive.com](http://www.speedhive.com) and [www.smart-timing.co.uk](http://www.smart-timing.co.uk)





## Jim Clark Memorial Meeting

Scottish Classic Sports & Saloons

Knockhill 1.267 miles

Race 5 - 1st Race

08/04/2018 13:30

Race (14 Laps) started at 13:30:29

POLE POSITION

**2**  
63 John KINMOND  
1:02.174

**1**  
75 Robert BREMNER  
1:00.175

1

**4**  
17 Charlie COPE  
1:03.520

**3**  
21 Jimmy CROW  
1:03.294

2

**6**  
57 Bruce MITCHELL  
1:04.278

**5**  
78 Andrew GRAHAM  
1:03.948

3

**8**  
1 Alastair BAPTIE  
1:04.663

**7**  
49 Raymond BOYD  
1:04.321

4

**10**  
27 Mario FERRARI  
1:05.861

**9**  
6 George LEITCH  
1:04.864

5

**12**  
5 Michael LONGSTAFFE  
1:10.431

**11**  
33 Martin RAMSAY  
1:06.259

6

**14**  
20 William CONWAY  
1:11.752

**13**  
66 Duncan O'NEILL  
1:10.500

7

**16**  
10 Andy WALKER  
1:13.288

**15**  
64 Duncan FOX  
1:12.929

8

**17**  
91 Craig HOUSTON  
1:15.458

9

Clerk of the Course.

Orbits

Sig :                      Time :  
Chief Timekeeper : Ian Sharp (SMART Timing)

Results available at [www.speedhive.com](http://www.speedhive.com) and [www.smart-timing.co.uk](http://www.smart-timing.co.uk)





## Jim Clark Memorial Meeting

Scottish BMW & SMTA Fiesta & Hot Hatch Championship

Knockhill 1.267 miles

Race 6 - 1st Race

08/04/2018 13:55

Race (13 Laps) started at 13:58:18

POLE POSITION

**2**  
61 Peter CRUICKSHANK  
1:03.103

**4**  
27 Cameron BRYANT  
1:03.386

**6**  
55 Stephen WARD  
1:03.686

**8**  
53 Annie BUTTERWORTH  
1:05.212

**10**  
2 Ray MacDOWALL  
1:05.878

**12**  
19 Aiden WARD  
1:06.139

**1**  
1 Wayne MacCAULAY  
1:02.107

**3**  
37 Russell MORGAN  
1:03.332

**5**  
3 Ryan STIRLING  
1:03.563

**7**  
14 John BALFOUR  
1:03.841

**9**  
24 Steven GRAY  
1:05.801

**11**  
85 Blair MURDOCH  
1:05.932

**13**  
5 Lorn MURRAY  
1:06.398

1  
2  
3  
4  
5  
6  
7

Clerk of the Course.

Sig : Time :  
Chief Timekeeper : Ian Sharp (SMART Timing)

Results available at [www.speedhive.com](http://www.speedhive.com) and [www.smart-timing.co.uk](http://www.smart-timing.co.uk)

Printed: 09/04/2018 20:11:16

Orbits





## Jim Clark Memorial Meeting

Scottish BMW & SMTA Fiesta & Hot Hatch Championship

Knockhill 1.267 miles

Qualifying 6

08/04/2018 10:30

Practice (14:03 Time) started at 10:35:21

Lap	Time of Day	Lap Tm	S1	S2	S3	S3Spd	SFSpd	Lap	Time of Day	Lap Tm	S1	S2	S3	S3Spd	SFSpd
<b>(1) Wayne MacCAULAY</b>															
1	10:36:54.318			30.478	23.137	60.621	77.135	7	10:42:59.168	1:04.115			19.184		78.950
2	10:38:04.707	1:10.389	21.295	29.794	19.300	89.716	81.146	8	10:44:03.265	1:04.097			19.083		79.230
3	10:39:07.520	1:02.813			19.361	88.767	80.272	9	10:53:04.937	7:39.956			19.689		76.782
4	10:40:10.064	1:02.544		23.359	19.032	90.320	81.739	10	10:54:11.771	1:06.834			19.399		79.043
5	10:41:13.404	1:03.340	20.472	23.620	19.248	89.358	80.755	11	10:55:16.414	1:04.643			19.117		78.580
6	10:42:15.511	1:02.107	20.046	23.142	18.919	91.055	81.343	12	10:56:20.375	1:03.961			19.307		78.672
7	10:43:25.386	1:09.875	20.079	25.715	24.081	72.549	31.986	13	10:57:24.061	1:03.686			19.431		79.323
<b>(61) Peter CRUICKSHANK</b>															
1	10:36:45.232			28.459	23.595	48.383	78.305	<b>(14) John BALFOUR</b>							
2	10:38:25.763	1:40.531			20.097	85.925	78.857	1	10:36:55.487			29.822	22.111	72.081	79.511
3	10:39:30.354	1:04.591	21.281	24.050	19.260	88.767	79.890	2	10:38:08.116	1:12.629	21.611	30.929	20.089	86.479	79.323
4	10:40:34.638	1:04.284	21.085	23.920	19.279	88.649	79.985	3	10:39:13.785	1:05.669	21.414	24.793	19.462	88.416	80.755
5	10:41:46.575	1:11.937	20.661	27.548	23.728	87.266	73.502	4	10:40:17.626	1:03.841	20.191	24.036	19.614	89.002	80.561
6	10:42:53.461	1:06.886	23.646	24.182	19.058	88.299	79.511	5	10:41:21.706	1:04.080	20.322	23.978	19.780	89.239	80.368
7	10:43:58.053	1:04.592	20.877	24.029	19.686	88.068	80.272	6	10:42:25.687	1:03.981	20.348	24.003	19.630	89.002	80.081
8	10:52:57.635	7:42.504		23.987	19.064	89.120	80.561	7	10:43:30.840	1:05.153	20.968	24.386	19.799	89.596	79.323
9	10:54:03.686	1:06.051	23.758	19.071	89.239	80.950	80.176	<b>(53) Annie BUTTERWORTH</b>							
10	10:55:07.651	1:03.965	21.120	23.723	19.122	88.416	79.890	1	10:36:41.770			32.533	25.853	53.008	75.402
11	10:56:11.144	1:03.493	20.620	23.851	19.022	88.416	80.755	2	10:37:49.075	1:07.305	22.354	24.502	20.449	85.487	78.397
12	10:57:14.247	1:03.103	20.562	23.559	18.982	88.299	80.176	3	10:38:54.985	1:05.910	21.163	24.144	20.603	87.153	77.313
<b>(37) Russell MORGAN</b>															
1	10:36:51.101			29.684	23.921	71.315	73.502	4	10:40:09.544	1:14.559	24.100	27.964	22.495	82.543	77.491
2	10:38:09.658	1:18.557	24.175	33.451	20.931	81.739	80.465	5	10:41:15.306	1:05.762	21.879	23.685	20.198	88.416	79.136
3	10:39:16.505	1:06.847	22.093	24.949	19.805	89.836	79.890	6	10:42:20.963	1:05.657	21.232	23.731	20.694	87.722	76.870
4	10:40:23.295	1:06.790	21.630	24.344	20.816	89.957	79.417	7	10:43:32.467	1:11.504	25.294	26.127	20.083	86.479	78.488
5	10:41:31.520	1:08.225	22.443	24.712	21.070	88.416	79.417	8	10:52:56.172	8:13.437		25.736	20.161	85.379	78.305
6	10:42:36.876	1:05.356	21.677	24.098	19.581	89.716	80.368	9	10:54:02.612	1:06.440		24.740	20.383	85.270	77.313
7	10:43:45.286	1:08.410	23.104	25.954	19.352	87.266	80.465	10	10:55:13.223	1:10.611	22.370	28.199	20.042	83.885	78.765
8	10:52:57.193	7:55.552		25.718	19.744	87.266	79.890	11	10:56:18.435	1:05.212	21.204	24.249	19.759	86.479	78.765
9	10:54:03.345	1:06.152	24.589	20.017	81.048	76.345	80.465	12	10:57:24.168	1:05.733	21.453	24.050	20.230	86.035	76.607
10	10:55:09.875	1:06.530	22.282	24.569	19.679	89.596	79.795	<b>(24) Steven GRAY</b>							
11	10:56:13.315	1:03.440	20.932	23.508	19.000	89.957	80.755	1	10:36:33.095			28.126	23.449	62.835	79.136
12	10:57:16.647	1:03.332	20.585	23.786	18.961	88.299	80.465	2	10:37:38.896	1:05.801	21.821	24.286	19.694	88.299	79.606
<b>(27) Cameron BRYANT</b>															
1	10:37:00.505			30.589	27.010	46.186	79.323	3	10:38:46.017	1:07.121	20.929	23.703	22.489	86.479	79.890
2	10:38:18.667	1:18.162	22.783	32.447	22.932	60.676	80.561	4	10:40:01.032	1:15.015	25.113	28.773	21.129	73.989	79.700
3	10:39:22.814	1:04.147	20.815	24.089	19.243	89.477	80.561	5	10:41:08.516	1:07.484	20.976	24.522	21.986	73.022	80.081
4	10:40:27.128	1:04.314	20.616	23.861	19.837	89.836	79.043	6	10:42:16.772	1:08.256	20.604	23.698	23.954	84.518	79.606
5	10:41:45.937	1:18.809	24.850	29.738	24.221	85.706	75.914	<b>(2) Ray MacDOWALL</b>							
6	10:42:51.002	1:05.065			19.793	88.767	80.368	1	10:36:49.230			28.055	22.391	82.240	73.907
7	10:43:59.672	1:08.670			22.989	80.272	79.511	2	10:38:05.133	1:15.903	23.664	30.575	21.664	84.625	75.487
8	10:53:02.932	7:45.264		25.544	19.697	88.183	79.985	3	10:39:13.372	1:08.239	22.021	25.180	21.038	86.146	76.519
9	10:54:09.633	1:06.701	24.501	21.097	86.146	80.368	80.081	4	10:40:21.241	1:07.869	22.133	24.797	20.939	86.702	77.224
10	10:55:37.879	1:28.246			19.582	83.885	80.081	5	10:41:28.914	1:07.673	21.643	24.761	21.269	86.590	76.607
11	10:56:41.354	1:03.475	20.545	23.821	19.109	89.596	79.795	6	10:42:35.530	1:06.616	21.549	24.634	20.433	86.479	77.761
12	10:57:44.740	1:03.386	20.377	24.050	18.959	88.416	80.561	7	10:43:43.108	1:07.578	21.643	25.424	20.511	87.153	78.032
<b>(3) Ryan STIRLING</b>															
1	10:36:26.782			28.007	20.867	85.925	79.136	8	10:53:09.234	8:11.915		25.702	21.210	86.146	77.761
2	10:37:33.441	1:06.659	22.081	24.909	19.669	87.837	79.700	9	10:54:16.114	1:06.880	21.455	20.821	88.416	77.671	
3	10:38:38.653	1:05.212			19.576	89.002	79.700	10	10:55:21.992	1:05.878	21.296	24.343	20.239	87.380	77.851
4	10:39:43.195	1:04.542		24.132	19.496	88.884	80.272	11	10:56:27.910	1:05.918	21.332	24.102	20.484	87.608	77.671
5	10:40:47.887	1:04.692			19.586	87.608	80.368	12	10:57:34.456	1:06.546	21.102	25.182	20.262	85.054	78.032
6	10:41:52.420	1:04.533	20.841	23.973	19.719	89.120	79.511	<b>(85) Blair MURDOCH</b>							
7	10:42:56.678	1:04.258	21.164	23.819	19.275	89.716	79.795	1	10:36:27.834			27.879	20.779	81.343	79.417
8	10:44:06.962	1:10.284	21.442	25.650	23.192	63.790	79.606	2	10:37:35.961	1:08.127	22.574	24.892	20.661	88.767	72.549
9	10:53:06.697	7:38.797		26.371	20.099	86.146	80.950	3	10:38:41.893	1:05.932	22.202	24.371	19.359	90.077	80.853
10	10:54:13.505	1:06.808	22.122	25.147	19.539	88.299	80.853	4	10:39:50.448	1:08.555	21.510	27.003	20.042	81.839	78.214
11	10:55:17.068	1:03.563	20.709	23.695	19.159	89.002	80.465	<b>(19) Aiden WARD</b>							
12	10:56:21.122	1:04.054			19.455	89.957	79.606	1	10:36:38.041						
13	10:57:26.955	1:05.833		23.568	21.571	90.442	44.442	2	10:37:46.055	1:08.014					
<b>(55) Stephen WARD</b>															
1	10:36:28.632			20.707	85.706	78.950	79.950	3	10:38:53.096	1:07.041					
2	10:37:35.584	1:06.952			19.713	87.040	78.765	4	10:39:59.752	1:06.656					
3	10:38:41.229	1:05.645			19.966	78.032	78.032	5	10:41:06.401	1:06.649					
4	10:39:46.309	1:05.080			19.595	78.123	78.123	6	10:42:13.467	1:07.066					
5	10:40:50.822	1:04.513			19.462	77.761	77.761	7	10:43:19.606	1:06.139					
6	10:41:55.053	1:04.231			19.393	79.043	79.043	8	10:53:08.591	8:40.433					
<b>(5) Lorn MURRAY</b>															
1	10:36:28.632			20.707	85.706	78.950	79.950	9	10:54:17.502	1:08.911					
2	10:37:35.584	1:06.952													



## Jim Clark Memorial Meeting

Scottish BMW & SMTA Fiesta & Hot Hatch Championship

Knockhill 1.267 miles

Qualifying 6

08/04/2018 10:30

Practice (14:03 Time) started at 10:35:21

Lap	Time of Day	Lap Tm	S1	S2	S3	S3Spd	SFSpd	Lap	Time of Day	Lap Tm	S1	S2	S3	S3Spd	SFSpd
1	10:36:50.486			29.973	23.818	69.112	73.342								
2	10:38:06.465	<b>1:15.979</b>	24.009	31.151	20.819	80.950	76.086								
3	10:39:16.261	<b>1:09.796</b>	22.530	26.588	20.678	85.054	76.519								
4	10:40:25.643	<b>1:09.382</b>	23.301	25.104	20.977	86.479	75.828								
5	10:41:34.672	<b>1:09.029</b>	22.421	25.036	21.572	86.479	75.742								
6	10:42:42.404	<b>1:07.732</b>	22.375	25.176	20.181	83.260	76.172								
7	10:43:52.492	<b>1:10.088</b>	22.327	27.057	20.704	85.054	76.086								
8	10:53:04.842	<b>7:55.681</b>		27.376	21.858	83.054	70.565								
9	10:54:18.053	<b>1:13.211</b>		26.355	23.250	85.706	75.064								
10	10:55:26.674	<b>1:08.621</b>	22.481	25.871	20.269	85.925	77.135								
11	10:56:33.072	<b>1:06.398</b>	<b>21.592</b>	24.887	<b>19.919</b>	<b>88.068</b>	76.870								
12	10:57:39.606	<b>1:06.534</b>	21.757	<b>24.760</b>	20.017	87.722	<b>77.224</b>								

Clerk of the Course.

Orbits

Sig :                      Time :  
 Chief Timekeeper : Ian Sharp (SMART Timing)  
 Results available at [www.speedhive.com](http://www.speedhive.com) and [www.smart-timing.co.uk](http://www.smart-timing.co.uk)



# Qualifying Results



Bulletin No. \_\_\_\_\_

## Jim Clark Memorial Meeting

Sorted on best lap time

Scottish BMW & SMTA Fiesta & Hot Hatch Championship

Knockhill 1.267 miles

Qualifying 6

08/04/2018 10:30

Practice (14:03 Time) started at 10:35:21

Pos	No.	Name	Make/Model	CC	Class Code	Laps	Best Tm	Diff	Best Speed	2nd Best
1	1	Wayne MacCAULAY	Ford Fiesta ST	2000	ST	7	1:02.107		73.435	1:02.544
2	61	Peter CRUICKSHANK	Ford Fiesta ST	2000	ST	12	1:03.103	0.996	72.276	1:03.493
3	37	Russell MORGAN	Ford Fiesta ST	2000	ST	12	1:03.332	1.225	72.015	1:03.440
4	27	Cameron BRYANT	Ford Fiesta ST	2000	ST	12	1:03.386	1.279	71.953	1:03.475
5	3	Ryan STIRLING	Ford Fiesta ST	2000	ST	13	1:03.563	1.456	71.753	1:04.054
6	55	Stephen WARD	Ford Fiesta ST	2000	ST	13	1:03.686	1.579	71.614	1:03.961
7	14	John BALFOUR	Ford Fiesta ST	2000	ST	7	1:03.841	1.734	71.441	1:03.981
8	53	Annie BUTTERWORTH	BMW Compact	1900	BMWCCN	12	1:05.212	3.105	69.939	1:05.657
9	24	Steven GRAY	Ford Fiesta ST	2000	ST	6	1:05.801	3.694	69.313	1:07.121
10	2	Ray MacDOWALL	BMW Compact	1900	BMWCC	12	1:05.878	3.771	69.232	1:05.918
11	85	Blair MURDOCH	Ford Fiesta ST	2000	ST	4	1:05.932	3.825	69.175	1:08.127
12	19	Aiden WARD	Ford Fiesta ST	2000	ST	12	1:06.139	4.032	68.958	1:06.649
13	5	Lorn MURRAY	Ford Fiesta ST	2000	ST	12	1:06.398	4.291	68.689	1:06.534

### Announcements

Car No.19 - No working transponder - Please fix before racing.

Clerk of the Course.

Orbits

Sig :                      Time :  
Chief Timekeeper : Ian Sharp (SMART Timing)  
Results available at [www.speedhive.com](http://www.speedhive.com) and [www.smart-timing.co.uk](http://www.smart-timing.co.uk)

Printed: 09/04/2018 20:10:09





## Jim Clark Memorial Meeting

Sorted on Laps

Celtic Speed Mini Cooper Cup

Knockhill 1.267 miles

Race 1 - 1st Race - AMENDED RESULT

08/04/2018 11:00

Race (12 Laps) started at 11:06:42

Pos	No.	Name	Make/Model	CC	Class Code	Laps	Total Tm	Diff	Best Tm	In Lap	2nd Best
1	20	Kyle REID	Mini Cooper	1600	SM	12	17:15.794		1:02.571	8	1:02.722
2	24	John DUNCAN	Mini Cooper	1600	SM	12	17:16.506	0.712	1:02.607	8	1:02.698
3	91	Robbie DALGLEISH	Mini Cooper	1600	SM	12	17:17.210	1.416	1:02.440	7	1:02.579
4	4	Dominic WHEATLEY	Mini Cooper	1600	SM	12	17:19.336	3.542	1:02.715	7	1:02.929
5	5	David SLEIGH	Mini Cooper	1600	SM	12	17:20.294	4.500	1:02.673	12	1:02.766
6	81	Douglas SIMPSON	Mini Cooper	1600	SM	12	17:24.631	8.837	1:03.197	12	1:03.352
7	23	Ian MUNRO	Mini Cooper	1600	SM	12	17:25.135	9.341	1:03.072	12	1:03.153
8	7	Michael WEDDELL	Mini Cooper	1600	SMN	12	17:28.996	13.202	1:02.875	11	1:03.356
9	16	Craig DILLON	Mini Cooper	1600	SMN	12	17:37.050	21.256	1:04.391	10	1:04.437
10	77	Ashleigh MORRIS	Mini Cooper	1600	SM L	12	17:37.323	21.529	1:04.039	9	1:04.847
11	75	Michael COURTS	Mini Cooper	1600	SM	12	17:39.182	23.388	1:03.492	10	1:03.585
12	12	Reis ROBERTSON	Mini Cooper	1600	SM	12	17:40.828	25.034	1:04.352	7	1:05.053
13	21	Ross WILKINSON	Mini Cooper	1600	SMN	12	17:42.436	26.642	1:04.221	12	1:04.765
14	50	Andrew BELL	Mini Cooper	1600	SM	12	17:43.642	27.848	1:04.729	12	1:05.055
15	28	David McNAUGHTON	Mini Cooper	1600	SM	12	17:46.150	30.356	1:05.461	7	1:05.633
16	26	William BLAKE	Mini Cooper	1600	SM	12	17:51.769	35.975	1:05.455	8	1:05.857
17	30	David LONG	Mini Cooper	1600	SMN	12	17:52.250	36.456	1:05.974	7	1:06.044
18	55	Fiona KINDNESS	Mini Cooper	1600	SM L	11	17:38.041	1 Lap	1:05.176	7	1:05.308
<b>Not classified (80% = 10 Laps)</b>											
DNF	8	Hannah CHAPMAN	Mini Cooper	1600	SM L	11	16:22.845	DNF	1:02.963	9	1:03.049
DNF	10	Jake HUTCHISON	Mini Cooper	1600	SMN	7	12:10.966	DNF	1:06.197	7	1:07.809
DNF	95	Craig BLAKE	Mini Cooper	1600	SMN	4	10:12.488	DNF	1:59.205	3	2:17.302
DNF	52	Simon HOLDERNESS	Mini Cooper	1600	SM	1	4:44.216	DNF		0	
DQ	155	Adam KINDNESS	Mini Cooper	1600	SM	10	16:08.879	DQ	1:06.440	7	1:07.582

### Announcements

New Track Record (1:02.440) for SMRC Mini Cooper by Robbie DALGLEISH.  
 New Track Record (1:02.875) for SMRC Mini Cooper (N) by Michael WEDDELL.  
 Race distance increased to 11 Laps - 2 Laps completed behind the Safety Car.  
 Race distance increased to 12 Laps - 4 Laps completed behind the Safety Car.  
 12:59 AMENDED RESULT - Car No.155 Disqualified - C1.1.5 - Back on Grid for Race 2.  
 12:59 - AMENDED RESULT - Car No.75 - Racetime includes 10 second time penalty C2.3

Margin of Victory	Avg. Speed	Best Lap Tm	Best Speed	Best Lap by
0.712	52.839	1:02.440	73.044	91 - Robbie DALGLEISH

Clerk of the Course.

Orbits

Sig :                      Time :  
 Chief Timekeeper : Ian Sharp (SMART Timing)  
 Results available at [www.speedhive.com](http://www.speedhive.com) and [www.smart-timing.co.uk](http://www.smart-timing.co.uk)



## Jim Clark Memorial Meeting

Celtic Speed Mini Cooper Cup

Knockhill 1.267 miles

Race 1 - 1st Race - AMENDED RESULT

08/04/2018 11:00

Race (12 Laps) started at 11:06:42

Lap	Time of Day	Lap Tm	S1	S2	S3	S3Spd	SFSpd	Lap	Time of Day	Lap Tm	S1	S2	S3	S3Spd	SFSpd
<b>(20) Kyle REID</b>															
1	11:07:53.149			23.848	22.792	83.675	45.620	3	11:12:15.004	2:01.712	55.990	45.994	19.728	83.363	75.064
2	11:10:06.700	2:13.551	41.133	52.278	40.140	34.065	32.466	4	11:13:21.699	1:06.695	20.375	23.536	22.784	84.625	37.386
3	11:12:10.244	2:03.544	55.270	48.658	19.616	82.139	75.742	5	11:15:31.327	2:09.628	43.161	50.770	35.697	37.553	38.679
4	11:13:16.716	1:06.472	21.018	23.540	21.914	84.306	43.295	6	11:17:45.063	2:13.736	1:00.079	53.344	20.313	72.943	75.317
5	11:15:24.629	2:07.913	41.542	50.358	36.013	38.043	38.926	7	11:18:48.699	1:03.636	20.399	23.491	19.746	85.706	75.572
6	11:17:41.469	2:16.840	1:00.092	56.746	20.002	71.391	75.828	8	11:19:53.359	1:04.660	21.251	23.668	19.741	83.260	74.981
7	11:18:44.360	1:02.891	20.419	23.295	19.177	84.306	76.432	9	11:20:56.894	1:03.535	20.505	23.439	19.591	84.095	75.064
8	11:19:46.931	1:02.571	20.177	23.273	19.121	84.412	76.782	10	11:22:00.518	1:03.624	20.397	23.708	19.519	83.054	74.399
9	11:20:49.653	1:02.722	20.141	23.393	19.188	84.306	76.345	11	11:23:03.870	1:03.352	20.418	23.434	19.500	83.675	74.730
10	11:21:52.658	1:03.005	20.330	23.485	19.190	84.732	76.086	12	11:24:07.067	1:03.197	20.373	23.375	19.449	83.571	75.148
11	11:22:55.405	1:02.747	20.103	23.511	19.133	84.306	76.694	<b>(23) Ian MUNRO</b>							
12	11:23:58.230	1:02.825	20.121	23.492	19.212	84.518	76.345	1	11:07:59.901			26.233	23.270	84.839	31.699
<b>(24) John DUNCAN</b>															
1	11:07:53.953			23.983	23.233	84.839	43.379	2	11:10:15.652	2:15.751	44.132	51.810	39.809	33.893	32.961
2	11:10:07.458	2:13.505	41.410	52.065	40.030	33.996	33.944	3	11:12:15.698	2:00.046	55.668	44.755	19.623	83.675	76.432
3	11:12:11.061	2:03.603	55.470	48.798	19.335	82.341	77.047	4	11:13:23.000	1:07.302	20.773	23.792	22.737	84.946	35.376
4	11:13:17.732	1:06.671	20.725	23.339	22.607	86.146	45.745	5	11:15:32.481	2:09.481	43.407	50.862	35.212	37.097	39.826
5	11:15:25.504	2:07.772	41.401	50.266	36.105	38.238	38.993	6	11:17:45.819	2:13.338	1:00.610	52.460	20.268	73.502	76.432
6	11:17:42.062	2:16.558	1:00.005	56.743	19.810	71.467	76.870	7	11:18:49.361	1:03.542	20.446	23.319	19.777	85.706	76.172
7	11:18:44.913	1:02.851	20.472	23.134	19.245	86.035	76.851	8	11:19:54.456	1:05.095	20.920	24.103	20.072	85.925	74.234
8	11:19:47.520	1:02.607	20.293	23.161	19.153	85.815	76.870	9	11:20:57.661	1:03.205	20.703	23.234	19.268	84.839	76.172
9	11:20:50.224	1:02.704	20.258	23.338	19.108	85.596	77.135	10	11:22:01.346	1:03.685	20.606	23.650	19.429	85.379	76.172
10	11:21:53.510	1:03.286	20.667	23.541	19.078	85.379	76.958	11	11:23:04.499	1:03.153	20.365	23.372	19.416	85.270	76.259
11	11:22:56.244	1:02.734	20.256	23.393	19.085	85.487	77.047	12	11:24:07.571	1:03.072	20.276	23.478	19.318	84.946	76.086
12	11:23:58.942	1:02.698	20.324	23.333	19.041	85.270	77.047	<b>(7) Michael WEDDELL</b>							
<b>(91) Robbie DALGLEISH</b>															
1	11:07:55.723			23.367	24.091	86.035	39.615	1	11:07:57.599			25.292	22.880	84.412	38.457
2	11:10:09.529	2:13.806	41.469	52.383	39.954	35.450	37.701	2	11:10:11.372	2:13.773	41.478	52.234	40.061	37.935	35.867
3	11:12:12.325	2:02.796	55.548	47.535	19.713	84.095	77.402	3	11:12:13.672	2:02.300	55.827	46.945	19.528	83.260	76.870
4	11:13:18.790	1:06.465	20.330	23.255	22.880	85.054	39.779	4	11:13:19.916	1:06.244	20.344	23.213	22.687	85.925	37.978
5	11:15:27.796	2:09.006	42.290	50.443	36.273	41.095	39.267	5	11:15:29.396	2:09.480	43.038	50.555	35.887	40.160	39.850
6	11:17:43.324	2:15.528	59.779	55.804	19.945	72.236	76.259	6	11:17:44.063	2:14.667	59.878	54.690	20.099	72.392	76.607
7	11:18:45.764	1:02.440	20.434	22.902	19.104	87.266	77.313	7	11:18:48.444	1:04.381	20.893	23.318	20.170	86.035	73.664
8	11:19:48.693	1:02.929	20.742	23.063	19.124	86.590	76.958	8	11:19:56.467	1:08.023	22.249	25.854	19.920	82.039	74.730
9	11:20:51.630	1:02.937	20.213	23.571	19.153	85.487	76.694	9	11:20:59.824	1:03.357	20.543	23.420	19.394	85.379	75.828
10	11:21:54.313	1:02.683	20.303	23.210	19.170	85.706	76.958	10	11:22:03.180	1:03.356			19.330	85.054	75.914
11	11:22:57.067	1:02.754	20.154	23.513	19.087	85.925	76.782	11	11:23:06.055	1:02.875		23.202	19.414	85.487	74.730
12	11:23:59.646	1:02.579	20.262	23.205	19.112	86.590	76.958	12	11:24:11.432	1:05.377			19.811	81.938	76.432
<b>(4) Dominic WHEATLEY</b>															
1	11:07:54.765			23.420	23.477	85.706	39.545	<b>(16) Craig DILLON</b>							
2	11:10:08.661	2:13.896	41.470	52.132	40.294	35.791	35.886	1	11:08:01.984			26.438	22.718	83.467	35.696
3	11:12:12.028	2:03.367	55.377	48.205	19.785	82.849	76.607	2	11:10:23.757	2:21.773	48.297	51.882	41.594	39.874	33.437
4	11:13:18.201	1:06.173	20.325	23.185	22.663	86.035	43.492	3	11:12:20.674	1:56.917	55.063	41.850	20.004	81.839	76.345
5	11:15:26.822	2:08.621	41.854	50.355	36.412	39.709	39.313	4	11:13:27.970	1:07.296	20.903	24.200	22.193	84.518	32.896
6	11:17:42.837	2:16.015	59.498	56.510	20.007	71.013	76.607	5	11:15:37.640	2:09.670	44.841	50.484	34.345	31.669	39.061
7	11:18:45.552	1:02.715	20.338	23.246	19.131	85.706	77.313	6	11:17:48.735	2:11.095	1:00.241	50.418	20.436	73.907	76.432
8	11:19:48.481	1:02.929	20.645	23.115	19.169	85.596	76.259	7	11:18:54.884	1:06.149	21.812	23.958	20.379	86.257	74.981
9	11:20:52.428	1:03.947	20.337	24.346	19.264	85.162	75.914	8	11:19:59.947	1:05.063	21.163	24.097	19.803	84.839	76.345
10	11:21:55.761	1:03.333	20.264	23.606	19.463	85.270	75.572	9	11:21:04.384	1:04.437	20.845	24.120	19.472	84.839	76.519
11	11:22:58.730	1:02.969	20.266	23.412	19.291	85.054	75.742	10	11:22:08.775	1:04.391	20.883	24.018	19.490	85.054	76.519
12	11:24:01.772	1:03.042			19.268	85.379	75.742	11	11:23:14.425	1:05.650	21.022	24.784	19.844	83.054	75.233
<b>(5) David SLEIGH</b>															
1	11:07:57.848			25.728	22.696	84.732	36.974	12	11:24:19.486	1:05.061	21.071	24.347	19.643	83.989	76.259
2	11:10:12.462	2:14.614			39.879	38.612	33.470	<b>(77) Ashleigh MORRIS</b>							
3	11:12:14.372	2:01.910	56.136	46.192	19.582	83.054	76.086	1	11:08:02.737			26.889	23.723	82.951	32.263
4	11:13:20.585	1:06.213	20.284	23.320	22.609	85.596	37.574	2	11:10:22.837	2:20.100	45.677	52.636	41.787	37.303	34.556
5	11:15:30.422	2:09.837	43.341	50.806	35.690	38.501	39.545	3	11:12:19.506	1:56.669	54.762	42.201	19.706	83.054	76.086
6	11:17:44.529	2:14.107	59.787	54.120	20.200	73.262	76.432	4	11:13:27.524	1:08.018	21.188	24.404	22.426	84.306	32.094
7	11:18:48.300	1:03.771			19.581	86.702	75.572	5	11:15:36.661	2:09.137	44.300	50.216	34.621	39.221	37.303
8	11:19:51.462	1:03.162			19.241	84.946	76.694	6	11:17:48.495	2:11.834	1:00.476	50.810	20.548	74.481	75.828
9	11:20:54.228	1:02.766			19.253	85.270	76.607	7	11:18:54.670	1:06.175	21.732	23.911	20.532	84.518	74.647
10	11:21:57.203	1:02.975	20.205	23.588	19.182	85.487	76.694	8	11:19:59.546	1:04.876	21.108	24.061	19.707	84.306	76.000
11	11:23:00.057	1:02.854	20.172	23.551	19.131	85.162	76.958	9	11:21:03.585	1:04.039	20.611	24.074	19.354	83.675	75.914
12	11:24:02.730	1:02.673	20.149	23.331	19.193	85.815	76.958	10	11:22:08.432	1:04.847	20.968	24.204	19.675	83.571	75.657
<b>(81) Douglas SIMPSON</b>															
1	11:07:58.736			25.612	22.866	83.780	35.264	11	11:23:14.473	1:06.041	20.928	25.094	20.019	81.540	74.730
2	11:10:13.292	2:14.556	42.363	52.373	39.820	37.659	34.186	12	11:24:19.759	1:05.286	21.508	24.173	19.605	82.849	75.402

Clerk of the Course.

Sig : Time :

Chief Timekeeper : Ian Sharp (SMART Timing)

Results available at www.speedhive.com and www.smart-timing.co.uk

Orbits



## Jim Clark Memorial Meeting

### Celtic Speed Mini Cooper Cup

Knockhill 1.267 miles

### Race 1 - 1st Race - AMENDED RESULT

08/04/2018 11:00

### Race (12 Laps) started at 11:06:42

Lap	Time of Day	Lap Tm	S1	S2	S3	S3Spd	SFSpd	Lap	Time of Day	Lap Tm	S1	S2	S3	S3Spd	SFSpd
<b>(12) Reis ROBERTSON</b>															
1	11:08:04.517			30.813	23.409	81.639	29.330								
2	11:10:30.851	<b>2:26.334</b>	52.307	50.186	43.841	48.593	39.130								
3	11:12:24.663	<b>1:53.812</b>	53.119	40.629	20.064	82.341	74.897								
4	11:13:32.287	<b>1:07.624</b>	21.898	25.417	20.309	82.645	49.820								
5	11:15:41.313	<b>2:09.026</b>	43.520	51.579	33.927	34.735	40.040								
6	11:17:51.223	<b>2:09.910</b>	1:01.300	48.158	20.452	73.826	74.070								
7	11:18:55.575	<b>1:04.352</b>	<b>20.873</b>	<b>23.807</b>	19.672	<b>84.946</b>	<b>75.572</b>								
8	11:20:01.742	<b>1:06.167</b>	21.922	24.225	20.020	84.200	74.981								
9	11:21:07.615	<b>1:05.873</b>	21.558	24.672	<b>19.643</b>	82.543	75.572								
10	11:22:12.676	<b>1:05.061</b>	20.955	24.449	19.657	82.442	74.813								
11	11:23:18.211	<b>1:05.535</b>	21.151	24.629	19.755	81.839	74.399								
12	11:24:23.264	<b>1:05.053</b>	20.942	24.321	19.790	82.849	73.422								
<b>(21) Ross WILKINSON</b>															
1	11:08:02.007			26.326	23.377	83.885	35.507								
2	11:10:21.330	<b>2:19.323</b>	44.955	53.079	41.289	34.843	34.897								
3	11:12:18.611	<b>1:57.281</b>	55.449	42.265	19.567	83.363	<b>76.345</b>								
4	11:13:25.723	<b>1:07.112</b>	21.175	24.174	21.763	84.625	35.525								
5	11:15:34.855	<b>2:09.132</b>	43.956	50.044	35.132	39.685	36.711								
6	11:17:47.487	<b>2:12.632</b>	1:00.482	51.399	20.751	74.813	76.000								
7	11:18:52.646	<b>1:05.159</b>	21.270	<b>23.858</b>	20.031	<b>85.379</b>	74.647								
8	11:20:02.473	<b>1:09.827</b>	20.967	25.722	23.138	78.488	71.543								
9	11:21:09.728	<b>1:07.255</b>	21.296	25.745	20.214	78.123	75.572								
10	11:22:15.886	<b>1:06.158</b>	21.052	24.733	20.373	81.048	74.647								
11	11:23:20.651	<b>1:04.765</b>	20.848	24.560	<b>19.357</b>	83.989	76.259								
12	11:24:24.872	<b>1:04.221</b>	<b>20.568</b>	24.206	19.447	83.989	76.345								
<b>(50) Andrew BELL</b>															
1	11:08:03.778			26.678	23.190	82.543	33.205								
2	11:10:29.858	<b>2:26.080</b>	52.032	50.419	43.629	47.359	35.190								
3	11:12:24.307	<b>1:54.449</b>	53.430	40.910	20.109	82.341	75.572								
4	11:13:33.416	<b>1:09.109</b>	22.144	26.364	20.601	83.467	48.037								
5	11:15:42.545	<b>2:09.129</b>	44.382	50.976	33.771	36.412	40.548								
6	11:17:51.970	<b>2:09.425</b>	1:01.278	47.487	20.660	73.502	75.657								
7	11:18:57.039	<b>1:05.069</b>	21.316	24.164	19.589	85.162	76.345								
8	11:20:02.918	<b>1:05.879</b>	21.337	24.519	20.023	84.412	74.730								
9	11:21:09.819	<b>1:06.901</b>			20.164	84.946	75.148								
10	11:22:16.294	<b>1:06.475</b>		24.394	20.363	79.700	74.730								
11	11:23:21.349	<b>1:05.055</b>	21.574	<b>24.026</b>	<b>19.455</b>	<b>85.270</b>	<b>76.607</b>								
12	11:24:26.078	<b>1:04.729</b>	<b>20.957</b>	24.052	19.720	<b>85.487</b>	75.317								
<b>(28) David McNAUGHTON</b>															
1	11:07:56.522			23.937	23.304	83.363	38.993								
2	11:10:10.636	<b>2:14.114</b>	41.423	52.583	40.108	35.925	34.897								
3	11:12:13.252	<b>2:02.616</b>	55.615	47.531	<b>19.470</b>	83.260	<b>76.259</b>								
4	11:13:19.299	<b>1:06.047</b>	<b>20.375</b>	<b>23.239</b>	22.433	84.839	39.406								
5	11:15:28.632	<b>2:09.333</b>	42.635	50.631	36.067	41.527	38.173								
6	11:17:43.864	<b>2:15.232</b>	59.718	55.418	20.096	73.182	75.657								
7	11:18:49.325	<b>1:05.461</b>	20.876	23.364	21.221	<b>85.054</b>	71.850								
8	11:20:00.649	<b>1:11.324</b>	21.800	28.428	21.096	79.230	72.627								
9	11:21:06.880	<b>1:06.231</b>	21.972	24.404	19.855	81.938	74.070								
10	11:22:16.448	<b>1:09.568</b>	21.214	27.507	20.847	80.176	71.620								
11	11:23:22.953	<b>1:06.505</b>	21.876	24.569	20.060	79.043	73.102								
12	11:24:28.586	<b>1:05.633</b>	21.381	24.437	19.815	81.839	73.664								
<b>(26) William BLAKE</b>															
1	11:08:03.068			26.635	23.617	81.540	35.301								
2	11:10:27.508	<b>2:24.440</b>	50.476	50.298	43.666	38.173	35.376								
3	11:12:21.255	<b>1:53.747</b>	53.119	40.603	20.025	82.849	76.000								
4	11:13:28.931	<b>1:07.676</b>	<b>20.697</b>	24.118	22.861	83.467	29.279								
5	11:15:39.268	<b>2:10.337</b>	44.586	52.098	33.653	36.235	46.928								
6	11:17:49.414	<b>2:10.146</b>	1:01.344	48.378	20.424	76.259	<b>76.259</b>								
7	11:18:55.271	<b>1:05.857</b>	21.312	<b>23.933</b>	20.612	<b>86.035</b>	72.004								
8	11:20:00.726	<b>1:05.455</b>	21.341	24.306	19.808	83.571	75.657								
9	11:21:15.381	<b>1:14.655</b>	29.189	25.351	20.115	82.543	75.317								
10	11:22:21.337	<b>1:05.956</b>	21.269	24.961	<b>19.726</b>	83.780	75.148								
<b>(30) David LONG</b>															
1	11:08:05.304			27.534	23.675	81.839	27.811								
2	11:10:31.983	<b>2:26.679</b>	54.062	49.066	43.551	41.553	39.592								
3	11:12:26.805	<b>1:54.822</b>	52.611	42.041	20.170	82.747	75.572								
4	11:13:35.849	<b>2:09.044</b>	22.442	25.357	21.245	81.739	47.934								
5	11:15:43.121	<b>2:07.272</b>	43.341	50.442	33.489	37.035	42.339								
6	11:17:52.490	<b>2:09.369</b>	1:01.420	47.178	20.771	73.989	<b>76.432</b>								
7	11:18:58.464	<b>1:05.974</b>	21.659	<b>24.593</b>	19.722	<b>84.625</b>	74.981								
8	11:20:04.508	<b>1:06.044</b>	21.544	24.738	19.762	83.363	75.742								
9	11:21:14.743	<b>1:10.235</b>	22.021	28.135	20.079	83.467	73.989								
10	11:22:20.787	<b>1:06.044</b>	21.738	24.731	<b>19.575</b>	83.467	75.914								
11	11:23:27.517	<b>1:06.730</b>	<b>21.336</b>	25.613	19.781	82.747	75.828								
12	11:24:34.686	<b>1:07.169</b>	21.609	25.762	19.798	82.543	76.086								
<b>(55) Fiona KINDNESS</b>															
1	11:08:02.993			26.367	22.980	81.938	34.309								
2	11:10:28.251	<b>2:25.258</b>	51.374	50.228	43.656	38.612	33.321								
3	11:12:23.392	<b>1:55.141</b>	53.609	41.552	19.980	81.938	75.317								
4	11:13:30.988	<b>1:07.596</b>	21.484	24.791	21.321	82.849	38.993								
5	11:15:40.227	<b>2:09.239</b>	43.195	52.142	33.902	36.021	41.734								
6	11:17:50.145	<b>2:09.918</b>	1:01.124	48.029	20.765	76.782	<b>75.742</b>								
7	11:18:55.321	<b>1:05.176</b>	21.386	<b>23.918</b>	19.872	<b>84.946</b>	74.564								
8	11:20:02.689	<b>1:07.368</b>	22.712	24.631	20.025	82.240	73.182								
9	11:21:16.733	<b>1:14.044</b>	23.517	28.042	22.485	78.123	39.803								
10	11:23:15.169	<b>1:58.436</b>	1:11.973	26.054	20.409	80.081	74.981								
11	11:24:20.477	<b>1:05.308</b>	<b>21.375</b>	24.218	<b>19.715</b>	84.200	75.317								
<b>(8) Hannah CHAPMAN</b>															
1	11:07:59.906			26.174	22.899	85.162	34.186								
2	11:10:16.538	<b>2:16.632</b>	42.855	53.815	39.962	33.156	33.354								
3	11:12:16.271	<b>1:59.733</b>	55.861	44.157	19.715	83.885	76.782								
4	11:13:23.915	<b>1:07.644</b>	20.664	23.871	23.109	83.989	35.582								
5	11:15:33.212	<b>2:09.297</b>	43.508	50.501	35.288	36.974	41.424								
6	11:17:46.420	<b>2:13.208</b>	1:00.327	52.412	20.469	73.745	75.742					</			

## Jim Clark Memorial Meeting

## Lapchart

Celtic Speed Mini Cooper Cup

Knockhill 1.267 miles

Race 1 - 1st Race - AMENDED RESULT

08/04/2018 11:00

Race (12 Laps) started at 11:06:42

Competitors	Laps											
	1	2	3	4	5	6	7	8	9	10	11	12
Kyle REID (20)	1	20	20	20	20	20	20	20	20	20	20	20
John DUNCAN (24)	2	24	24	24	24	24	24	24	24	24	24	24
Dominic WHEATLEY (4)	3	4	4	4	4	4	4	4	91	91	91	91
Robbie DALGLEISH (91)	4	91	91	91	91	91	91	91	4	4	4	4
David McNAUGHTON (28)	5	28	28	28	28	28	5	5	5	5	5	5
Michael WEDDELL (7)	6	7	7	7	7	7	7	81	81	81	81	81
David SLEIGH (5)	7	5	5	5	5	5	81	23	23	23	23	23
Douglas SIMPSON (81)	8	81	81	81	81	81	75	75	75	75	8	7
Michael COURTS (75)	9	75	75	75	75	75	28	8	8	8	75	75
Jake HUTCHISON (10)	10	10	23	23	23	23	23	7	7	7	7	16
Ian MUNRO (23)	11	23	8	8	8	8	8	77	77	77	16	77
Hannah CHAPMAN (8)	12	8	10	10	10	10	21	16	16	16	77	12
Craig BLAKE (95)	13	95	95	95	21	21	21	10	28	28	12	21
Adam KINDNESS (155)	14	155	155	155	155	155	77	26	12	21	21	50
Craig DILLON (16)	15	16	21	21	77	77	77	155	12	21	50	28
Ross WILKINSON (21)	16	21	77	77	16	16	16	155	50	28	28	26
Ashleigh MORRIS (77)	17	77	16	16	26	26	26	21	30	30	30	30
Fiona KINDNESS (55)	18	55	26	26	55	55	55	55	26	26	26	26
William BLAKE (26)	19	26	55	55	12	12	12	12	50	55	155	55
Andrew BELL (50)	20	50	50	50	50	50	50	30	155	55		
Reis ROBERTSON (12)	21	12	12	12	30	30	30					
David LONG (30)	22	30	30	30	95							
Simon HOLDERNESS (52)	23	52										

Margin of Victory	Avg. Speed	Best Lap Tm	Best Speed	Best Lap by
0.712	52.839	1:02.440	73.044	91 - Robbie DALGLEISH

Clerk of the Course.

Orbits

Sig :                      Time :  
 Chief Timekeeper : Ian Sharp (SMART Timing)  
 Results available at [www.speedhive.com](http://www.speedhive.com) and [www.smart-timing.co.uk](http://www.smart-timing.co.uk)



## Jim Clark Memorial Meeting

Celtic Speed Mini Cooper Cup

Knockhill 1.267 miles

Race 7 - 2nd Race

08/04/2018 14:20

Race (9 Laps) started at 14:24:02

POLE POSITION

**2**  
24 John DUNCAN

**1**  
20 Kyle REID

**1**

**4**  
4 Dominic WHEATLEY

**3**  
91 Robbie DALGLEISH

**2**

**6**  
81 Douglas SIMPSON

**5**  
5 David SLEIGH

**3**

**8**  
7 Michael WEDDELL

**7**  
23 Ian MUNRO

**4**

**10**  
77 Ashleigh MORRIS

**9**  
16 Craig DILLON

**5**

**12**  
12 Reis ROBERTSON

**11**  
75 Michael COURTS

**6**

**14**  
50 Andrew BELL

**13**  
21 Ross WILKINSON

**7**

**16**  
26 William BLAKE

**15**  
28 David McNAUGHTON

**8**

**18**  
55 Fiona KINDNESS

**17**  
30 David LONG

**9**

**20**  
10 Jake HUTCHISON

**19**  
8 Hannah CHAPMAN

**10**

Clerk of the Course.

Orbits


Sig :                      Time :  
 Chief Timekeeper : Ian Sharp (SMART Timing)  
 Results available at [www.speedhive.com](http://www.speedhive.com) and [www.smart-timing.co.uk](http://www.smart-timing.co.uk)





**Jim Clark Memorial Meeting**

Celtic Speed Mini Cooper Cup	Knockhill 1.267 miles
Race 7 - 2nd Race	08/04/2018 14:20
Race (9 Laps) started at 14:24:02	



**22**

52 Simon HOLDERNESS

**21**

95 Craig BLAKE

**11**

**23**

155 Adam KINDNESS

**12**





# Race Results



Bulletin No. \_\_\_\_\_

## Jim Clark Memorial Meeting

Sorted on Laps

Scottish Legends Cars Championship

Knockhill 1.267 miles

Race 2 - Heat 1

08/04/2018 11:25

Race (8 Laps) started at 11:38:43

Pos	No.	Name	Make/Model	CC	Class Code	Laps	Total Tm	Diff	Best Tm	In Lap	2nd Best
1	1	John PATERSON	Ford Coupe	1250	L	8	8:10.363		59.293	4	59.361
2	60	David NEWALL	Ford Coupe	1250	L	8	8:10.604	0.241	59.757	2	1:00.161
3	37	Ivor GREENWOOD	Ford Coupe	1250	L	8	8:11.649	1.286	59.778	6	59.912
4	6	David HUNTER	Ford Coupe	1250	L	8	8:11.835	1.472	59.954	3	59.957
5	71	Ryan McLEISH	Ford Coupe	1250	L	8	8:13.303	2.940	59.685	2	1:00.115
6	15	Steven McGILL	Ford Coupe	1250	L	8	8:13.695	3.332	59.669	2	1:00.068
7	17	Billy WAIT	37 Ford	1250	L	8	8:13.778	3.415	1:00.330	8	1:00.499
8	75	Pino PALAZZO	Ford Sedan	1250	L	8	8:14.348	3.985	1:00.290	5	1:00.528
9	22	Ben MASON	Chevy Sedan	1250	L	8	8:15.335	4.972	1:00.014	6	1:00.022
10	8	Jordan HODGSON	Ford Coupe	1250	L	8	8:19.179	8.816	1:00.274	8	1:00.404
11	5	Michael PAXTON	Ford Coupe	1250	L	8	8:22.480	12.117	1:00.829	5	1:00.839
12	69	Gerard McCOSH	Ford Coupe	1250	L	8	8:30.011	19.648	1:01.902	6	1:02.016
13	44	Colm O'SULLIVAN	Ford Coupe	1250	LR	8	8:30.557	20.194	1:01.663	5	1:01.739
14	33	Kieran BEATY	Ford Coupe	1250	L	8	8:33.789	23.426	1:01.666	7	1:02.239
15	86	Jon CRITCHLOW	Chevy Sedan	1250	LR	8	8:50.279	39.916	1:03.544	5	1:04.124
16	16	John BUSHBY	Ford Coupe	1250	L	8	8:56.804	46.441	1:04.368	4	1:04.413
17	4	Colin McNEILL	Ford Coupe	1250	L	8	8:59.504	49.141	1:03.257	5	1:04.561
18	30	Mark FRENCH	Ford Coupe	1250	LR	8	9:12.113	1:01.750	1:05.872	8	1:06.155
Not classified											
DNF	52	Stewart BLACK	Ford Coupe	1250	L	2	2:05.054	DNF	59.315	2	1:05.323

### Announcements

New Track Record (59.293) for SMRC Legends by John PATERSON.

Margin of Victory	Avg. Speed	Best Lap Tm	Best Speed	Best Lap by
0.241	74.408	59.293	76.920	1 - John PATERSON

Clerk of the Course.

Orbits

Sig : Time :  
Chief Timekeeper : Ian Sharp (SMART Timing)

Results available at [www.speedhive.com](http://www.speedhive.com) and [www.smart-timing.co.uk](http://www.smart-timing.co.uk)



Printed: 09/04/2018 19:45:25

## Jim Clark Memorial Meeting

Scottish Legends Cars Championship

Knockhill 1.267 miles

Race 2 - Heat 1

08/04/2018 11:25

Race (8 Laps) started at 11:38:43

Lap	Time of Day	Lap Tm	S1	S2	S3	S3Spd	SFSpd	Lap	Time of Day	Lap Tm	S1	S2	S3	S3Spd	SFSpd		
<b>(1) John PATERSON</b>								<b>(22) Ben MASON</b>									
1	11:39:52.885	<b>1:04.818</b>	23.732	23.581	<b>17.505</b>	98.543	93.205	1	11:39:55.790	<b>1:08.267</b>	24.809	24.540	18.918	95.188	88.532		
2	11:40:53.097	<b>1:00.212</b>	19.849	22.403	17.960	<b>100.310</b>	<b>93.988</b>	2	11:40:56.566	<b>1:00.776</b>	19.791	22.841	18.144	94.252	88.649		
3	11:41:54.029	<b>1:00.932</b>	20.326	22.613	17.993	98.254	91.802	3	11:41:57.286	<b>1:00.720</b>	19.620	22.697	18.403	94.785	89.120		
4	11:42:53.322	<b>59.293</b>	19.189	<b>22.062</b>	18.042	100.161	92.435	4	11:42:57.932	<b>1:00.646</b>	19.584	22.868	18.194	94.252	87.722		
5	11:43:53.346	<b>1:00.024</b>	19.511	22.643	17.870	98.543	93.335	5	11:43:58.513	<b>1:00.581</b>	19.561	22.834	18.186	94.385	88.649		
6	11:44:52.707	<b>59.361</b>	<b>19.023</b>	22.414	17.924	98.254	90.320	6	11:44:58.527	<b>1:00.014</b>	<b>19.448</b>	<b>22.620</b>	<b>17.946</b>	94.651	88.884		
7	11:45:53.116	<b>1:00.409</b>	19.384	22.904	18.121	98.833	90.442	7	11:45:58.549	<b>1:00.022</b>	19.658	<b>22.407</b>	17.957	94.919	<b>89.239</b>		
8	11:46:53.753	<b>1:00.637</b>	20.319	22.471	17.847	97.257	91.303	8	11:46:58.725	<b>1:00.176</b>	19.567	22.484	18.125	<b>95.323</b>	86.257		
<b>(60) David NEWALL</b>								<b>(8) Jordan HODGSON</b>									
1	11:39:49.603	<b>1:05.826</b>	25.276	22.574	17.976	96.836	91.928	1	11:39:57.763	<b>1:09.789</b>	24.926	26.115	18.748	97.257	91.427		
2	11:40:49.360	<b>59.757</b>	19.472	<b>22.452</b>	17.833	96.836	90.564	2	11:40:59.031	<b>1:01.268</b>	19.622	23.426	18.220	96.976	91.802		
3	11:41:50.088	<b>1:00.728</b>	19.474	22.856	18.398	96.558	90.564	3	11:41:59.824	<b>1:00.793</b>	19.552	22.787	18.454	<b>98.111</b>	<b>92.435</b>		
4	11:42:51.796	<b>1:01.708</b>	20.448	23.075	18.185	96.419	91.552	4	11:43:00.848	<b>1:01.024</b>	19.642	23.213	18.169	95.731	91.303		
5	11:43:52.127	<b>1:00.331</b>	19.467	22.882	17.982	96.419	90.442	5	11:44:01.334	<b>1:00.486</b>	19.531	22.837	18.118	96.558	91.303		
6	11:44:53.037	<b>1:00.910</b>	19.710	22.884	18.316	97.540	91.677	6	11:45:01.738	<b>1:00.404</b>	19.587	22.712	18.105	96.143	90.686		
7	11:45:53.198	<b>1:00.161</b>	<b>19.285</b>	22.745	18.131	98.979	89.836	7	11:46:02.295	<b>1:00.557</b>	19.505	22.907	18.145	96.005	90.809		
8	11:46:53.994	<b>1:00.796</b>	20.583	22.460	<b>17.753</b>	<b>99.272</b>	<b>92.947</b>	8	11:47:02.569	<b>1:00.274</b>	<b>19.468</b>	<b>22.704</b>	<b>18.102</b>	96.697	90.809		
<b>(37) Ivor GREENWOOD</b>								<b>(5) Michael PAXTON</b>									
1	11:39:50.536	<b>1:06.167</b>	25.343	22.932	17.892	98.111	93.076	1	11:39:56.389	<b>1:10.169</b>	25.755	25.353	19.061	<b>95.731</b>	<b>89.477</b>		
2	11:40:50.744	<b>1:00.208</b>	19.470	22.660	18.078	97.399	91.928	2	11:40:58.278	<b>1:01.889</b>	20.184	23.197	18.508	93.076	89.120		
3	11:41:52.038	<b>1:01.294</b>	20.021	23.147	18.126	100.011	93.076	3	11:41:59.722	<b>1:01.444</b>	19.786	23.010	18.648	94.385	88.649		
4	11:42:52.786	<b>1:00.748</b>	19.717	22.742	18.289	97.967	93.595	4	11:43:02.024	<b>1:02.302</b>	20.453	23.393	18.456	94.651	88.649		
5	11:43:53.674	<b>1:00.888</b>	19.791	22.880	18.217	96.281	93.595	5	11:44:02.853	<b>1:00.829</b>	19.615	<b>22.878</b>	18.336	95.053	88.416		
6	11:44:53.452	<b>59.778</b>	<b>19.394</b>	22.472	17.912	<b>100.762</b>	<b>94.252</b>	6	11:45:03.692	<b>1:00.839</b>	19.623	23.014	<b>18.202</b>	94.252	88.767		
7	11:45:53.364	<b>59.912</b>	19.801	<b>22.415</b>	<b>17.696</b>	98.111	93.335	7	11:46:04.773	<b>1:01.081</b>	<b>19.608</b>	23.157	18.316	93.465	88.532		
8	11:46:55.039	<b>1:01.675</b>	20.636	22.942	18.097	96.419	92.308	8	11:47:05.870	<b>1:01.097</b>	19.656	23.166	18.275	93.988	88.416		
<b>(6) David HUNTER</b>								<b>(69) Gerard McCOSH</b>									
1	11:39:52.361	<b>1:05.963</b>	24.668	22.901	18.394	<b>100.611</b>	91.179	1	11:39:56.063	<b>1:10.372</b>	25.958	24.880	19.534	92.818	<b>88.884</b>		
2	11:40:53.013	<b>1:00.652</b>	19.923	22.514	18.215	99.125	91.802	2	11:40:59.742	<b>1:03.679</b>	21.120	23.859	18.700	<b>97.117</b>	88.884		
3	11:41:52.967	<b>59.954</b>	19.582	22.476	17.896	97.824	91.303	3	11:42:01.758	<b>1:02.016</b>	20.015	23.688	18.313	95.053	88.767		
4	11:42:53.389	<b>1:00.422</b>	19.593	<b>22.454</b>	18.375	98.111	92.562	4	11:43:04.127	<b>1:02.369</b>	20.223	23.872	18.274	94.252	88.416		
5	11:43:54.067	<b>1:00.678</b>	19.658	22.690	18.330	98.833	92.690	5	11:44:06.625	<b>1:02.498</b>	20.109	23.959	18.430	94.252	88.068		
6	11:44:54.024	<b>59.957</b>	<b>19.428</b>	22.533	17.996	98.398	91.677	6	11:45:08.527	<b>1:01.902</b>	<b>20.008</b>	<b>23.675</b>	<b>18.219</b>	93.857	87.608		
7	11:45:54.218	<b>1:00.194</b>	19.738	22.588	<b>17.868</b>	100.011	91.427	7	11:46:10.900	<b>1:02.373</b>	20.044	24.018	18.311	93.595	88.183		
8	11:46:55.225	<b>1:01.007</b>	19.875	23.025	18.107	94.919	<b>92.947</b>	8	11:47:13.401	<b>1:02.501</b>	20.257	23.795	18.449	93.988	86.368		
<b>(71) Ryan McLEISH</b>								<b>(44) Colm O'SULLIVAN</b>									
1	11:39:50.153	<b>1:05.879</b>	25.189	<b>22.341</b>	18.349	98.111	90.320	1	11:39:58.132	<b>1:08.765</b>	24.020	25.879	18.866	94.919	<b>89.716</b>		
2	11:40:49.838	<b>59.685</b>	19.376	22.410	17.899	96.836	89.957	2	11:41:01.714	<b>1:03.582</b>	21.256	23.531	18.795	<b>96.697</b>	88.299		
3	11:41:50.356	<b>1:00.518</b>	<b>19.315</b>	22.751	18.452	98.254	89.596	3	11:42:04.851	<b>1:03.137</b>	20.368	23.808	18.961	93.335	89.358		
4	11:42:52.215	<b>1:01.859</b>	20.580	22.876	18.403	94.518	90.809	4	11:43:06.730	<b>1:01.879</b>	20.169	23.550	<b>18.160</b>	94.785	88.532		
5	11:43:54.176	<b>1:01.961</b>	19.975	23.210	18.776	96.281	89.358	5	11:44:08.393	<b>1:01.663</b>	20.224	<b>23.256</b>	18.183	93.076	87.952		
6	11:44:54.291	<b>1:00.115</b>	19.484	22.549	18.082	<b>98.979</b>	90.809	6	11:45:10.166	<b>1:01.773</b>	20.054	23.426	18.293	92.054	87.837		
7	11:45:54.445	<b>1:00.154</b>	19.670	22.630	<b>17.854</b>	97.117	<b>91.055</b>	7	11:46:12.208	<b>1:02.042</b>	20.118	23.659	18.265	91.677	87.837		
8	11:46:56.693	<b>1:02.248</b>	19.836	22.867	19.545	96.697	86.702	8	11:47:13.947	<b>1:01.739</b>	<b>20.033</b>	23.528	18.178	92.181	87.952		
<b>(15) Steven McGILL</b>								<b>(33) Kieran BEATY</b>									
1	11:39:51.371	<b>1:05.538</b>	24.694	22.815	18.029	<b>98.111</b>	91.179	1	11:39:58.797	<b>1:11.825</b>	25.697	26.193	19.935	96.143	<b>91.303</b>		
2	11:40:51.040	<b>59.669</b>	<b>19.470</b>	<b>22.349</b>	17.850	97.824	91.677	2	11:41:02.126	<b>1:03.329</b>	20.810	23.386	19.133	96.976	89.716		
3	11:41:51.600	<b>1:00.560</b>	19.494	23.196	17.870	96.419	90.932	3	11:42:04.419	<b>1:02.293</b>	20.475	23.477	<b>18.341</b>	<b>97.967</b>	89.002		
4	11:42:52.396	<b>1:00.796</b>	19.742	22.582	18.472	96.143	<b>93.076</b>	4	11:43:07.756	<b>1:03.337</b>	20.393	23.405	19.539	94.252	89.239		
5	11:43:53.195	<b>1:00.799</b>	19.658	23.083	18.058	95.459	90.809	5	11:44:10.115	<b>1:02.359</b>	20.002	23.541	18.816	95.188	88.532		
6	11:44:53.263	<b>1:00.068</b>	19.672	22.549	<b>17.847</b>	97.682	92.818	6	11:45:13.274	<b>1:03.159</b>	20.007	24.358	18.794	91.802	87.722		
7	11:45:55.651	<b>1:02.388</b>	20.330	22.697	19.361	97.682	87.494	7	11:46:14.940	<b>1:01.666</b>	<b>19.949</b>	<b>23.140</b>	18.577	94.120	88.299		
8	11:46:57.085	<b>1:01.434</b>	19.992	22.666	18.776	96.976	87.837	8	11:47:17.179	<b>1:02.239</b>	20.167	23.467	18.605	94.252	88.299		
<b>(17) Billy WAIT</b>								<b>(86) Jon CRITCHLOW</b>									
1	11:39:51.906	<b>1:06.866</b>	24.912	23.115	18.839	<b>96.976</b>	91.179	1	11:39:59.448	<b>1:10.468</b>	25.248	25.849	19.371	<b>96.005</b>	88.767		
2	11:40:52.866	<b>1:00.960</b>	19.903	<b>22.825</b>	18.232	95.868	89.477	2	11:41:04.973	<b>1:05.525</b>	21.271	24.933	19.321	93.988	<b>89.002</b>		
3	11:41:54.425	<b>1:01.559</b>	20.194	23.306	18.059	96.976	<b>91.552</b>	3	11:42:09.488	<b>1:04.515</b>	20.854	24.834	18.827	93.465	88.884		
4	11:42:55.148	<b>1:00.723</b>			18.161	93.988	89.358	4	11:43:14.596	<b>1:05.108</b>	20.664	<b>24.324</b>	20.120	94.120	88.183		
5	11:43:55.717	<b>1:00.569</b>			18.072	95.323	89.716	5	11:44:18.140	<b>1:03.544</b>	<b>20.431</b>	<b>24.475</b>	<b>18.638</b>	93.726	88.767		
6	11:44:56.216	<b>1:00.499</b>	19.524	23.023	17.952	95.595	90.442	6	11:45:24.301	<b>1:06.161</b>	20.850	25.061	20.250	91.802	87.494		
7	11:45:56.838	<b>1:00.622</b>	<b>19.384</b>	23.099	18.139	95.323	89.957										
8	11:46:57.168	<b>1:00.330</b>	19.547	22.881	<b>17.902</b>	96.976	89.120										
<b>(75) Pino PALAZZO</b>																	
1	11:39:52.549	<b>1:07.511</b>	25.746	23.128	18.637	97.117	91.055										
2	11:40:53.426	<b>1:00.877</b>	19.879	23.040	17.958	<b>98.833</b>	<b>91.677</b>										

## Jim Clark Memorial Meeting

Scottish Legends Cars Championship

Knockhill 1.267 miles

Race 2 - Heat 1

08/04/2018 11:25

Race (8 Laps) started at 11:38:43

Lap	Time of Day	Lap Tm	S1	S2	S3	S3Spd	SFSpd	Lap	Time of Day	Lap Tm	S1	S2	S3	S3Spd	SFSpd
7	11:46:29.545	<b>1:05.244</b>	20.876	25.223	19.145	92.562	87.952								
8	11:47:33.669	<b>1:04.124</b>	20.733	24.525	18.866	92.690	86.257								
<b>(16) John BUSHBY</b>															
1	11:39:59.073	<b>1:11.851</b>	26.480	25.925	19.446	<b>95.731</b>	<b>89.120</b>								
2	11:41:04.357	<b>1:05.284</b>	21.287	24.956	19.041	91.552	87.608								
3	11:42:08.954	<b>1:04.597</b>	20.823	24.986	18.788	92.818	87.153								
4	11:43:13.322	<b>1:04.368</b>	<b>20.565</b>	24.803	19.000	91.928	86.927								
5	11:44:17.735	<b>1:04.413</b>	20.861	24.935	<b>18.617</b>	92.181	86.702								
6	11:45:30.950	<b>1:13.215</b>	21.606	24.905	26.704	93.335	85.706								
7	11:46:35.609	<b>1:04.659</b>	21.045	24.876	18.738	92.435	83.675								
8	11:47:40.194	<b>1:04.585</b>	20.855	<b>24.612</b>	19.118	92.690	85.596								
<b>(4) Colin McNEILL</b>															
1	11:39:58.751	<b>1:11.182</b>	24.700	26.517	19.965	<b>95.595</b>	<b>85.815</b>								
2	11:41:07.899	<b>1:09.148</b>	21.306	28.116	19.726	75.317	83.363								
3	11:42:12.725	<b>1:04.826</b>	20.774	24.552	19.500	89.002	82.341								
4	11:43:17.286	<b>1:04.561</b>	20.860	24.467	19.234	88.299	81.938								
5	11:44:20.543	<b>1:03.257</b>	<b>20.494</b>	<b>23.977</b>	<b>18.786</b>	89.358	82.039								
6	11:45:26.518	<b>1:05.975</b>	20.762	24.365	20.848	88.183	81.441								
7	11:46:32.044	<b>1:05.526</b>	20.588	24.413	20.525	86.035	69.831								
8	11:47:42.894	<b>1:10.850</b>	22.744	26.168	21.938	75.487	65.090								
<b>(30) Mark FRENCH</b>															
1	11:40:02.662	<b>1:13.624</b>	26.088	26.693	20.843	<b>88.532</b>	81.639								
2	11:41:09.530	<b>1:06.868</b>	21.438	25.275	20.155	85.706	<b>82.543</b>								
3	11:42:19.069	<b>1:09.539</b>	22.171	26.775	20.593	87.153	81.146								
4	11:43:29.385	<b>1:10.316</b>	23.856	26.108	20.352	86.814	81.639								
5	11:44:36.433	<b>1:07.048</b>			19.889	87.153	81.839								
6	11:45:43.476	<b>1:07.043</b>		25.645	20.047	86.814	81.441								
7	11:46:49.631	<b>1:06.155</b>	21.534	24.835	19.786	87.380	81.441								
8	11:47:55.503	<b>1:05.872</b>	<b>21.370</b>	<b>24.755</b>	<b>19.747</b>	87.266	79.985								
<b>(52) Stewart BLACK</b>															
1	11:39:49.129	<b>1:05.323</b>	24.529	22.685	18.109	<b>95.323</b>	<b>90.564</b>								
2	11:40:48.444	<b>59.315</b>	<b>19.271</b>	<b>22.205</b>	<b>17.839</b>	95.188	88.532								

Clerk of the Course.

Sig : \_\_\_\_\_ Time : \_\_\_\_\_  
Chief Timekeeper : Ian Sharp (SMART Timing)

Results available at [www.speedhive.com](http://www.speedhive.com) and [www.smart-timing.co.uk](http://www.smart-timing.co.uk)

Printed: 09/04/2018 19:46:19

Orbits



## Jim Clark Memorial Meeting

## Lapchart

Scottish Legends Cars Championship

Knockhill 1.267 miles

Race 2 - Heat 1

08/04/2018 11:25

Race (8 Laps) started at 11:38:43

Competitors	Laps	Laps								
		0	1	2	3	4	5	6	7	8
David NEWALL (60)	1	60	52	52	60	60	60	1	1	1
Stewart BLACK (52)	2	52	60	60	71	71	15	60	60	60
Ryan McLEISH (71)	3	71	71	71	15	15	1	15	37	37
Ivor GREENWOOD (37)	4	37	37	37	37	37	37	37	6	6
Pino PALAZZO (75)	5	75	15	15	6	1	6	6	71	71
Billy WAIT (17)	6	17	17	17	1	6	71	71	15	15
Gerard McCOSH (69)	7	69	6	6	17	17	17	17	17	17
Steven McGILL (15)	8	15	75	1	75	75	75	75	75	75
Michael PAXTON (5)	9	5	1	75	22	22	22	22	22	22
David HUNTER (6)	10	6	22	22	5	8	8	8	8	8
Kieran BEATY (33)	11	33	69	5	8	5	5	5	5	5
John BUSHBY (16)	12	16	5	8	69	69	69	69	69	69
Ben MASON (22)	13	22	8	69	33	44	44	44	44	44
Colin McNEILL (4)	14	4	44	44	44	33	33	33	33	33
Jordan HODGSON (8)	15	8	4	33	16	16	16	86	86	86
John PATERSON (1)	16	1	33	16	86	86	86	4	4	16
Jon CRITCHLOW (86)	17	86	16	86	4	4	4	16	16	4
Mark FRENCH (30)	18	30	86	4	30	30	30	30	30	30
Colm O'SULLIVAN (44)	19	44	30	30						

Margin of Victory	Avg. Speed	Best Lap Tm	Best Speed	Best Lap by
0.241	74.408	59.293	76.920	1 - John PATERSON

Clerk of the Course.

Orbits

Sig : Time :  
 Chief Timekeeper : Ian Sharp (SMART Timing)  
 Results available at [www.speedhive.com](http://www.speedhive.com) and [www.smart-timing.co.uk](http://www.smart-timing.co.uk)





## Jim Clark Memorial Meeting

Sorted on Laps

Scottish Saloon &amp; Sports Car Championship

Knockhill 1.267 miles

Race 3 - 1st Race

08/04/2018 11:50

Race (14 Laps) started at 12:00:17

Pos	No.	Name	Make/Model	CC	Class Code	Laps	Total Tm	Diff	Best Tm	In Lap	2nd Best
1	29	Robert DRUMMOND	Ford Escort Cosworth	2000	A1	14	15:05.931		51.984	11	52.408
2	51	Roddie PATERSON	Caterham C400	2300	A3	14	15:06.921	0.990	52.157	13	52.524
3	48	Alan DONCASTER	Mitsubishi EVO 6RS	2000	B1	14	15:37.654	31.723	55.961	2	56.060
4	54	Andrew MORRISON	Seat Cupra TCR	1984	A2	14	15:38.074	32.143	55.680	14	56.085
5	13	Alastair BAPTIE	MGB GT V8	3900	B1	14	15:43.681	37.750	56.386	9	56.601
6	70	Oliver MORTIMER	Mini Cooper R53	1600	R53	14	15:51.616	45.685	57.601	13	57.761
7	27	Paul WILSON	Mini Cooper R53	2000	R53	14	15:52.949	47.018	57.749	12	57.817
8	7	Vic COVEY Jnr	Mini Cooper R53	1600	R53	14	16:04.213	58.282	58.614	10	58.653
9	83	Fraser JAMIESON	Mini Cooper R53	1600	R53	13	15:11.475	1 Lap	59.225	9	59.451
10	43	Stuart BUCHAN	Mini Cooper R53	1600	R53	13	15:17.581	1 Lap	59.524	3	59.606
11	37	Kenneth McKELL	Mitsubishi EVO 8	2000	A1	13	15:30.347	1 Lap	52.665	9	53.162

### Not classified (80% = 11 Laps)

DNF	9	Ron CUMMING	Nemesis Kit Car	2000	A3	2	2:20.431	DNF	1:19.227	2	
DNF	26	Andrew PATERSON	BMW E36 318i	1796	B3	2	6:55.900	DNF	5:46.135	2	
DNS	18	Ian CREHAN	Mazda MX5	1600	B1			DNS		0	
DNS	34	Scott DUTHIE	BMW Z3	2500	B1			DNS		0	

### Announcements

- New Track Record (55.961) for SMRC Sports/Sal. (B1) by Alan DONCASTER.
- New Track Record (52.408) for SMRC Sports/Sal. (A1) by Robert DRUMMOND.
- New Track Record (57.601) for SMRC Sports/Sal. (R53) by Oliver MORTIMER.
- New Track Record (55.680) for SMRC Sports/Sal. (A2) by Andrew MORRISON.
- Race distance increased to 14 Laps - 2 Laps completed behind the Safety Car.
- Car No.51 - No working transponder - Please fix before 2nd Race.

Margin of Victory	Avg. Speed	Best Lap Tm	Best Speed	Best Lap by
0.990	70.482	51.984	87.735	29 - Robert DRUMMOND

Clerk of the Course.

Orbits

Sig : Time :  
 Chief Timekeeper : Ian Sharp (SMART Timing)

 Results available at [www.speedhive.com](http://www.speedhive.com) and [www.smart-timing.co.uk](http://www.smart-timing.co.uk)

Printed: 09/04/2018 17:38:46







## Jim Clark Memorial Meeting

### Scottish Saloon & Sports Car Championship

Knockhill 1.267 miles

### Race 3 - 1st Race

08/04/2018 11:50

### Race (14 Laps) started at 12:00:17

Lap	Time of Day	Lap Tm	S1	S2	S3	S3Spd	SFSpd	Lap	Time of Day	Lap Tm	S1	S2	S3	S3Spd	SFSpd
<b>(29) Robert DRUMMOND</b>								<b>(70) Oliver MORTIMER</b>							
1	12:01:18.193			21.507	15.838	126.142	121.792	1	12:01:21.057				17.450	<b>100.310</b>	89.120
2	12:02:13.209	<b>55.016</b>	18.428	20.333	16.255	125.905	124.044	2	12:02:19.650	<b>58.593</b>			17.422		<b>89.596</b>
3	12:03:07.466	<b>54.257</b>	18.717	20.514	15.026	<b>136.398</b>	122.908	3	12:03:17.812	<b>58.162</b>			17.515		<b>88.299</b>
4	12:04:03.000	<b>55.534</b>	17.849	21.424	16.261	130.053	64.279	4	12:04:17.987	<b>1:00.175</b>			18.657	94.651	82.341
5	12:06:32.634	<b>2:29.634</b>	46.121	1:01.761	41.752	27.730	38.194	5	12:06:37.981	<b>2:19.994</b>			42.956	33.172	34.361
6	12:08:21.792	<b>1:49.158</b>	44.661	44.397	20.100	59.918	122.014	6	12:08:24.895	<b>1:46.914</b>			19.616	82.039	88.767
7	12:09:14.623	<b>52.831</b>	17.846	20.191	14.794	136.121	122.236	7	12:09:23.192	<b>58.297</b>			17.526		89.120
8	12:10:07.211	<b>52.588</b>	17.615	19.917	15.056	135.298	113.166	8	12:10:21.740	<b>58.548</b>			17.605	97.540	87.494
9	12:11:00.247	<b>53.036</b>	18.146	20.030	14.860	134.215	123.815	9	12:11:19.967	<b>58.227</b>			17.464		<b>87.722</b>
10	12:11:52.655	<b>52.408</b>	17.613	19.955	14.840	134.484	124.044	10	12:12:17.728	<b>57.761</b>			17.452		88.649
11	12:12:44.639	<b>51.984</b>	<b>17.421</b>	<b>19.773</b>	14.790	135.025	124.044	11	12:13:15.589	<b>57.861</b>			17.542		88.649
12	12:13:37.887	<b>53.248</b>	17.617	20.591	15.040	131.584	124.504	12	12:14:13.455	<b>57.866</b>			<b>17.392</b>	96.976	88.649
13	12:14:30.893	<b>53.006</b>	17.703	20.146	15.157	130.814	123.587	13	12:15:11.056	<b>57.601</b>			17.424	96.697	88.183
14	12:15:23.783	<b>52.890</b>	17.496	20.617	<b>14.777</b>	133.947	<b>124.968</b>	14	12:16:09.468	<b>58.412</b>			17.696		87.266
<b>(51) Roddie PATERSON</b>								<b>(27) Paul WILSON</b>							
1	12:01:15.305							1	12:01:22.533			22.627	17.618	95.459	88.299
2	12:02:08.630	<b>53.325</b>						2	12:02:20.679	<b>58.146</b>	18.831	21.675	17.640	96.836	87.722
3	12:03:02.109	<b>53.479</b>						3	12:03:19.573	<b>58.894</b>	18.912	22.232	17.750	96.697	87.380
4	12:03:59.971	<b>57.862</b>			<b>20.202</b>		<b>40.573</b>	4	12:04:20.647	<b>1:01.074</b>	19.727	22.340	19.007	92.947	85.379
5	12:06:29.412	<b>2:29.441</b>	<b>47.415</b>			<b>0.511</b>		5	12:06:42.074	<b>2:21.427</b>	34.924	1:05.435	41.068	28.777	37.241
6	12:08:20.388	<b>1:50.976</b>						6	12:08:27.227	<b>1:45.153</b>	43.413	43.374	18.366	82.645	88.416
7	12:09:13.719	<b>53.331</b>						7	12:09:25.139	<b>57.912</b>	18.733	21.593	<b>17.586</b>	96.976	<b>88.649</b>
8	12:10:06.312	<b>52.593</b>						8	12:10:23.373	<b>58.234</b>	18.732	21.708	17.794	97.117	87.266
9	12:10:58.836	<b>52.524</b>						9	12:11:21.407	<b>58.034</b>	18.766	21.669	17.599	97.257	87.380
10	12:11:51.532	<b>52.696</b>						10	12:12:19.292	<b>57.885</b>	18.721	21.557	17.607	<b>97.682</b>	87.837
11	12:12:44.307	<b>52.775</b>						11	12:13:17.169	<b>57.877</b>	18.668	21.555	17.654	97.257	86.814
12	12:13:39.463	<b>55.156</b>						12	12:14:14.918	<b>57.749</b>	18.720	<b>21.403</b>	17.626	97.540	87.040
13	12:14:31.620	<b>52.157</b>						13	12:15:12.735	<b>57.817</b>	18.643	21.508	17.666	96.976	86.814
14	12:15:24.773	<b>53.153</b>						14	12:16:10.801	<b>58.066</b>	<b>18.630</b>	21.600	17.836	96.281	82.442
<b>(48) Alan DONCASTER</b>								<b>(7) Vic COVEY Jnr</b>							
1	12:01:16.781			20.987	<b>16.247</b>	117.321	<b>110.922</b>	1	12:01:24.352			23.947	18.482	90.198	87.722
2	12:02:12.742	<b>55.961</b>	18.586	20.864	16.511	116.912	108.941	2	12:02:23.994	<b>59.642</b>	19.074	<b>21.865</b>	18.703	<b>97.824</b>	87.608
3	12:03:11.837	<b>59.095</b>	20.147	21.637	17.311	114.714	101.524	3	12:03:22.817	<b>58.823</b>	19.014	22.178	17.631	97.257	87.494
4	12:04:13.973	<b>1:02.136</b>	18.912	23.482	19.742	90.442	82.951	4	12:04:23.559	<b>1:00.742</b>	18.954	22.989	18.799	86.368	84.518
5	12:06:35.124	<b>2:21.151</b>	36.431	1:02.503	42.217	29.498	40.112	5	12:06:43.130	<b>2:19.571</b>	32.783	1:05.779	41.009	28.208	37.344
6	12:08:23.437	<b>1:48.313</b>	43.843	44.386	20.084	71.773	108.941	6	12:08:27.914	<b>1:44.784</b>	43.263	43.150	18.371	82.645	87.722
7	12:09:20.239	<b>56.802</b>	18.766	21.363	16.673	<b>117.733</b>	109.296	7	12:09:29.034	<b>1:01.120</b>	<b>18.791</b>	24.714	<b>17.615</b>	96.005	87.608
8	12:10:18.342	<b>58.103</b>	19.090	22.169	16.844	112.976	108.238	8	12:10:27.687	<b>58.653</b>	18.861	22.065	17.727	95.731	<b>87.837</b>
9	12:11:14.607	<b>56.265</b>	18.873	20.966	16.426	117.321	108.588	9	12:11:26.451	<b>58.764</b>	18.894	22.115	17.755	96.697	86.927
10	12:12:10.881	<b>56.274</b>	18.712	21.002	16.560	117.526	108.941	10	12:12:25.065	<b>58.614</b>	18.984	21.908	17.722	96.558	87.266
11	12:13:06.958	<b>56.077</b>	18.678	20.977	16.422	115.703	108.588	11	12:13:23.916	<b>58.851</b>	19.105	22.074	17.672	96.697	86.035
12	12:14:03.120	<b>56.162</b>	18.878	20.951	16.333	117.733	110.374	12	12:14:23.177	<b>59.261</b>	19.350	22.103	17.808	95.595	87.040
13	12:14:59.180	<b>56.060</b>	18.715	21.039	16.306	116.709	108.413	13	12:15:22.453	<b>59.276</b>	19.102	22.261	17.913	94.919	85.815
14	12:15:55.506	<b>56.326</b>	<b>18.552</b>	<b>20.765</b>	17.009	117.321	105.848	14	12:16:22.065	<b>59.612</b>	19.075	22.296	18.241	94.120	82.951
<b>(54) Andrew MORRISON</b>								<b>(83) Fraser JAMIESON</b>							
1	12:01:25.485			22.885	17.246	107.372	103.561	1	12:01:25.565				18.539	94.252	87.952
2	12:02:23.071	<b>57.586</b>	18.838	21.227	17.521	101.218	101.066	2	12:02:25.494	<b>59.929</b>			18.044	96.419	87.153
3	12:03:20.342	<b>57.271</b>	18.477	21.702	17.092	112.033	101.832	3	12:03:25.583	<b>1:00.089</b>	19.403	22.524	18.162	97.540	87.952
4	12:04:18.853	<b>58.511</b>	18.638	21.672	18.201	98.833	84.625	4	12:04:25.645	<b>1:00.062</b>	19.403	22.296	18.363	<b>97.967</b>	87.494
5	12:06:39.346	<b>2:20.493</b>	34.105	1:04.263	42.125	30.420	33.504	5	12:06:45.447	<b>2:19.802</b>	32.681	1:05.775	41.346	26.061	37.892
6	12:08:24.999	<b>1:45.653</b>	43.442	43.030	19.181	81.146	<b>104.043</b>	6	12:08:29.466	<b>1:44.019</b>			18.436	82.951	<b>88.299</b>
7	12:09:21.377	<b>56.378</b>	18.447	21.348	16.583	110.012	102.768	7	12:09:29.673	<b>1:00.207</b>			18.332	93.205	87.494
8	12:10:19.048	<b>57.671</b>	18.366	22.101	17.204	110.012	103.882	8	12:10:29.124	<b>59.451</b>			17.945	97.824	87.494
9	12:11:15.363	<b>56.315</b>	18.535	21.332	<b>16.448</b>	<b>112.597</b>	104.043	9	12:11:28.349	<b>59.225</b>	<b>19.197</b>	<b>21.978</b>	18.050	97.824	87.266
10	12:12:11.555	<b>56.192</b>	18.372	21.232	16.588	112.597	102.768	10	12:12:27.836	<b>59.487</b>			17.819	97.257	86.702
11	12:13:07.801	<b>56.246</b>	18.441	21.088	16.717	112.597	102.454	11	12:13:27.573	<b>59.737</b>			<b>17.803</b>	97.257	87.266
12	12:14:04.161	<b>56.360</b>	18.416	21.277	16.667	112.408	101.987	12	12:14:27.839	<b>1:00.266</b>			17.994	96.836	86.927
13	12:15:00.246	<b>56.085</b>	18.287	21.251	16.547	112.033	101.371	13	12:15:29.327	<b>1:01.488</b>			18.307	94.385	86.257
14	12:15:55.926	<b>55.680</b>	<b>18.067</b>	<b>20.723</b>	16.890	110.556	101.218	<b>(43) Stuart BUCHAN</b>							
<b>(13) Alastair BAPTIE</b>								1	12:01:25.316			23.297	18.493	94.518	85.379
1	12:01:23.529		23.111	17.584	106.520	98.833		2	12:02:24.922	<b>59.606</b>	19.460	<b>22.092</b>	<b>18.054</b>	<b>95.459</b>	<b>85.487</b>
2	12:02:22.115	<b>58.586</b>	19.184	21.952	17.450	108.588	100.914	3	12:03:24.446	<b>59.524</b>	19.187	22.262	18.075	94.919	85.270
3	12:03:20.511	<b>58.396</b>	18.983	21.881	17.										





## Jim Clark Memorial Meeting

Scottish Saloon & Sports Car Championship

Knockhill 1.267 miles

Race 3 - 1st Race

08/04/2018 11:50

Race (14 Laps) started at 12:00:17

Lap	Time of Day	Lap Tm	S1	S2	S3	S3Spd	SFSpd	Lap	Time of Day	Lap Tm	S1	S2	S3	S3Spd	SFSpd
4	12:04:25.368	<b>1:00.922</b>	19.417	22.971	18.534	89.002	85.270								
5	12:06:44.350	<b>2:18.982</b>	32.189	1:05.875	40.918	26.224	35.376								
6	12:08:29.137	<b>1:44.787</b>	43.448	42.660	18.679	81.146	85.162								
7	12:09:31.912	<b>1:02.775</b>	<b>19.096</b>	25.348	18.331	93.465	84.625								
8	12:10:32.221	<b>1:00.309</b>	19.362	22.761	18.186	93.465	84.946								
9	12:11:32.514	<b>1:00.293</b>	19.445	22.381	18.467	94.518	84.306								
10	12:12:32.820	<b>1:00.306</b>	19.327	22.717	18.262	93.857	84.518								
11	12:13:33.865	<b>1:01.045</b>	19.869	22.992	18.184	93.595	84.306								
12	12:14:34.953	<b>1:01.088</b>	19.590	23.044	18.454	88.884	84.732								
13	12:15:35.433	<b>1:00.480</b>	19.312	22.766	18.402	93.076	83.989								

(37) Kenneth McKELL

1	12:01:16.856			21.066	15.634	123.133	117.526								
2	12:02:12.747	<b>55.891</b>	18.954	20.788	16.149	117.733	118.147								
3	12:03:06.233	<b>53.486</b>	18.509	20.019	14.958	128.068	118.147								
4	12:04:01.169	<b>54.936</b>	17.668	20.599	16.669	119.621	56.488								
5	12:06:31.238	<b>2:30.069</b>	46.955	1:01.597	41.517	29.051	37.303								
6	12:08:20.389	<b>1:49.151</b>	44.312	45.431	19.408	59.126	<b>119.621</b>								
7	12:09:13.820	<b>53.431</b>	18.027	20.239	15.165	<b>130.053</b>	116.103								
8	12:10:06.983	<b>53.163</b>	17.833	<b>19.630</b>	15.700	128.559	109.118								
9	12:10:59.648	<b>52.665</b>	17.966	19.785	<b>14.914</b>	128.805	117.526								
10	12:11:52.810	<b>53.162</b>	<b>17.560</b>	19.955	15.647	118.775	95.323								
11	12:12:47.141	<b>54.331</b>	18.908	20.214	15.209	125.201	114.910								
12	12:13:57.610	<b>1:10.469</b>	22.750	25.786	21.933	96.697	35.469								
13	12:15:48.199	<b>1:50.589</b>	1:12.023	22.767	15.799	123.587	107.717								

(9) Ron CUMMING

1	12:01:19.056			<b>20.993</b>	<b>16.416</b>	<b>120.265</b>	<b>109.296</b>								
2	12:02:38.283	<b>1:19.227</b>	<b>18.329</b>	27.995	32.903	54.206	24.087								

(26) Andrew PATERSON

1	12:01:27.617			<b>24.047</b>	<b>19.099</b>	<b>90.564</b>	<b>82.747</b>								
2	12:07:13.752	<b>5:46.135</b>	<b>20.181</b>	4:55.881	30.073	57.951	25.276								

Clerk of the Course.

Sig : Time :  
Chief Timekeeper : Ian Sharp (SMART Timing)

Results available at [www.speedhive.com](http://www.speedhive.com) and [www.smart-timing.co.uk](http://www.smart-timing.co.uk)

Printed: 09/04/2018 17:41:05

Orbits





## Jim Clark Memorial Meeting

## Lapchart

Scottish Saloon & Sports Car Championship

Knockhill 1.267 miles

Race 3 - 1st Race

08/04/2018 11:50

Race (14 Laps) started at 12:00:17

Competitors	Laps														
	1	2	3	4	5	6	7	8	9	10	11	12	13	14	
Roddie PATERSON (51)	1	51	51	51	51	51	51	51	51	51	51	29	29	29	
Alan DONCASTER (48)	2	48	48	37	37	37	37	37	37	29	29	51	51	51	
Kenneth McKELL (37)	3	37	37	29	29	29	29	29	29	37	37	37	48	48	
Robert DRUMMOND (29)	4	29	29	48	48	48	48	48	48	48	48	48	54	54	
Ron CUMMING (9)	5	9	70	70	70	70	70	54	54	54	54	54	13	13	
Oliver MORTIMER (70)	6	70	27	27	54	54	54	70	13	13	13	13	13	70	70
Paul WILSON (27)	7	27	13	54	13	13	13	13	70	70	70	70	70	27	27
Alastair BAPTIE (13)	8	13	54	13	27	27	27	27	27	27	27	27	7	7	
Vic COVEY Jnr (7)	9	7	7	7	7	7	7	7	7	7	7	7	7	83	
Stuart BUCHAN (43)	10	43	43	43	43	43	43	83	83	83	83	83	83	43	
Andrew MORRISON (54)	11	54	83	83	83	83	43	43	43	43	43	43	43	37	
Fraser JAMIESON (83)	12	83	9												
Andrew PATERSON (26)	13	26	26												
-	14														
-	15														

Margin of Victory	Avg. Speed	Best Lap Tm	Best Speed	Best Lap by
0.990	70.482	51.984	87.735	29 - Robert DRUMMOND

Clerk of the Course.

Orbits

Sig : Time :  
 Chief Timekeeper : Ian Sharp (SMART Timing)

Results available at [www.speedhive.com](http://www.speedhive.com) and [www.smart-timing.co.uk](http://www.smart-timing.co.uk)

Printed: 09/04/2018 17:41:23





## Jim Clark Memorial Meeting

Scottish Saloon & Sports Car Championship

Knockhill 1.267 miles

Race 9 - 2nd Race

08/04/2018 15:10

Race (12 Laps) started at 15:05:31

POLE POSITION

**2**  
51 Roddie PATERSON

**1**  
29 Robert DRUMMOND

1

**4**  
54 Andrew MORRISON

**3**  
48 Alan DONCASTER

2

**6**  
70 Oliver MORTIMER

**5**  
13 Alastair BAPTIE

3

**8**  
7 Vic COVEY Jnr

**7**  
27 Paul WILSON

4

**10**  
43 Stuart BUCHAN

**9**  
83 Fraser JAMIESON

5

**12**  
9 Ron CUMMING

**11**  
37 Kenneth McKELL

6

**14**  
18 Ian CREHAN

**13**  
26 Andrew PATERSON

7

**15**  
34 Scott DUTHIE

8

Clerk of the Course.

Orbits

Sig : Time :  
Chief Timekeeper : Ian Sharp (SMART Timing)

Results available at [www.speedhive.com](http://www.speedhive.com) and [www.smart-timing.co.uk](http://www.smart-timing.co.uk)



**Jim Clark Memorial Meeting**
**Sorted on Laps**

Scottish Formula Ford 1600 Championship

Knockhill 1.267 miles

Race 4 - 1st Race

08/04/2018 12:15

Race (12 Laps) started at 12:26:19

Pos	No.	Name	Make/Model	CC	Class Code	Laps	Total Tm	Diff	Best Tm	In Lap	2nd Best
1	1	Ross MARTIN	Ray GR17	1600	FFA	12	10:55.927		54.058	9	54.164
2	88	Sebastian MELROSE	Ray GR14	1600	FFA	12	11:05.315	9.388	54.723	10	54.938
3	3	Neil BROOME	Ray GR17	1600	FFA	12	11:10.674	14.747	54.925	11	55.027
4	92	Matthew CHISHOLM	Van Diemen RF00	1600	FFA	12	11:12.712	16.785	54.813	11	54.939
5	30	Steven BARLOW	Ray GR09	1600	FFA	12	11:16.518	20.591	55.177	8	55.209
6	70	Gary SYKES	Ray GR10	1600	FFA	12	11:16.617	20.690	55.075	8	55.167
7	78	James CLARKE	Mygale SJ08	1600	FFA	12	11:23.968	28.041	55.811	11	55.887
8	77	Fraser GRAY	Ray GR14	1600	FFA	12	11:43.647	47.720	56.342	7	56.428
<b>Not classified</b>											
DNF	33	Jordan GRONKOWSKI	Van Diemen JL012K	1600	FFA	3	2:48.900	DNF	54.642	3	55.285
DNS	29	Ross HOWE	Van Diemen RF99	1600	FFA			DNS		0	

**Announcements**

New Track Record (54.058) for SMRC FF1600 (A) by Ross MARTIN.

Margin of Victory	Avg. Speed	Best Lap Tm	Best Speed	Best Lap by
9.388	83.439	54.058	84.369	1 - Ross MARTIN

Clerk of the Course.

Orbits

Sig : Time :

Chief Timekeeper : Ian Sharp (SMART Timing)

 Results available at [www.speedhive.com](http://www.speedhive.com) and [www.smart-timing.co.uk](http://www.smart-timing.co.uk)

Printed: 09/04/2018 18:49:52



## Jim Clark Memorial Meeting

Scottish Formula Ford 1600 Championship

Knockhill 1.267 miles

Race 4 - 1st Race

08/04/2018 12:15

Race (12 Laps) started at 12:26:19

Lap	Time of Day	Lap Tm	S1	S2	S3	S3Spd	SFSpd
<b>(1) Ross MARTIN</b>							
1	12:27:17.078			20.398	16.485	101.987	92.690
2	12:28:11.578	<b>54.500</b>	17.995	20.234	16.271	102.611	92.947
3	12:29:06.215	<b>54.637</b>	17.809	20.518	16.310	102.142	93.595
4	12:30:00.654	<b>54.439</b>	17.758	20.297	16.384	102.926	<b>93.726</b>
5	12:30:55.131	<b>54.477</b>	17.750	20.436	16.291	102.298	93.595
6	12:31:49.375	<b>54.244</b>	17.660	20.288	16.296	102.454	93.595
7	12:32:43.539	<b>54.164</b>	17.700	20.221	16.243	102.768	93.595
8	12:33:37.865	<b>54.326</b>	17.742	20.212	16.372	103.084	93.465
9	12:34:31.923	<b>54.058</b>	17.652	<b>20.139</b>	16.267	<b>103.242</b>	93.595
10	12:35:26.200	<b>54.277</b>	17.713	20.338	<b>16.226</b>	<b>103.242</b>	93.465
11	12:36:20.742	<b>54.542</b>	<b>17.650</b>	20.429	16.463	102.611	93.335
12	12:37:15.825	<b>55.083</b>	17.973	20.510	16.600	102.298	92.435

Lap	Time of Day	Lap Tm	S1	S2	S3	S3Spd	SFSpd
<b>(88) Sebastian MELROSE</b>							
1	12:27:19.463			20.892	16.817	102.926	93.465
2	12:28:14.633	<b>55.170</b>	18.066	20.599	16.505	<b>103.721</b>	94.518
3	12:29:09.739	<b>55.106</b>	17.869	20.642	16.595	103.402	<b>94.785</b>
4	12:30:04.927	<b>55.188</b>	17.989	20.570	16.629	103.561	<b>93.857</b>
5	12:31:00.268	<b>55.341</b>	18.028	20.717	16.596	102.768	93.857
6	12:31:55.450	<b>55.182</b>	17.925	20.699	16.558	102.611	93.595
7	12:32:50.567	<b>55.117</b>	18.028	20.677	16.412	102.926	<b>93.857</b>
8	12:33:45.543	<b>54.976</b>	<b>17.809</b>	20.681	16.486	102.611	93.857
9	12:34:40.614	<b>55.071</b>	17.879	20.658	16.534	101.832	93.726
10	12:35:35.337	<b>54.723</b>	17.816	<b>20.528</b>	<b>16.379</b>	103.084	93.988
11	12:36:30.275	<b>54.938</b>	17.824	20.561	16.553	103.084	93.857
12	12:37:25.213	<b>54.938</b>	17.902	20.590	16.446	102.926	94.252

Lap	Time of Day	Lap Tm	S1	S2	S3	S3Spd	SFSpd
<b>(3) Neil BROOME</b>							
1	12:27:21.178			21.113	17.051	103.084	93.205
2	12:28:16.782	<b>55.604</b>	18.199	20.540	16.865	<b>104.856</b>	94.785
3	12:29:13.109	<b>56.327</b>	18.481	21.010	16.836	104.204	<b>95.323</b>
4	12:30:08.428	<b>55.319</b>	18.012	20.609	16.698	103.084	94.120
5	12:31:03.925	<b>55.497</b>	18.048	20.684	16.765	103.084	<b>95.120</b>
6	12:31:59.304	<b>55.379</b>	18.015	20.590	16.774	103.242	94.518
7	12:32:54.828	<b>55.524</b>	18.085	20.612	16.827	103.242	93.857
8	12:33:49.855	<b>55.027</b>	17.975	20.430	16.622	103.721	94.651
9	12:34:45.224	<b>55.369</b>	<b>17.889</b>	20.586	16.894	99.863	93.335
10	12:35:40.515	<b>55.291</b>	18.040	20.415	16.836	103.561	93.465
11	12:36:35.440	<b>54.925</b>	17.968	<b>20.345</b>	<b>16.612</b>	103.882	94.518
12	12:37:30.572	<b>55.132</b>	17.917	20.518	16.697	103.084	93.857

Lap	Time of Day	Lap Tm	S1	S2	S3	S3Spd	SFSpd
<b>(92) Matthew CHISHOLM</b>							
1	12:27:21.483			21.049	16.998	101.524	92.308
2	12:28:17.217	<b>55.734</b>	18.216	20.728	16.790	102.142	92.690
3	12:29:13.661	<b>56.444</b>	18.364	20.935	17.145	102.611	<b>93.076</b>
4	12:30:10.180	<b>56.519</b>	18.565	20.680	17.274	<b>102.926</b>	90.932
5	12:31:06.154	<b>55.974</b>	18.545	20.712	16.717	101.066	91.427
6	12:32:01.387	<b>55.233</b>	18.046	20.577	16.610	100.611	91.802
7	12:32:56.379	<b>54.992</b>	17.866	20.486	16.640	101.678	91.802
8	12:33:51.977	<b>55.598</b>	17.960	20.836	16.802	101.524	91.303
9	12:34:47.652	<b>55.675</b>	18.234	20.700	16.741	100.914	91.552
10	12:35:42.858	<b>55.206</b>	18.049	20.557	16.600	100.611	92.054
11	12:36:37.671	<b>54.813</b>	<b>17.811</b>	<b>20.441</b>	<b>16.561</b>	101.218	92.054
12	12:37:32.610	<b>54.939</b>	17.820	20.456	16.663	101.524	91.552

Lap	Time of Day	Lap Tm	S1	S2	S3	S3Spd	SFSpd
<b>(30) Steven BARLOW</b>							
1	12:27:22.198			21.265	17.049	103.242	93.465
2	12:28:18.228	<b>56.030</b>	18.491	20.901	16.638	102.611	93.205
3	12:29:14.154	<b>55.926</b>	18.131	20.959	16.836	101.371	94.120
4	12:30:10.485	<b>56.331</b>	18.348	20.933	17.050	102.768	93.205
5	12:31:06.985	<b>56.500</b>	19.092	20.891	<b>16.517</b>	102.768	<b>94.785</b>
6	12:32:02.392	<b>55.407</b>	18.183	20.700	16.524	103.721	94.651
7	12:32:57.601	<b>55.209</b>	17.973	20.659	16.577	<b>104.204</b>	94.785
8	12:33:52.778	<b>55.177</b>	17.989	<b>20.646</b>	16.542	103.084	94.785
9	12:34:48.317	<b>55.539</b>	18.240	20.722	16.577	104.043	93.465
10	12:35:44.634	<b>56.317</b>	18.336	20.795	17.186	102.768	94.385
11	12:36:40.216	<b>55.582</b>	<b>17.953</b>	20.800	16.829	102.298	93.205
12	12:37:36.416	<b>56.200</b>	18.077	20.963	17.160	102.142	92.818

Lap	Time of Day	Lap Tm	S1	S2	S3	S3Spd	SFSpd
<b>(70) Gary SYKES</b>							
1	12:27:20.181			21.160	16.900	101.832	92.181
2	12:28:16.545	<b>56.364</b>	18.307	21.114	16.943	101.524	91.802

Lap	Time of Day	Lap Tm	S1	S2	S3	S3Spd	SFSpd
3	12:29:13.001	<b>56.456</b>	18.348	21.193	16.915	101.371	92.181
4	12:30:10.207	<b>57.206</b>	18.797	20.897	17.512	102.454	91.677
5	12:31:06.451	<b>56.244</b>	18.966	20.575	16.703	102.611	93.205
6	12:32:02.010	<b>55.559</b>	18.193	20.696	16.670	102.926	92.562
7	12:32:57.177	<b>55.167</b>	17.828	20.580	16.759	102.768	<b>93.690</b>
8	12:33:52.252	<b>55.075</b>	<b>17.786</b>	20.780	<b>16.509</b>	102.454	<b>93.857</b>
9	12:34:48.415	<b>56.163</b>	18.369	20.562	17.232	102.768	92.308
10	12:35:44.460	<b>56.045</b>	18.562	20.632	16.851	103.721	92.181
11	12:36:40.415	<b>55.955</b>	18.490	<b>20.547</b>	16.918	102.454	93.335
12	12:37:36.515	<b>56.100</b>	18.277	20.679	17.144	<b>104.043</b>	91.802

Lap	Time of Day	Lap Tm	S1	S2	S3	S3Spd	SFSpd
<b>(78) James CLARKE</b>							
1	12:27:23.386			21.246	17.418	100.762	89.716
2	12:28:20.168	<b>56.782</b>	18.517	21.033	17.232	101.678	89.358
3	12:29:17.330	<b>57.162</b>	18.224	21.184	17.754	101.832	89.002
4	12:30:13.732	<b>56.402</b>	18.076	21.230	17.096	100.762	89.957
5	12:31:09.946	<b>56.214</b>	18.055	20.919	17.240	101.371	<b>90.077</b>
6	12:32:06.345	<b>56.399</b>	18.014	21.320	17.065	101.678	90.077
7	12:33:02.583	<b>56.238</b>	17.990	21.110	17.138	<b>101.987</b>	89.002
8	12:33:59.718	<b>57.135</b>	18.044	21.949	17.142	100.161	89.358
9	12:34:55.605	<b>55.887</b>	17.941	20.918	<b>17.028</b>	100.310	89.358
10	12:35:52.065	<b>56.460</b>	18.401	21.029	17.030	100.011	89.477
11	12:36:47.876	<b>55.811</b>	<b>17.888</b>	<b>20.781</b>	17.142	100.310	89.596
12	12:37:43.866	<b>55.990</b>	17.936	20.914	17.140	100.611	89.716

Lap	Time of Day	Lap Tm	S1	S2	S3	S3Spd	SFSpd
<b>(77) Fraser GRAY</b>							
1	12:27:22.808			21.528	17.045	101.218	92.690
2	12:28:19.716	<b>56.908</b>	18.570	21.263	17.075	<b>102.298</b>	91.179
3	12:29:16.444	<b>56.728</b>	18.375	21.327	17.026	101.218	92.690
4	12:30:12.931	<b>56.487</b>	18.413	21.300	<b>16.774</b>	101.524	92.947
5	12:31:09.359	<b>56.428</b>	18.312	21.213	16.903	101.218	92.690
6	12:32:05.808	<b>56.449</b>	18.299	21.358	16.792	101.218	92.562
7	12:33:02.150	<b>56.342</b>	18.303	<b>20.957</b>	17.082	101.987	91.427
8	12:34:15.288	<b>1:13.138</b>	<b>18.275</b>	37.236	17.627	96.419	91.552
9	12:35:12.693	<b>57.405</b>	18.857	21.344	17.204	101.066	91.179
10	12:36:09.890	<b>57.197</b>	18.539	21.547	17.111	100.460	<b>93.076</b>
11	12:37:06.647	<b>56.757</b>	18.491	21.406	16.860	101.371	92.690
12	12:38:03.545	<b>56.898</b>	18.369	21.367	17.162	101.371	92.818

Lap
-----

## Jim Clark Memorial Meeting

## Lapchart

Scottish Formula Ford 1600 Championship

Knockhill 1.267 miles

Race 4 - 1st Race

08/04/2018 12:15

Race (12 Laps) started at 12:26:19

Competitors	Laps											
	1	2	3	4	5	6	7	8	9	10	11	12
Ross MARTIN (1)	1	1	1	1	1	1	1	1	1	1	1	1
Jordan GRONKOWSKI (33)	2	33	33	33	88	88	88	88	88	88	88	88
Sebastian MELROSE (88)	3	88	88	88	3	3	3	3	3	3	3	3
Gary SYKES (70)	4	70	70	70	92	92	92	92	92	92	92	92
Neil BROOME (3)	5	3	3	3	70	70	70	70	70	30	70	30
Matthew CHISHOLM (92)	6	92	92	92	30	30	30	30	30	70	30	70
Steven BARLOW (30)	7	30	30	30	77	77	77	77	78	78	78	78
Fraser GRAY (77)	8	77	77	77	78	78	78	78	77	77	77	77
James CLARKE (78)	9	78	78	78								
-	10											

Margin of Victory	Avg. Speed	Best Lap Tm	Best Speed	Best Lap by
9.388	83.439	54.058	84.369	1 - Ross MARTIN

Clerk of the Course.

Sig : Time :  
 Chief Timekeeper : Ian Sharp (SMART Timing)

Results available at [www.speedhive.com](http://www.speedhive.com) and [www.smart-timing.co.uk](http://www.smart-timing.co.uk)

Printed: 09/04/2018 18:50:44



Orbits





# Jim Clark Memorial Meeting

Scottish Formula Ford 1600 Championship

Knockhill 1.267 miles

Race 10 - 2nd Race

08/04/2018 15:35

Race (12 Laps) started at 15:40:19

POLE POSITION

2	88 Sebastian MELROSE
4	92 Matthew CHISHOLM
6	70 Gary SYKES
8	77 Fraser GRAY
10	29 Ross HOWE

1	1 Ross MARTIN
3	3 Neil BROOME
5	30 Steven BARLOW
7	78 James CLARKE
9	33 Jordan GRONKOWSKI

1  
2  
3  
4  
5

Clerk of the Course.

Sig :                      Time :  
Chief Timekeeper : Ian Sharp (SMART Timing)

Results available at [www.speedhive.com](http://www.speedhive.com) and [www.smart-timing.co.uk](http://www.smart-timing.co.uk)

Orbits





# Race Results



Bulletin No. \_\_\_\_\_

## Jim Clark Memorial Meeting

Sorted on Laps

Scottish Classic Sports & Saloons

Knockhill 1.267 miles

Race 5 - 1st Race - AMENDED RESULT

08/04/2018 13:30

Race (14 Laps) started at 13:30:29

Pos	No.	Name	Make/Model	CC	Class Code	Laps	Total Tm	Diff	Best Tm	In Lap	2nd Best
1	75	Robert BREMNER	AC Cobra	4700	CC	14	15:32.472		57.414	5	57.457
2	63	John KINMOND	Rover 3500	3500	CE	14	15:40.939	8.467	58.644	2	58.744
3	49	Raymond BOYD	Porsche 911	2998	CE	14	15:41.157	8.685	59.600	6	59.775
4	21	Jimmy CROW	Ford Escort	2000	CB	14	15:53.338	20.866	1:01.204	3	1:01.390
5	1	Alastair BAPTIE	Fiat X1/9	1498	CA	14	15:56.470	23.998	1:00.620	9	1:00.918
6	27	Mario FERRARI	Alfa Sprint Trofeo	1498	CA	14	16:00.315	27.843	1:02.737	14	1:03.658
7	33	Martin RAMSAY	Ford Fiesta XR2	1600	XR	13	15:55.028	1 Lap	1:05.601	13	1:05.890
8	10	Andy WALKER	Mallock Type R	1600	CG	13	15:56.687	1 Lap	1:04.921	13	1:05.582
9	5	Michael LONGSTAFFE	MG Midget	1380	CA	13	16:01.704	1 Lap	1:04.658	6	1:05.470
10	64	Duncan FOX	Ford Fiesta XR2	1600	XR	13	16:08.049	1 Lap	1:06.567	13	1:07.950
11	66	Duncan O'NEILL	Ford Fiesta XR2	1600	XR	13	16:08.464	1 Lap	1:07.309	13	1:08.139

### Not classified

DNF	57	Bruce MITCHELL	Lotus Europa TC	1760	CB	8	12:01.755	DNF	59.164	6	59.481
DNF	78	Andrew GRAHAM	Triumph TR8	3900	CE	7	7:29.612	DNF	59.052	3	59.300
DNF	6	George LEITCH	Ford Fiesta	1400	CB	2	2:12.786	DNF	1:02.768	2	
DNS	17	Charlie COPE	VW Golf Gti	1800	CB			DNS		0	
DNS	20	William CONWAY	Mini Clubman GT	1380	CA			DNS		0	
DNS	91	Craig HOUSTON	Lotus Excel	2000	CB			DNS		0	

### Announcements

- New Track Record (58.644) for SMRC Classic S/S (E) by John KINMOND.
- New Track Record (59.164) for SMRC Classic S/S (B) by Bruce MITCHELL.
- New Track Record (1:00.620) for SMRC Classic S/S (A) by Alastair BAPTIE.
- New Track Record (1:05.601) for SMRC Ford Fiesta by Martin RAMSAY.
- New Track Record (1:04.921) for SMRC Classic S/S (G) by Andy WALKER.
- Race distance increased to 14 Laps - 2 Laps completed behind the Safety Car.
- 14:02 AMENDED RESULT - Car No's 64 & 66 reversed, gaining advantage under yellow flag.

Margin of Victory	Avg. Speed	Best Lap Tm	Best Speed	Best Lap by
8.467	68.476	57.414	79.438	75 - Robert BREMNER

Clerk of the Course.

Orbits

Sig : Time :  
Chief Timekeeper : Ian Sharp (SMART Timing)

Results available at [www.speedhive.com](http://www.speedhive.com) and [www.smart-timing.co.uk](http://www.smart-timing.co.uk)

Printed: 09/04/2018 17:32:52





## Jim Clark Memorial Meeting

Scottish Classic Sports & Saloons

Knockhill 1.267 miles

Race 5 - 1st Race - AMENDED RESULT

08/04/2018 13:30

Race (14 Laps) started at 13:30:29

Lap	Time of Day	Lap Tm	S1	S2	S3	S3Spd	SFSpd
<b>(75) Robert BREMNER</b>							
1	13:31:31.560			21.990	17.092	110.374	105.349
2	13:32:29.390	<b>57.830</b>	18.991	21.837	17.002	111.846	105.020
3	13:33:28.123	<b>58.733</b>	18.888	22.499	17.346	108.413	104.856
4	13:34:27.004	<b>58.881</b>	18.844	22.507	17.530	110.922	104.366
5	13:35:24.418	<b>57.414</b>	18.628	21.892	16.894	112.033	<b>105.681</b>
6	13:36:22.405	<b>57.987</b>	18.820	21.974	17.193	111.474	104.366
7	13:37:21.156	<b>58.751</b>	19.553	21.834	17.364	111.105	103.084
8	13:38:18.613	<b>57.457</b>	18.942	<b>21.532</b>	16.983	<b>112.220</b>	104.366
9	13:39:18.911	<b>1:00.298</b>	19.193	22.824	18.281	111.290	100.460
10	13:40:26.102	<b>1:07.191</b>	18.760	22.092	26.339	109.296	48.984
11	13:42:38.445	<b>2:12.343</b>	41.336	53.058	37.949	35.507	45.221
12	13:44:07.185	<b>1:28.740</b>	34.907	32.595	21.238	97.967	88.649
13	13:45:04.845	<b>57.660</b>	18.963	21.825	<b>16.872</b>	111.290	105.349
14	13:46:02.357	<b>57.512</b>	<b>18.421</b>	22.099	16.992	109.474	104.529

<b>(63) John KINMOND</b>							
1	13:31:32.454			22.247	<b>17.301</b>	<b>110.374</b>	<b>99.419</b>
2	13:32:31.098	<b>58.644</b>	<b>18.789</b>	<b>22.042</b>	17.813	110.193	94.252
3	13:33:29.933	<b>58.835</b>	19.045	22.266	17.524	107.890	96.005
4	13:34:29.337	<b>59.404</b>	19.043	22.639	17.722	107.890	96.558
5	13:35:28.334	<b>58.997</b>	19.084	22.314	17.599	108.941	96.598
6	13:36:27.078	<b>58.744</b>	18.983	22.201	17.560	108.238	95.868
7	13:37:27.865	<b>1:00.787</b>	19.666	23.346	17.775	105.349	95.188
8	13:38:27.248	<b>59.383</b>	19.247	22.474	17.662	107.544	93.857
9	13:39:26.882	<b>59.634</b>	19.206	22.628	17.800	107.890	95.053
10	13:40:29.531	<b>1:02.649</b>	19.517	23.014	20.118	91.552	67.310
11	13:42:40.452	<b>2:10.921</b>	40.783	53.348	36.790	40.647	42.339
12	13:44:08.593	<b>1:28.141</b>	35.861	32.351	19.929	91.677	81.244
13	13:45:10.943	<b>1:02.350</b>	21.787	23.010	17.553	104.856	96.976
14	13:46:10.824	<b>59.881</b>	19.470	22.923	17.488	106.859	96.836

<b>(49) Raymond BOYD</b>							
1	13:31:34.217			22.978	17.647	<b>104.366</b>	96.005
2	13:32:34.367	<b>1:00.150</b>	19.473	22.722	17.955	101.678	94.651
3	13:33:34.625	<b>1:00.258</b>	19.603	22.648	18.007	103.561	93.595
4	13:34:35.668	<b>1:01.043</b>	19.854	23.198	17.991	104.204	<b>97.117</b>
5	13:35:35.718	<b>1:00.050</b>	19.562	22.709	17.779	103.561	96.005
6	13:36:35.318	<b>59.600</b>	<b>19.455</b>	22.590	17.555	103.402	96.281
7	13:37:35.326	<b>1:00.008</b>	19.630	22.587	17.791	103.242	96.697
8	13:38:36.153	<b>1:00.827</b>	20.210	22.820	17.797	103.561	96.697
9	13:39:37.359	<b>1:01.206</b>	19.547	23.288	18.371	101.832	93.205
10	13:40:44.608	<b>1:07.249</b>	19.992	25.468	21.789	76.782	80.755
11	13:42:42.599	<b>1:57.991</b>	28.312	53.928	35.751	40.845	48.593
12	13:44:11.031	<b>1:28.432</b>	36.164	32.320	19.948	80.950	86.590
13	13:45:11.267	<b>1:00.236</b>	20.315	<b>22.380</b>	17.541	104.366	94.518
14	13:46:11.042	<b>59.775</b>	19.593	22.801	<b>17.381</b>	103.242	96.697

<b>(21) Jimmy CROW</b>							
1	13:31:36.009			23.415	<b>17.849</b>	<b>97.824</b>	89.239
2	13:32:38.002	<b>1:01.993</b>	20.463	<b>23.269</b>	18.261	97.824	<b>90.077</b>
3	13:33:39.206	<b>1:01.204</b>	19.972	23.365	17.867	97.399	89.239
4	13:34:40.908	<b>1:01.730</b>	20.027	23.615	18.060	97.257	89.358
5	13:35:42.298	<b>1:01.399</b>	20.067	23.302	18.021	96.836	89.120
6	13:36:43.728	<b>1:01.430</b>	20.049	23.454	17.927	96.836	89.239
7	13:37:45.961	<b>1:02.233</b>	20.408	23.674	18.151	96.697	89.120
8	13:38:47.716	<b>1:01.755</b>	20.064	23.681	18.010	96.976	89.120
9	13:39:50.472	<b>1:02.756</b>	<b>19.959</b>	23.787	19.010	96.281	88.767
10	13:40:52.468	<b>1:01.996</b>	20.245	23.515	18.236	96.419	88.183
11	13:42:43.061	<b>1:50.593</b>	22.260	52.806	35.527	38.194	59.178
12	13:44:11.437	<b>1:28.376</b>	37.111	31.802	19.463	82.341	83.571
13	13:45:14.176	<b>1:02.739</b>	20.917	23.966	17.856	95.731	87.040
14	13:46:23.223	<b>1:09.047</b>	21.164	26.595	21.288	80.368	75.064

<b>(1) Alastair BAPTIE</b>							
1	13:31:38.820			24.060	18.776	93.335	83.675
2	13:32:40.987	<b>1:02.167</b>	19.968	23.514	18.685	90.686	83.054
3	13:33:42.717	<b>1:01.730</b>	20.091	22.966	18.673	92.181	83.157
4	13:34:45.882	<b>1:03.165</b>	20.269	24.364	18.532	92.054	83.885
5	13:35:46.989	<b>1:01.107</b>	19.701	22.927	18.479	92.435	84.200
6	13:36:47.907	<b>1:00.918</b>	19.747	22.669	18.502	<b>93.988</b>	83.885
7	13:37:49.679	<b>1:01.772</b>	20.062	23.371	18.339	90.442	83.989
8	13:38:52.145	<b>1:02.466</b>	20.826	23.205	18.435	91.179	84.412

9	13:39:52.765	<b>1:00.620</b>	<b>19.555</b>	<b>22.586</b>	18.479	93.988	83.260
10	13:41:07.473	<b>1:14.708</b>	20.224	28.737	25.747	62.022	55.830
11	13:42:53.293	<b>1:45.820</b>	27.516	39.650	38.654	30.629	60.676
12	13:44:22.117	<b>1:28.824</b>	32.779	33.902	22.143	69.614	76.782
13	13:45:24.550	<b>1:02.433</b>	20.343	23.668	18.422	87.266	<b>84.625</b>
14	13:46:26.355	<b>1:01.805</b>	19.656	23.814	<b>18.335</b>	90.932	84.095

<b>(27) Mario FERRARI</b>							
1	13:31:40.363			24.527	19.077	<b>92.308</b>	82.442
2	13:32:44.088	<b>1:03.725</b>	20.964	23.816	18.945	91.552	<b>83.780</b>
3	13:33:47.771	<b>1:03.683</b>	20.873	23.888	18.922	91.427	83.363
4	13:34:51.854	<b>1:04.083</b>	21.067	24.132	18.884	90.442	83.157
5	13:35:55.821	<b>1:03.967</b>	21.336	23.561	19.070	90.686	82.849
6	13:36:59.479	<b>1:03.658</b>	20.941	23.665	19.052	90.809	82.543
7	13:38:03.651	<b>1:04.172</b>	21.669	<b>23.535</b>	18.968	91.303	82.039
8	13:39:07.806	<b>1:04.155</b>	21.384	23.721	19.050	91.552	82.747
9	13:40:16.638	<b>1:08.832</b>	21.013	23.677	24.142	91.552	83.638
10	13:41:43.600	<b>1:26.962</b>	32.554	29.655	24.753	72.314	71.164
11	13:42:57.345	<b>1:13.745</b>	24.972	27.922	20.851	77.851	72.549
12	13:44:22.684	<b>1:25.339</b>	29.858	34.099	21.382	70.565	77.581
13	13:45:27.463	<b>1:04.779</b>	21.492	24.498	18.789	90.077	83.467
14	13:46:30.200	<b>1:02.737</b>	<b>20.476</b>	23.696	<b>18.565</b>	90.077	82.951

<b>(33) Martin RAMSAY</b>							
1	13:31:44.272			25.822	20.220	82.747	74.399
2	13:32:50.736	<b>1:06.464</b>	21.477	24.802	20.185	82.849	74.234
3	13:33:57.082	<b>1:06.346</b>	21.574	24.704	20.068	83.467	74.813
4	13:35:03.853	<b>1:06.771</b>	21.633	25.147	19.991	83.054	<b>75.233</b>
5	13:36:09.984	<b>1:06.131</b>	21.530	24.694	19.907	83.467	74.647
6	13:37:15.993	<b>1:06.009</b>	21.652	24.634	<b>19.723</b>	83.780	74.981
7	13:38:21.883	<b>1:05.890</b>	21.302	24.708	19.880	82.849	74.316
8	13:39:28.022	<b>1:06.139</b>	<b>21.121</b>	24.498	20.520	<b>83.885</b>	73.664
9	13:40:35.872	<b>1:07.850</b>	21.409	24.485	21.956	83.780	67.108
10	13:42:42.202	<b>2:06.330</b>	36.460	53.477	36.393	40.994	48.984
11	13:44:11.071	<b>1:28.869</b>	36.020	32.322	20.527	79.043	74.399
12	13:45:19.312	<b>1:08.241</b>	22.361	25.040	20.840	82.849	74.316
13	13:46:24.913	<b>1:05.601</b>	21.309	<b>24.383</b>	19.909	82.849	74.564

<b>(10) Andy WALKER</b>							
1	13:31:50.644			26.127	23.266	95.053	82.139
2	13:32:58.867	<b>1:08.223</b>	22.840	25.502	19.881	93.857	89.716
3	13:34:05.598	<b>1:06.731</b>	22.286	25.012	19.433	<b>98.979</b>	89.477
4	13:35:13.349	<b>1:07.751</b>	22.854	25.180	19.717	94.651	<b>92.947</b>
5	13:36:20.413	<b>1:07.064</b>	22.112	25.327	19.625	96.005	90.932
6							



## Jim Clark Memorial Meeting

Scottish Classic Sports & Saloons

Knockhill 1.267 miles

Race 5 - 1st Race - AMENDED RESULT

08/04/2018 13:30

Race (14 Laps) started at 13:30:29

Lap	Time of Day	Lap Tm	S1	S2	S3	S3Spd	SFSpd	Lap	Time of Day	Lap Tm	S1	S2	S3	S3Spd	SFSpd
6	13:37:32.710	1:09.436	22.516	26.417	20.503	80.658	74.070								
7	13:38:42.080	1:09.370	23.761	25.158	20.451	82.240	73.422								
8	13:39:50.030	1:07.950	22.078	25.361	20.511	81.540	73.022								
9	13:41:00.969	1:10.939	22.398	26.757	21.784	79.985	70.270								
10	13:42:51.271	1:50.302	26.540	46.209	37.553	31.329	67.854								
11	13:44:21.930	1:30.659	33.594	34.377	22.688	70.050	73.182								
12	13:45:31.367	1:09.437	23.354	25.098	20.985	81.244	73.826								
13	13:46:37.934	1:06.567	21.747	24.757	20.063	82.139	74.152								

(66) Duncan O'NEILL

1	13:31:46.372			26.563	20.450	83.157	72.314								
2	13:32:55.301	1:08.929	22.637	25.738	20.554	83.054	74.316								
3	13:34:04.449	1:09.148	22.454	25.922	20.772	83.260	74.399								
4	13:35:13.121	1:08.672	22.621	25.563	20.488	82.747	74.234								
5	13:36:23.504	1:10.383	23.463	26.323	20.597	83.675	74.564								
6	13:37:33.026	1:09.522	22.714	26.116	20.692	77.135	73.989								
7	13:38:42.315	1:09.289	23.699	25.205	20.385	84.518	73.022								
8	13:39:50.454	1:08.139	22.221	25.285	20.633	83.260	73.745								
9	13:41:01.051	1:10.597	22.304	27.389	20.904	81.048	73.907								
10	13:42:49.951	1:48.900	23.166	48.780	36.954	32.341	71.089								
11	13:44:21.113	1:31.162	34.200	34.015	22.947	71.391	74.152								
12	13:45:30.040	1:08.927	22.627	25.959	20.341	81.244	75.064								
13	13:46:37.349	1:07.309	22.028	24.943	20.338	82.039	74.316								

(57) Bruce MITCHELL

1	13:31:36.863			23.313	18.197	101.066	92.435								
2	13:32:37.460	1:00.597	20.239	22.809	17.549	102.768	93.857								
3	13:33:37.707	1:00.247	20.136	22.353	17.758	102.298	94.252								
4	13:34:37.188	59.481	19.455	22.627	17.399	102.298	94.385								
5	13:35:37.571	1:00.383	19.931	22.941	17.511	102.298	92.690								
6	13:36:36.735	59.164	19.510	22.123	17.531	102.454	95.323								
7	13:37:50.175	1:13.440	32.348	23.819	17.273	101.066	95.188								
8	13:42:31.640	4:41.465	29.250	24.529	3:47.686	100.011	20.706								

(78) Andrew GRAHAM

1	13:31:36.241				17.341	107.544	100.762								
2	13:32:35.541	59.300			17.318	107.890	100.310								
3	13:33:34.593	59.052			17.435	108.764	99.714								
4	13:34:35.270	1:00.677			17.175	108.238	100.460								
5	13:35:34.744	59.474			18.046	107.030	93.595								
6	13:36:36.303	1:01.559			18.174	102.926	87.494								
7	13:37:59.497	1:23.194			25.186	65.471	31.521								

(6) George LEITCH

1	13:31:39.903			24.649	19.012	91.303	87.380								
2	13:32:42.671	1:02.768	20.304	23.924	18.540	90.198	86.368								

Clerk of the Course.

Sig : Time :  
Chief Timekeeper : Ian Sharp (SMART Timing)

Results available at [www.speedhive.com](http://www.speedhive.com) and [www.smart-timing.co.uk](http://www.smart-timing.co.uk)

Printed: 09/04/2018 18:45:42

Orbits





## Jim Clark Memorial Meeting

## Lapchart

Scottish Classic Sports & Saloons

Knockhill 1.267 miles

Race 5 - 1st Race - AMENDED RESULT

08/04/2018 13:30

Race (14 Laps) started at 13:30:29

Competitors	Laps													
	1	2	3	4	5	6	7	8	9	10	11	12	13	14
Robert BREMNER (75)	1	75	75	75	75	75	75	75	75	75	75	75	75	75
John KINMOND (63)	2	63	63	63	63	63	63	63	63	63	63	63	63	63
Raymond BOYD (49)	3	49	49	78	78	78	49	49	49	49	49	49	49	49
Jimmy CROW (21)	4	21	78	49	49	49	78	21	21	21	21	21	21	21
Andrew GRAHAM (78)	5	78	57	57	57	57	57	1	1	1	1	1	1	1
Bruce MITCHELL (57)	6	57	21	21	21	21	21	57	27	27	27	27	27	27
Alastair BAPTIE (1)	7	1	1	1	1	1	1	78	5	5	5	5	33	33
George LEITCH (6)	8	6	6	27	27	27	27	27	33	33	33	33	10	10
Mario FERRARI (27)	9	27	27	5	5	5	5	5	10	10	10	10	5	5
Michael LONGSTAFFE (5)	10	5	5	33	33	33	33	33	64	64	66	66	66	66
Martin RAMSAY (33)	11	33	33	64	64	10	10	10	66	66	64	64	64	64
Duncan FOX (64)	12	64	64	66	66	64	64	64	57					
Duncan O'NEILL (66)	13	66	66	10	10	66	66	66						
Andy WALKER (10)	14	10	10											
-	15													
-	16													
-	17													

Margin of Victory	Avg. Speed	Best Lap Tm	Best Speed	Best Lap by
8.467	68.476	57.414	79.438	75 - Robert BREMNER

Clerk of the Course.

Orbits

Sig : Time :  
Chief Timekeeper : Ian Sharp (SMART Timing)

Results available at [www.speedhive.com](http://www.speedhive.com) and [www.smart-timing.co.uk](http://www.smart-timing.co.uk)

Printed: 09/04/2018 18:46:18





## Jim Clark Memorial Meeting

Scottish Classic Sports & Saloons

Knockhill 1.267 miles

Race 11 - 2nd Race

08/04/2018 16:00

Race (12 Laps) started at 16:01:11

POLE POSITION

**2**  
63 John KINMOND

**4**  
21 Jimmy CROW

**6**  
27 Mario FERRARI

**8**  
10 Andy WALKER

**10**  
64 Duncan FOX

**12**  
57 Bruce MITCHELL

**14**  
6 George LEITCH

**16**  
20 William CONWAY

**1**  
75 Robert BREMNER

**3**  
49 Raymond BOYD

**5**  
1 Alastair BAPTIE

**7**  
33 Martin RAMSAY

**9**  
5 Michael LONGSTAFFE

**11**  
66 Duncan O'NEILL

**13**  
78 Andrew GRAHAM

**15**  
17 Charlie COPE

**17**  
91 Craig HOUSTON

1  
2  
3  
4  
5  
6  
7  
8  
9

Clerk of the Course.

Sig : Time :

Chief Timekeeper : Ian Sharp (SMART Timing)

Results available at [www.speedhive.com](http://www.speedhive.com) and [www.smart-timing.co.uk](http://www.smart-timing.co.uk)

Printed: 09/04/2018 18:46:54

Orbits





# Race Results



Bulletin No. \_\_\_\_\_

## Jim Clark Memorial Meeting

Sorted on Laps

Scottish BMW & SMTA Fiesta & Hot Hatch Championship

Knockhill 1.267 miles

Race 6 - 1st Race

08/04/2018 13:55

Race (13 Laps) started at 13:58:18

Pos	No.	Name	Make/Model	CC	Class Code	Laps	Total Tm	Diff	Best Tm	In Lap	2nd Best
1	61	Peter CRUICKSHANK	Ford Fiesta ST	2000	ST	13	14:36.954		1:02.407	6	1:02.435
2	37	Russell MORGAN	Ford Fiesta ST	2000	ST	13	14:38.072	1.118	1:02.383	6	1:02.408
3	27	Cameron BRYANT	Ford Fiesta ST	2000	ST	13	14:38.235	1.281	1:02.293	6	1:02.314
4	3	Ryan STIRLING	Ford Fiesta ST	2000	ST	13	14:44.042	7.088	1:02.727	7	1:02.814
5	24	Steven GRAY	Ford Fiesta ST	2000	ST	13	14:44.269	7.315	1:02.485	10	1:02.629
6	2	Ray MacDOWALL	BMW Compact	1900	BMWCC	13	15:05.804	28.850	1:04.755	6	1:04.792
7	85	Blair MURDOCH	Ford Fiesta ST	2000	ST	13	15:06.407	29.453	1:04.501	6	1:04.701
8	53	Annie BUTTERWORTH	BMW Compact	1900	BMWCN	13	15:06.544	29.590	1:04.424	13	1:04.826
9	19	Aiden WARD	Ford Fiesta ST	2000	ST	13	15:08.472	31.518	1:03.811	11	1:04.975
10	5	Lorn MURRAY	Ford Fiesta ST	2000	ST	13	15:10.549	33.595	1:04.843	12	1:04.965
11	1	Wayne MacCAULAY	Ford Fiesta ST	2000	ST	13	15:11.973	35.019	1:01.118	7	1:01.153
<b>Not classified</b>											
DNF	55	Stephen WARD	Ford Fiesta ST	2000	ST	1	1:31.466	DNF		0	
DNF	14	John BALFOUR	Ford Fiesta ST	2000	ST			DNF		0	

### Announcements

- New Track Record (1:01.118) for SMRC Ford Fiesta ST by Wayne MacCAULAY.
- New Track Record (1:04.424) for SMRC BMW Compact (N) by Annie BUTTERWORTH.
- New Track Record (1:04.755) for SMRC BMW Compact by Ray MacDOWALL.
- Race distance increased to 13 Laps - 1 Lap completed behind the Safety Car.

Margin of Victory	Avg. Speed	Best Lap Tm	Best Speed	Best Lap by
1.118	67.610	1:01.118	74.624	1 - Wayne MacCAULAY

Clerk of the Course.

Orbits

Sig : Time :  
 Chief Timekeeper : Ian Sharp (SMART Timing)

Results available at [www.speedhive.com](http://www.speedhive.com) and [www.smart-timing.co.uk](http://www.smart-timing.co.uk)

Printed: 09/04/2018 20:13:18





## Jim Clark Memorial Meeting

Scottish BMW &amp; SMTA Fiesta &amp; Hot Hatch Championship

Knockhill 1.267 miles

Race 6 - 1st Race

08/04/2018 13:55

Race (13 Laps) started at 13:58:18

Lap	Time of Day	Lap Tm	S1	S2	S3	S3Spd	SFSpd	Lap	Time of Day	Lap Tm	S1	S2	S3	S3Spd	SFSpd
<b>(61) Peter CRUICKSHANK</b>															
1	13:59:26.701			23.412	19.465	88.183	78.032								
2	14:00:35.906	<b>1:09.205</b>	20.785	23.274	25.146	88.068	43.775								
3	14:02:28.509	<b>1:52.603</b>	44.284	43.524	24.795	48.383	80.561								
4	14:03:30.944	<b>1:02.435</b>	20.390	<b>23.142</b>	18.903	<b>88.767</b>	80.465								
5	14:04:33.542	<b>1:02.598</b>	20.378	23.367	18.853	87.952	80.755								
6	14:05:35.949	<b>1:02.407</b>	20.188	23.343	18.876	87.952	80.465								
7	14:06:39.087	<b>1:03.138</b>	<b>20.135</b>	23.472	19.531	87.040	79.230								
8	14:07:41.547	<b>1:02.460</b>	20.349	23.244	18.867	88.068	80.658								
9	14:08:44.086	<b>1:02.539</b>	20.269	23.412	18.858	88.649	<b>81.343</b>								
10	14:09:46.790	<b>1:02.704</b>	20.329	23.510	18.865	87.266	<b>81.540</b>								
11	14:10:49.792	<b>1:03.002</b>	20.269	23.374	19.359	87.153	79.417								
12	14:11:52.658	<b>1:02.866</b>	20.679	23.367	<b>18.820</b>	87.837	81.343								
13	14:12:55.276	<b>1:02.618</b>	20.286	23.271	19.061	87.837	80.272								
<b>(2) Ray MacDOWALL</b>															
1	13:59:32.593														
2	14:00:43.091	<b>1:10.498</b>	21.352	24.715	20.324	86.814	77.402								
3	14:02:33.424	<b>1:50.333</b>	42.122	42.148	25.067	83.363	49.416								
4	14:03:38.983	<b>1:05.559</b>	21.519	23.978	20.062	87.153	77.941								
5	14:04:44.385	<b>1:05.402</b>	21.096	23.988	20.318	87.153	78.214								
6	14:05:49.140	<b>1:04.755</b>	20.941	<b>23.846</b>	19.968	<b>87.952</b>	<b>78.857</b>								
7	14:06:54.183	<b>1:05.043</b>	21.269	23.881	19.893	87.952	78.123								
8	14:07:58.975	<b>1:04.792</b>	21.116	23.923	<b>19.753</b>	87.494	78.123								
9	14:09:03.774	<b>1:04.799</b>	20.798	24.145	19.856	86.927	78.123								
10	14:10:08.716	<b>1:04.942</b>	<b>20.668</b>	24.230	20.044	86.590	78.580								
11	14:11:13.721	<b>1:05.005</b>	20.988	24.155	19.862	87.494	77.851								
12	14:12:18.708	<b>1:04.987</b>	20.812	24.251	19.924	87.494	78.672								
13	14:13:24.126	<b>1:05.418</b>	20.981	24.284	20.153	87.380	77.581								
<b>(37) Russell MORGAN</b>															
1	13:59:26.754			23.704	19.824	89.358	79.136								
2	14:00:36.484	<b>1:09.730</b>	21.349	23.571	24.810	88.068	43.661								
3	14:02:29.466	<b>1:52.982</b>	44.188	43.695	25.099	48.003	<b>80.950</b>								
4	14:03:31.982	<b>1:02.516</b>	20.440	23.238	18.838	89.716	80.853								
5	14:04:34.408	<b>1:02.426</b>	<b>20.106</b>	23.235	19.085	88.183	80.658								
6	14:05:36.791	<b>1:02.383</b>	20.195	23.298	18.890	89.358	80.272								
7	14:06:39.296	<b>1:02.505</b>	20.107	<b>23.104</b>	19.294	89.596	79.230								
8	14:07:42.071	<b>1:02.775</b>	20.733	23.233	18.809	89.716	79.890								
9	14:08:44.479	<b>1:02.408</b>	20.225	23.346	18.837	86.814	80.368								
10	14:09:47.440	<b>1:02.961</b>	20.313	23.383	19.265	88.532	77.851								
11	14:10:50.208	<b>1:02.768</b>	20.150	23.429	19.189	87.952	80.272								
12	14:11:53.210	<b>1:03.002</b>	20.790	23.460	<b>18.752</b>	89.477	80.176								
13	14:12:56.394	<b>1:03.184</b>	20.276	23.358	19.550	<b>89.957</b>	75.742								
<b>(85) Blair MURDOCH</b>															
1	13:59:32.789														
2	14:00:44.807	<b>1:12.018</b>	22.569	25.382	24.067	75.914	54.961								
3	14:02:33.644	<b>1:48.837</b>	41.312	41.970	25.555	51.542	79.417								
4	14:03:39.795	<b>1:06.151</b>	22.143	24.447	19.561	89.358	80.853								
5	14:04:44.793	<b>1:04.998</b>	21.422	23.899	19.677	89.477	80.658								
6	14:05:49.294	<b>1:04.501</b>	21.131	<b>23.701</b>	19.669	89.836	81.244								
7	14:06:54.751	<b>1:05.457</b>	21.550	24.134	19.773	89.358	80.272								
8	14:08:00.060	<b>1:05.309</b>	21.615	24.132	19.562	89.358	80.561								
9	14:09:04.957	<b>1:04.897</b>	21.420	23.904	19.573	89.002	80.176								
10	14:10:09.735	<b>1:04.778</b>	21.365	23.830	19.583	89.596	80.853								
11	14:11:14.817	<b>1:05.082</b>	21.126	23.793	20.163	<b>90.564</b>	79.985								
12	14:12:19.518	<b>1:04.701</b>	21.436	23.769	<b>19.496</b>	89.239	81.146								
13	14:13:24.729	<b>1:05.211</b>	<b>21.063</b>	23.847	20.301	89.716	<b>81.639</b>								
<b>(27) Cameron BRYANT</b>															
1	13:59:26.970			24.002	<b>18.623</b>	89.477	<b>81.739</b>								
2	14:00:38.417	<b>1:11.447</b>	22.040	23.687	25.720	76.432	50.118								
3	14:02:29.938	<b>1:51.521</b>	43.244	43.338	24.939	49.562	81.343								
4	14:03:32.921	<b>1:02.983</b>	20.701	23.474	18.808	89.716	80.950								
5	14:04:35.235	<b>1:02.314</b>	<b>20.130</b>	23.487	18.697	89.477	80.950								
6	14:05:37.528	<b>1:02.293</b>			18.674	89.477	81.343								
7	14:06:39.999	<b>1:02.471</b>		23.551	18.836	89.596	81.540								
8	14:07:42.842	<b>1:02.843</b>	20.581	23.499	18.763	89.358	79.985								
9	14:08:45.594	<b>1:02.752</b>	20.260	23.753	18.739	89.120	80.755								
10	14:09:48.350	<b>1:02.756</b>	20.406	23.628	18.722	88.767	81.343								
11	14:10:50.879	<b>1:02.529</b>	20.214	<b>23.462</b>	18.853	88.767	81.441								
12	14:11:53.918	<b>1:03.039</b>			18.818	89.477	80.465								
13	14:12:56.557	<b>1:02.639</b>		23.480	18.882	<b>89.957</b>	80.755								
<b>(53) Annie BUTTERWORTH</b>															
1	13:59:31.477														
2	14:00:41.581	<b>1:10.104</b>	21.597	23.900	24.607	85.487	48.279								
3	14:02:32.877	<b>1:51.296</b>	42.362	42.834	26.100	51.110	78.765								
4	14:03:37.998	<b>1:05.121</b>	21.066	24.092	19.963	85.487	78.305								
5	14:04:43.340	<b>1:05.342</b>	21.197	24.242	19.903	85.270	78.305								
6	14:05:48.286	<b>1:04.946</b>	21.087	23.994	19.865	85.487	78.214								
7	14:06:53.777	<b>1:05.491</b>	21.407	24.097	19.987	85.706	76.432								
8	14:07:59.719	<b>1:05.942</b>	22.358	23.798	19.786	<b>86.479</b>	78.488								
9	14:09:04.545	<b>1:04.826</b>	20.922	23.865	20.039	86.146	78.214								
10	14:10:09.372	<b>1:04.827</b>	20.934	23.945	19.948	86.368	<b>79.136</b>								
11	14:11:14.991	<b>1:05.619</b>	21.073	23.968	20.578	86.368	76.447								
12	14:12:20.442	<b>1:05.451</b>	21.719	24.052	<b>19.680</b>	85.815	78.488								
13	14:13:24.866	<b>1:04.424</b>	<b>20.752</b>	<b>23.780</b>	19.892	86.146	76.782								
<b>(19) Aiden WARD</b>															
1	13:59:34.244														
2	14:00:46.888	<b>1:12.644</b>													
3	14:02:36.297	<b>1:49.409</b>													
4	14:03:41.673	<b>1:05.376</b>													
5	14:04:46.652	<b>1:04.979</b>													
6	14:05:51.878	<b>1:05.226</b>													
7	14:06:56.853	<b>1:04.975</b>													
8	14:08:02.011	<b>1:05.158</b>													
9	14:09:07.097	<b>1:05.086</b>													
10	14:10:12.212	<b>1:05.115</b>													
11	14:11:16.023	<b>1:03.811</b>													
12	14:12:21.390	<b>1:05.367</b>													
13	14:13:26.794	<b>1:05.404</b>													
<b>(24) Steven GRAY</b>															
1	13:59:28.912			24.048											



## Jim Clark Memorial Meeting

Scottish BMW & SMTA Fiesta & Hot Hatch Championship

Knockhill 1.267 miles

Race 6 - 1st Race

08/04/2018 13:55

Race (13 Laps) started at 13:58:18

Lap	Time of Day	Lap Tm	S1	S2	S3	S3Spd	SFSpd	Lap	Time of Day	Lap Tm	S1	S2	S3	S3Spd	SFSpd
12	14:12:23.192	<b>1:04.843</b>	21.096	24.190	19.557	87.153	77.402								
13	14:13:28.871	<b>1:05.679</b>	21.420	24.478	19.781	87.040	77.047								

(1) Wayne MacCAULAY

1	13:59:23.299			23.213	18.774	90.442	82.341
2	14:00:35.127	<b>1:11.828</b>	19.991	22.996	28.841	89.716	43.267
3	14:02:27.856	<b>1:52.729</b>	44.576	43.670	24.483	48.279	80.081
4	14:03:29.384	<b>1:01.528</b>	20.009	<b>22.952</b>	18.567	90.198	82.240
5	14:04:30.616	<b>1:01.232</b>	19.639	22.996	18.597	<b>90.686</b>	82.645
6	14:05:31.769	<b>1:01.153</b>	<b>19.547</b>	23.076	18.530	90.442	<b>82.849</b>
7	14:06:32.887	<b>1:01.118</b>	19.564	23.087	<b>18.467</b>	90.198	82.341
8	14:07:35.102	<b>1:02.215</b>	19.755	23.084	19.376	89.477	71.013
9	14:08:41.328	<b>1:06.226</b>	21.711	24.717	19.798	85.596	47.560
10	14:10:20.848	<b>1:39.520</b>	57.600	23.220	18.700	89.957	82.240
11	14:11:23.403	<b>1:02.555</b>	20.211	23.556	18.788	89.716	82.139
12	14:12:27.745	<b>1:04.342</b>	20.208	24.658	19.476	85.925	80.658
13	14:13:30.295	<b>1:02.550</b>	20.012	23.271	19.267	90.686	72.470

(55) Stephen WARD

1	13:59:49.788				<b>31.417</b>		<b>31.744</b>
---	--------------	--	--	--	---------------	--	---------------

Clerk of the Course.

Sig : Time :  
Chief Timekeeper : Ian Sharp (SMART Timing)

Results available at [www.speedhive.com](http://www.speedhive.com) and [www.smart-timing.co.uk](http://www.smart-timing.co.uk)

Printed: 09/04/2018 20:14:02

Orbits





## Jim Clark Memorial Meeting

## Lapchart

Scottish BMW & SMTA Fiesta & Hot Hatch Championship

Knockhill 1.267 miles

Race 6 - 1st Race

08/04/2018 13:55

Race (13 Laps) started at 13:58:18

Competitors	Laps												
	1	2	3	4	5	6	7	8	9	10	11	12	13
Wayne MacCAULAY (1)	1	1	1	1	1	1	1	1	1	61	61	61	61
Peter CRUICKSHANK (61)	2	61	61	61	61	61	61	61	61	37	37	37	37
Russell MORGAN (37)	3	37	37	37	37	37	37	37	37	27	27	27	27
Cameron BRYANT (27)	4	27	3	27	27	27	27	27	27	3	3	3	3
Ryan STIRLING (3)	5	3	27	3	3	3	3	24	3	24	24	24	24
Steven GRAY (24)	6	24	24	24	24	24	24	3	24	2	2	2	2
Annie BUTTERWORTH (53)	7	53	53	53	53	53	53	2	2	53	85	85	85
Ray MacDOWALL (2)	8	2	2	2	2	2	2	53	53	85	53	53	53
Blair MURDOCH (85)	9	85	85	85	85	85	85	85	85	19	19	19	19
Lorn MURRAY (5)	10	5	5	5	5	5	5	5	5	5	5	5	5
Aiden WARD (19)	11	19	19	19	19	19	19	19	19	1	1	1	1
Stephen WARD (55)	12	55											
-	13												

Margin of Victory	Avg. Speed	Best Lap Tm	Best Speed	Best Lap by
1.118	67.610	1:01.118	74.624	1 - Wayne MacCAULAY

Clerk of the Course.

Sig : Time :  
 Chief Timekeeper : Ian Sharp (SMART Timing)

Results available at [www.speedhive.com](http://www.speedhive.com) and [www.smart-timing.co.uk](http://www.smart-timing.co.uk)

Printed: 09/04/2018 20:14:28

Orbits





## Jim Clark Memorial Meeting

Scottish BMW & SMTA Fiesta & Hot Hatch Championship

Knockhill 1.267 miles

Race 12 - 2nd Race

08/04/2018 16:25

Race (12 Laps) started at 16:23:18

POLE POSITION

2 37 Russell MORGAN
4 3 Ryan STIRLING
6 2 Ray MacDOWALL
8 53 Annie BUTTERWORTH
10 5 Lorn MURRAY
12 55 Stephen WARD

1 61 Peter CRUICKSHANK
3 27 Cameron BRYANT
5 24 Steven GRAY
7 85 Blair MURDOCH
9 19 Aiden WARD
11 1 Wayne MacCAULAY
13 14 John BALFOUR

1  
2  
3  
4  
5  
6  
7

Clerk of the Course.

Sig :                      Time :  
Chief Timekeeper : Ian Sharp (SMART Timing)

Results available at [www.speedhive.com](http://www.speedhive.com) and [www.smart-timing.co.uk](http://www.smart-timing.co.uk)

Printed: 09/04/2018 20:14:53

Orbits



## Jim Clark Memorial Meeting

Sorted on Laps

Celtic Speed Mini Cooper Cup

Knockhill 1.267 miles

Race 7 - 2nd Race

08/04/2018 14:20

Race (9 Laps) started at 14:24:02

Pos	No.	Name	Make/Model	CC	Class Code	Laps	Total Tm	Diff	Best Tm	In Lap	2nd Best
1	20	Kyle REID	Mini Cooper	1600	SM	9	9:27.589		1:02.233	6	1:02.301
2	24	John DUNCAN	Mini Cooper	1600	SM	9	9:29.251	1.662	1:02.417	3	1:02.668
3	5	David SLEIGH	Mini Cooper	1600	SM	9	9:29.876	2.287	1:02.502	9	1:02.575
4	81	Douglas SIMPSON	Mini Cooper	1600	SM	9	9:34.444	6.855	1:02.463	5	1:02.681
5	4	Dominic WHEATLEY	Mini Cooper	1600	SM	9	9:35.084	7.495	1:02.496	5	1:02.530
6	23	Ian MUNRO	Mini Cooper	1600	SM	9	9:35.245	7.656	1:02.555	3	1:02.777
7	7	Michael WEDDELL	Mini Cooper	1600	SMN	9	9:38.208	10.619	1:03.050	3	1:03.100
8	75	Michael COURTS	Mini Cooper	1600	SM	9	9:38.355	10.766	1:02.941	4	1:03.028
9	28	David McNAUGHTON	Mini Cooper	1600	SM	9	9:45.290	17.701	1:03.099	4	1:03.344
10	21	Ross WILKINSON	Mini Cooper	1600	SMN	9	9:46.213	18.624	1:03.488	6	1:03.566
11	26	William BLAKE	Mini Cooper	1600	SM	9	9:48.060	20.471	1:03.076	7	1:03.205
12	12	Reis ROBERTSON	Mini Cooper	1600	SM	9	9:48.241	20.652	1:03.660	5	1:04.022
13	8	Hannah CHAPMAN	Mini Cooper	1600	SM L	9	9:48.614	21.025	1:03.445	9	1:03.543
14	77	Ashleigh MORRIS	Mini Cooper	1600	SM L	9	9:48.627	21.038	1:04.059	5	1:04.176
15	55	Fiona KINDNESS	Mini Cooper	1600	SM L	9	9:51.956	24.367	1:03.735	9	1:04.108
16	95	Craig BLAKE	Mini Cooper	1600	SMN	9	9:52.871	25.282	1:03.515	4	1:03.623
17	50	Andrew BELL	Mini Cooper	1600	SM	9	9:54.302	26.713	1:03.571	7	1:04.006
18	155	Adam KINDNESS	Mini Cooper	1600	SM	9	9:55.959	28.370	1:03.781	7	1:03.915
19	52	Simon HOLDERNESS	Mini Cooper	1600	SM	9	9:56.614	29.025	1:03.831	4	1:04.184
20	10	Jake HUTCHISON	Mini Cooper	1600	SMN	9	9:57.100	29.511	1:04.093	4	1:04.126
21	30	David LONG	Mini Cooper	1600	SMN	9	10:12.976	45.387	1:05.265	9	1:05.673
Not classified											
DNF	16	Craig DILLON	Mini Cooper	1600	SMN	7	7:36.792	DNF	1:03.877	5	1:03.986
DNF	91	Robbie DALGLEISH	Mini Cooper	1600	SM	4	4:18.059	DNF	1:02.551	3	1:03.929

### Announcements

New Track Record (1:02.233) for SMRC Mini Cooper by Kyle REID.

Margin of Victory	Avg. Speed	Best Lap Tm	Best Speed	Best Lap by
1.662	72.319	1:02.233	73.287	20 - Kyle REID

Clerk of the Course.

Orbits

Sig : Time :

Chief Timekeeper : Ian Sharp (SMART Timing)

 Results available at [www.speedhive.com](http://www.speedhive.com) and [www.smart-timing.co.uk](http://www.smart-timing.co.uk)

Printed: 09/04/2018 18:00:23





## Jim Clark Memorial Meeting

### Celtic Speed Mini Cooper Cup

Knockhill 1.267 miles

### Race 7 - 2nd Race

08/04/2018 14:20

### Race (9 Laps) started at 14:24:02

Lap	Time of Day	Lap Tm	S1	S2	S3	S3Spd	SFSpd
<b>(20) Kyle REID</b>							
1	14:25:08.997			23.315	19.544	83.885	76.432
2	14:26:12.596	<b>1:03.599</b>	20.370	23.779	19.450	84.095	75.657
3	14:27:15.080	<b>1:02.484</b>	20.186	23.227	19.071	<b>85.379</b>	<b>76.870</b>
4	14:28:17.543	<b>1:02.463</b>	<b>19.985</b>	<b>23.342</b>	19.136	84.625	76.345
5	14:29:20.055	<b>1:02.512</b>	20.087	23.321	19.104	84.732	76.345
6	14:30:22.288	<b>1:02.233</b>	20.025	23.184	<b>19.024</b>	85.054	76.782
7	14:31:24.589	<b>1:02.301</b>	20.071	<b>23.183</b>	19.047	84.625	76.432
8	14:32:27.082	<b>1:02.493</b>	20.107	23.248	19.138	84.518	76.259
9	14:33:30.489	<b>1:03.407</b>	20.092	23.475	19.840	84.732	72.943
<b>(24) John DUNCAN</b>							
1	14:25:09.230			23.259	19.492	85.054	76.172
2	14:26:13.060	<b>1:03.830</b>	21.242	23.283	19.305	<b>86.257</b>	76.782
3	14:27:15.477	<b>1:02.417</b>	<b>20.133</b>	<b>23.036</b>	19.248	86.257	<b>76.870</b>
4	14:28:18.665	<b>1:03.188</b>	20.288	23.192	19.708	85.054	75.742
5	14:29:21.333	<b>1:02.668</b>	20.299	23.315	<b>19.054</b>	85.054	76.870
6	14:30:24.009	<b>1:02.676</b>	20.263	23.291	19.122	85.270	76.694
7	14:31:26.789	<b>1:02.780</b>	20.284	23.395	19.101	84.946	76.432
8	14:32:29.463	<b>1:02.674</b>	20.235	23.317	19.122	84.946	76.345
9	14:33:32.151	<b>1:02.688</b>	20.372	23.211	19.105	84.946	75.914
<b>(5) David SLEIGH</b>							
1	14:25:11.004				19.452	84.306	75.317
2	14:26:13.741	<b>1:02.737</b>			19.205	84.839	76.432
3	14:27:16.454	<b>1:02.713</b>			19.244	<b>86.035</b>	76.607
4	14:28:19.271	<b>1:02.817</b>			19.428	85.379	75.572
5	14:29:22.355	<b>1:03.084</b>			19.222	84.412	76.694
6	14:30:25.066	<b>1:02.711</b>			19.170	84.839	<b>76.870</b>
7	14:31:27.641	<b>1:02.575</b>	20.181	23.274	<b>19.120</b>	84.732	76.432
8	14:32:30.274	<b>1:02.633</b>	20.207	23.290	19.136	84.839	76.782
9	14:33:32.776	<b>1:02.502</b>	<b>20.088</b>	<b>23.262</b>	19.152	85.162	76.519
<b>(81) Douglas SIMPSON</b>							
1	14:25:12.341			23.559	20.372	84.412	74.897
2	14:26:16.195	<b>1:03.854</b>	21.043	23.261	19.550	<b>85.379</b>	75.402
3	14:27:19.160	<b>1:02.965</b>	20.120	23.235	19.610	84.839	75.572
4	14:28:22.246	<b>1:03.086</b>	20.247	23.278	19.561	84.946	74.981
5	14:29:24.709	<b>1:02.463</b>	20.153	<b>23.130</b>	<b>19.180</b>	84.946	75.572
6	14:30:27.390	<b>1:02.681</b>	<b>20.075</b>	23.144	19.462	84.625	74.897
7	14:31:31.476	<b>1:04.086</b>	20.814	23.401	19.871	83.780	74.981
8	14:32:34.256	<b>1:02.780</b>	20.128	23.298	19.354	84.412	<b>76.172</b>
9	14:33:37.344	<b>1:03.088</b>	20.099	23.439	19.550	83.675	74.897
<b>(4) Dominic WHEATLEY</b>							
1	14:25:11.465			23.704	19.719	84.306	75.402
2	14:26:14.275	<b>1:02.810</b>	20.223	23.281	19.306	85.054	<b>76.345</b>
3	14:27:16.805	<b>1:02.530</b>	20.146	<b>23.092</b>	19.292	85.706	76.259
4	14:28:19.632	<b>1:04.827</b>	<b>20.070</b>	23.387	21.370	85.706	74.730
5	14:29:24.128	<b>1:02.496</b>	20.100	23.262	<b>19.134</b>	<b>85.815</b>	76.172
6	14:30:27.435	<b>1:03.307</b>	20.143	23.461	19.703	<b>85.487</b>	75.148
7	14:31:31.710	<b>1:04.275</b>	20.974	23.351	19.950	84.625	74.981
8	14:32:34.572	<b>1:02.862</b>	20.245	23.239	19.378	84.839	75.233
9	14:33:37.984	<b>1:03.412</b>	20.221	23.379	19.812	85.596	75.064
<b>(23) Ian MUNRO</b>							
1	14:25:11.907			23.516	19.761	85.379	75.233
2	14:26:14.684	<b>1:02.777</b>	20.282	23.268	19.227	85.487	75.914
3	14:27:17.239	<b>1:02.555</b>	20.130	23.255	<b>19.170</b>	85.487	75.914
4	14:28:21.034	<b>1:03.795</b>	<b>20.036</b>	<b>23.218</b>	20.541	<b>85.925</b>	74.730
5	14:29:23.892	<b>1:02.858</b>	20.231	23.339	19.288	84.625	<b>76.086</b>
6	14:30:28.653	<b>1:04.761</b>	20.618	24.754	19.389	84.732	75.572
7	14:31:31.937	<b>1:03.284</b>	20.296	23.313	19.675	84.518	75.487
8	14:32:35.168	<b>1:03.231</b>	20.381	23.397	19.453	85.054	75.657
9	14:33:38.145	<b>1:02.977</b>	20.107	23.307	19.563	85.270	75.064
<b>(7) Michael WEDDELL</b>							
1	14:25:12.368			23.632	19.923	84.732	75.742
2	14:26:15.820	<b>1:03.452</b>	20.558	23.469	19.425	<b>85.706</b>	75.657
3	14:27:18.870	<b>1:03.050</b>	<b>20.099</b>	23.408	19.543	85.596	75.317
4	14:28:22.446	<b>1:03.576</b>			20.139	84.839	75.317
5	14:29:25.546	<b>1:03.100</b>			<b>19.373</b>	84.839	<b>75.914</b>
6	14:30:29.541	<b>1:03.995</b>			19.830	85.487	73.422

Lap	Time of Day	Lap Tm	S1	S2	S3	S3Spd	SFSpd
7	14:31:33.999	<b>1:04.458</b>	20.838	23.786	19.834	84.839	74.481
8	14:32:37.492	<b>1:03.493</b>	20.408	23.350	19.735	84.839	73.989
9	14:33:41.108	<b>1:03.616</b>	20.378	23.394	19.844	84.412	75.402
<b>(75) Michael COURTS</b>							
1	14:25:13.132			23.826	20.053	<b>85.379</b>	76.345
2	14:26:16.753	<b>1:03.621</b>	20.729	23.444	19.448	84.946	75.828
3	14:27:19.781	<b>1:03.028</b>	20.311	23.402	19.315	85.270	76.519
4	14:28:22.722	<b>1:02.941</b>	<b>20.135</b>	23.341	19.465	85.270	76.519
5	14:29:26.018	<b>1:03.296</b>	20.488	23.606	<b>19.202</b>	84.946	<b>76.694</b>
6	14:30:29.491	<b>1:03.473</b>	20.211	23.713	19.549	85.379	76.086
7	14:31:34.181	<b>1:04.690</b>	20.847	24.021	19.822	84.839	74.152
8	14:32:38.062	<b>1:03.881</b>	20.458	23.395	20.028	85.054	74.399
9	14:33:41.255	<b>1:03.193</b>	20.162	<b>23.289</b>	19.742	85.270	75.402
<b>(28) David McNAUGHTON</b>							
1	14:25:14.076			24.035	19.599	82.951	75.402
2	14:26:19.523	<b>1:05.447</b>	21.550	24.070	19.827	85.379	75.742
3	14:27:24.470	<b>1:04.947</b>	21.719	23.322	19.906	<b>86.702</b>	75.657
4	14:28:27.569	<b>1:03.099</b>	20.614	<b>23.099</b>	19.386	86.146	76.259
5	14:29:30.913	<b>1:03.344</b>	<b>20.121</b>	23.937	19.286	83.054	76.432
6	14:30:34.738	<b>1:03.825</b>	20.121	24.002	19.702	83.260	75.402
7	14:31:40.127	<b>1:05.389</b>	20.576	25.640	<b>19.173</b>	84.946	76.432
8	14:32:44.230	<b>1:04.103</b>	20.487	24.330	19.286	83.780	<b>76.607</b>
9	14:33:48.190	<b>1:03.960</b>	20.447	23.902	19.611	83.571	76.086
<b>(21) Ross WILKINSON</b>							
1	14:25:14.438			23.765	19.570	85.706	76.345
2	14:26:19.546	<b>1:05.108</b>	21.478	24.017	19.613	85.054	75.742
3	14:27:24.412	<b>1:04.866</b>	21.328	23.480	20.058	<b>86.814</b>	74.564
4	14:28:28.486	<b>1:04.074</b>	20.810	<b>23.226</b>	20.038	86.035	75.064
5	14:29:32.052	<b>1:03.566</b>	20.627	<b>23.541</b>	19.398	85.379	<b>76.519</b>
6	14:30:35.540	<b>1:03.488</b>	20.527	23.639	<b>19.322</b>	84.625	76.086
7	14:31:39.936	<b>1:04.396</b>	<b>20.250</b>	24.758	19.388	85.054	76.000
8	14:32:44.022	<b>1:04.086</b>	20.470	24.053	19.563	83.054	76.172
9	14:33:49.113	<b>1:05.091</b>	20.256	24.421	20.414	83.363	74.399
<b>(26) William BLAKE</b>							
1	14:25:15.045			24.097	20.239	83.054	74.070
2	14:26:21.876	<b>1:06.831</b>			19.956	83.780	75.064
3	14:27:25.489	<b>1:03.613</b>	20.578	23.462	19.573	85.487	76.000
4	14:28:31.048	<b>1:05.559</b>	21.009	23.281	21.269	<b>85.815</b>	60.132
5	14:29:36.034	<b>1:04.986</b>	21.543	23.741	19.702	82.341	75.402
6	14:30:39.239	<b>1:03.205</b>	20.244	23.442	19.519	83.675	76.086
7	14:31:42.315	<b>1:03.076</b>	<b>20.205</b>	23.361	<b>19.510</b>	84.732	<b>76.172</b>
8	14:32:47.226	<b>1:04.911</b>	20.533	24.311	20.067	82.849	75.064
9	14:33:50.960	<b>1:03.734</b>	20.824	<b>23.258</b>	19.652	85.270	75.317
<b>(12) Reis ROBERTSON</b>							
1	14:25:13.984			23.864	20.388	84.200	73.022
2	14:26:20.169	<b>1:06.185</b>	22.442	23.796	19.947	84.732	75.233
3	14:27:25.026	<b>1:04.857</b>	21.608	23.731	19.518	85.379	76.086
4	14:28:29.048	<b>1:04.022</b>	21.063	<b>23.422</b>	19.537	<b>85.706</b>	76.259
5	14:29:32.708	<b>1:03.660</b>	20.713	23.488	<b>19.459</b>	84.946	<b>76.345</b>
6	14:30:36.882	<b>1:04.174</b>	20.824	23.605	19.745	84.412	75.828
7	14:31:41.980	<b>1:05.098</b>	20.493	24.306	20.299	84.306	72.864
8	14:32:46.872	<b>1:04.892</b>	20.630	24.352	19.910	81.938	74.234
9	14:33:51.141	<b>1:02.269</b>	<b>20.481</b>	23.740	20.048	83.675	75.148
<b>(8) Hannah CHAPMAN</b>							
1	14:25:15.016			23.868	19.514	85.162	76.000
2	14:26:20.379	<b>1:05.363</b>	21.664	23.786	19.913	84.732	74.981
3	14:27:24.833	<b>1:04.454</b>	21.198	23.500	19.756	85.596	76.172
4	14:28:28.780	<b>1:03.947</b>	20.942	<b>23.432</b>	19.573	<b>85.925</b>	75.572
5	14:29:32.323	<b>1:03.543</b>	20.551	23.648	19.344	85.487	<b>76.782</b>
6	14:30:37.078	<b>1:04.755</b>	20.864	23.783	20.108	85.270	74.564
7	14:31:42.555	<b>1:05.477</b>	<b>20.531</b>	24			

## Jim Clark Memorial Meeting

Celtic Speed Mini Cooper Cup

Knockhill 1.267 miles

Race 7 - 2nd Race

08/04/2018 14:20

Race (9 Laps) started at 14:24:02

Lap	Time of Day	Lap Tm	S1	S2	S3	S3Spd	SFSpd
4	14:28:27.961	<b>1:04.176</b>	<b>20.633</b>	23.782	19.761	83.780	76.086
5	14:29:32.020	<b>1:04.059</b>	20.748	23.678	<b>19.633</b>	84.839	75.064
6	14:30:36.533	<b>1:04.513</b>	20.877	23.945	19.691	83.157	75.742
7	14:31:41.727	<b>1:05.194</b>	20.690	24.522	19.982	82.747	74.897
8	14:32:47.255	<b>1:05.528</b>	20.659	24.950	19.919	81.938	75.148
9	14:33:51.527	<b>1:04.272</b>	21.070	<b>23.563</b>	19.639	<b>85.487</b>	75.402

Lap	Time of Day	Lap Tm	S1	S2	S3	S3Spd	SFSpd
1	14:25:21.610			27.981	20.624	78.488	71.315
2	14:26:29.933	<b>1:08.323</b>	22.832	25.113	20.378	80.853	71.696
3	14:27:38.336	<b>1:08.403</b>	22.279	25.750	20.374	81.540	71.239
4	14:28:44.865	<b>1:06.529</b>	21.771	25.032	19.726	83.054	75.233
5	14:29:52.210	<b>1:07.345</b>	22.572	24.918	19.855	82.543	75.148
6	14:30:58.525	<b>1:06.315</b>	21.495	25.034	19.786	81.839	75.742
7	14:32:04.938	<b>1:06.413</b>	21.530	25.039	19.844	83.157	75.233
8	14:33:10.611	<b>1:05.673</b>	21.245	24.802	19.626	82.240	<b>75.828</b>
9	14:34:15.876	<b>1:05.265</b>	<b>21.185</b>	<b>24.472</b>	<b>19.608</b>	<b>84.095</b>	75.402

(55) Fiona KINDNESS

1	14:25:16.771			24.796	19.616	<b>84.306</b>	<b>76.259</b>
2	14:26:24.283	<b>1:07.512</b>	21.283	25.944	20.285	81.639	74.897
3	14:27:29.882	<b>1:05.599</b>	21.868	24.158	19.573	83.571	76.259
4	14:28:34.340	<b>1:04.458</b>	20.800	24.032	19.626	83.989	75.487
5	14:29:38.515	<b>1:04.175</b>	20.750	<b>23.740</b>	19.685	83.780	75.487
6	14:30:42.623	<b>1:04.108</b>	20.680	23.879	19.549	83.467	75.742
7	14:31:46.874	<b>1:04.251</b>	20.751	24.044	19.456	83.571	76.086
8	14:32:51.121	<b>1:04.247</b>	20.694	23.908	19.645	83.571	75.148
9	14:33:54.856	<b>1:03.735</b>	<b>20.486</b>	23.826	<b>19.423</b>	83.675	76.000

(95) Craig BLAKE

1	14:25:18.499			25.325	19.833	83.675	75.657
2	14:26:24.783	<b>1:06.284</b>	20.811	24.846	20.627	81.839	76.000
3	14:27:31.653	<b>1:06.870</b>	22.224	24.651	19.995	83.675	74.813
4	14:28:35.168	<b>1:03.515</b>	20.396	<b>23.475</b>	19.644	<b>85.487</b>	<b>76.432</b>
5	14:29:40.029	<b>1:04.861</b>	21.191	23.836	19.834	83.989	74.813
6	14:30:44.611	<b>1:04.582</b>	21.303	23.831	19.448	83.571	75.487
7	14:31:48.377	<b>1:03.766</b>	20.420	23.866	19.480	83.260	76.000
8	14:32:52.148	<b>1:03.771</b>	20.388	23.874	19.509	83.989	75.742
9	14:33:55.771	<b>1:03.623</b>	<b>20.329</b>	23.952	<b>19.342</b>	83.989	76.259

(50) Andrew BELL

1	14:25:16.291			24.453	19.668	84.412	<b>76.519</b>
2	14:26:24.239	<b>1:07.948</b>	21.100	26.577	20.271	81.839	75.233
3	14:27:30.802	<b>1:06.563</b>	22.232	24.446	19.885	83.885	75.572
4	14:28:34.931	<b>1:04.129</b>	20.737	23.665	19.727	85.270	75.828
5	14:29:39.971	<b>1:05.040</b>	21.143	23.902	19.995	85.487	74.481
6	14:30:45.275	<b>1:05.304</b>	21.776	24.072	<b>19.456</b>	85.815	76.172
7	14:31:48.846	<b>1:03.571</b>	<b>20.499</b>	<b>23.547</b>	19.525	85.270	76.519
8	14:32:52.852	<b>1:04.006</b>	20.763	23.637	19.606	<b>85.925</b>	76.086
9	14:33:57.202	<b>1:04.350</b>	20.694	24.005	19.651	84.946	75.487

(155) Adam KINDNESS

1	14:25:22.372			27.364	20.945	79.043	72.004
2	14:26:28.136	<b>1:05.764</b>	21.874	24.056	19.834	84.625	73.664
3	14:27:32.877	<b>1:04.741</b>	20.577	23.742	20.422	<b>85.596</b>	73.745
4	14:28:36.998	<b>1:04.121</b>	20.833	23.622	19.666	85.162	74.399
5	14:29:41.854	<b>1:04.856</b>	20.469	24.038	20.349	84.732	73.182
6	14:30:46.725	<b>1:04.871</b>	20.777	24.270	19.824	84.946	<b>74.730</b>
7	14:31:50.506	<b>1:03.781</b>	20.538	<b>23.418</b>	19.825	85.379	73.342
8	14:32:54.944	<b>1:04.438</b>	21.051	23.811	<b>19.576</b>	84.412	74.564
9	14:33:58.859	<b>1:03.915</b>	<b>20.358</b>	23.883	19.674	83.989	74.316

(52) Simon HOLDERNESS

1	14:25:17.339			24.437	19.955	85.162	76.086
2	14:26:24.554	<b>1:07.215</b>	21.131	25.728	20.356	82.039	75.742
3	14:27:31.785	<b>1:07.231</b>	22.328	24.646	20.257	83.363	75.233
4	14:28:35.616	<b>1:03.831</b>	20.769	<b>23.292</b>	19.770	<b>85.815</b>	<b>76.782</b>
5	14:29:40.368	<b>1:04.752</b>	20.994	23.903	19.855	84.732	75.914
6	14:30:46.195	<b>1:05.827</b>	21.530	24.112	20.185	85.379	75.487
7	14:31:50.379	<b>1:04.184</b>	<b>20.586</b>	23.704	19.894	83.675	75.233
8	14:32:55.136	<b>1:04.757</b>	21.420	23.810	<b>19.527</b>	84.946	76.172
9	14:33:59.514	<b>1:04.378</b>	20.810	23.803	19.765	84.625	75.828

(10) Jake HUTCHISON

1	14:25:20.356			26.791	19.945	81.639	74.981
2	14:26:25.376	<b>1:05.020</b>	20.949	24.249	19.822	83.675	76.000
3	14:27:32.155	<b>1:06.779</b>	21.896	24.734	20.149	84.625	75.233
4	14:28:36.248	<b>1:04.093</b>	20.967	<b>23.538</b>	<b>19.588</b>	84.095	<b>76.086</b>
5	14:29:41.109	<b>1:04.861</b>	20.963	23.911	19.987	84.412	75.233
6	14:30:46.679	<b>1:05.570</b>	21.346	24.197	20.027	84.200	74.152
7	14:31:51.108	<b>1:04.429</b>	21.142	23.561	19.726	83.989	75.828
8	14:32:55.874	<b>1:04.766</b>	21.004	23.976	19.786	<b>85.054</b>	75.914
9	14:34:00.000	<b>1:04.126</b>	<b>20.447</b>	23.706	19.973	84.946	75.064

(30) David LONG

Clerk of the Course.

Sig : Time :  
Chief Timekeeper : Ian Sharp (SMART Timing)

Results available at [www.speedhive.com](http://www.speedhive.com) and [www.smart-timing.co.uk](http://www.smart-timing.co.uk)

Printed: 09/04/2018 18:33:32

Orbits



## Jim Clark Memorial Meeting

## Lapchart

Celtic Speed Mini Cooper Cup

Knockhill 1.267 miles

Race 7 - 2nd Race

08/04/2018 14:20

Race (9 Laps) started at 14:24:02

Competitors	Laps								
	1	2	3	4	5	6	7	8	9
Kyle REID (20)	1	20	20	20	20	20	20	20	20
John DUNCAN (24)	2	24	24	24	24	24	24	24	24
Robbie DALGLEISH (91)	3	91	91	91	5	5	5	5	5
David SLEIGH (5)	4	5	5	5	91	23	81	81	81
Dominic WHEATLEY (4)	5	4	4	4	23	4	4	4	4
Ian MUNRO (23)	6	23	23	23	4	81	23	23	23
Douglas SIMPSON (81)	7	81	7	7	81	7	75	7	7
Michael WEDDELL (7)	8	7	81	81	7	75	7	75	75
Craig DILLON (16)	9	16	75	75	75	16	16	16	21
Michael COURTS (75)	10	75	16	16	16	28	28	21	28
Ashleigh MORRIS (77)	11	77	77	77	28	77	21	28	12
Reis ROBERTSON (12)	12	12	28	21	77	21	77	77	26
David McNAUGHTON (28)	13	28	21	28	21	8	12	12	77
Ross WILKINSON (21)	14	21	12	8	8	12	8	26	8
Hannah CHAPMAN (8)	15	8	8	12	12	26	26	8	55
William BLAKE (26)	16	26	26	26	26	55	55	55	95
Andrew BELL (50)	17	50	50	55	55	50	95	95	50
Fiona KINDNESS (55)	18	55	55	50	50	95	50	50	155
Simon HOLDERNESS (52)	19	52	52	95	95	52	52	52	52
Craig BLAKE (95)	20	95	95	52	52	10	10	155	10
Jake HUTCHISON (10)	21	10	10	10	10	155	155	10	30
David LONG (30)	22	30	155	155	155	30	30	30	
Adam KINDNESS (155)	23	155	30	30	30				

Margin of Victory	Avg. Speed	Best Lap Tm	Best Speed	Best Lap by
1.662	72.319	1:02.233	73.287	20 - Kyle REID

Clerk of the Course.

Orbits

Sig : \_\_\_\_\_ Time : \_\_\_\_\_  
 Chief Timekeeper : Ian Sharp (SMART Timing)  
 Results available at [www.speedhive.com](http://www.speedhive.com) and [www.smart-timing.co.uk](http://www.smart-timing.co.uk)



## Jim Clark Memorial Meeting

Celtic Speed Mini Cooper Cup

Knockhill 1.267 miles

Race 131- 3rd Race

08/04/2018 16:50

Race (9 Laps) started at 16:45:21

Top 5 reversed

POLE POSITION

<b>2</b>	81 Douglas SIMPSON
<b>4</b>	24 John DUNCAN
<b>6</b>	23 Ian MUNRO
<b>8</b>	75 Michael COURTS
<b>10</b>	21 Ross WILKINSON
<b>12</b>	12 Reis ROBERTSON
<b>14</b>	77 Ashleigh MORRIS
<b>16</b>	95 Craig BLAKE
<b>18</b>	155 Adam KINDNESS
<b>20</b>	10 Jake HUTCHISON

<b>1</b>	4 Dominic WHEATLEY
<b>3</b>	5 David SLEIGH
<b>5</b>	20 Kyle REID
<b>7</b>	7 Michael WEDDELL
<b>9</b>	28 David McNAUGHTON
<b>11</b>	26 William BLAKE
<b>13</b>	8 Hannah CHAPMAN
<b>15</b>	55 Fiona KINDNESS
<b>17</b>	50 Andrew BELL
<b>19</b>	52 Simon HOLDERNESS

1  
2  
3  
4  
5  
6  
7  
8  
9  
10

Clerk of the Course.

Sig : Time :  
Chief Timekeeper : Ian Sharp (SMART Timing)

Results available at [www.speedhive.com](http://www.speedhive.com) and [www.smart-timing.co.uk](http://www.smart-timing.co.uk)


Printed: 09/04/2018 18:34:09

Orbits




**Jim Clark Memorial Meeting**

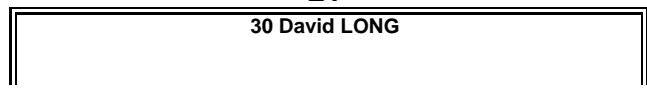
Celtic Speed Mini Cooper Cup	Knockhill 1.267 miles
Race 131- 3rd Race	08/04/2018 16:50
Race (9 Laps) started at 16:45:21	



**22**  
16 Craig DILLON

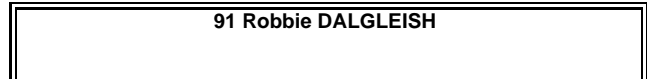


**21**  
30 David LONG



**11**

**23**  
91 Robbie DALGLEISH



**12**

## Jim Clark Memorial Meeting

Sorted on Laps

Scottish Legends Cars Championship

Knockhill 1.267 miles

Race 8 - Heat 2

08/04/2018 14:45

Race (8 Laps) started at 14:44:28

Pos	No.	Name	Make/Model	CC	Class Code	Laps	Total Tm	Diff	Best Tm	In Lap	2nd Best
1	1	John PATERSON	Ford Coupe	1250	L	8	7:59.566		58.957	2	59.160
2	6	David HUNTER	Ford Coupe	1250	L	8	8:02.395	2.829	58.843	2	59.198
3	15	Steven McGILL	Ford Coupe	1250	L	8	8:06.615	7.049	59.394	2	59.714
4	22	Ben MASON	Chevy Sedan	1250	L	8	8:06.731	7.165	59.797	6	59.993
5	8	Jordan HODGSON	Ford Coupe	1250	L	8	8:07.147	7.581	59.753	5	59.931
6	37	Ivor GREENWOOD	Ford Coupe	1250	L	8	8:07.882	8.316	59.244	6	59.422
7	52	Stewart BLACK	Ford Coupe	1250	L	8	8:07.940	8.374	59.061	6	59.338
8	71	Ryan McLEISH	Ford Coupe	1250	L	8	8:11.353	11.787	58.849	5	59.160
9	60	David NEWALL	Ford Coupe	1250	L	8	8:11.393	11.827	59.960	4	59.987
10	17	Billy WAIT	37 Ford	1250	L	8	8:15.484	15.918	1:00.148	3	1:00.408
11	75	Pino PALAZZO	Ford Sedan	1250	L	8	8:18.140	18.574	59.791	7	1:00.211
12	5	Michael PAXTON	Ford Coupe	1250	L	8	8:22.586	23.020	1:00.501	6	1:00.881
13	69	Gerard McCOSH	Ford Coupe	1250	L	8	8:26.491	26.925	1:01.658	6	1:01.664
14	4	Colin McNEILL	Ford Coupe	1250	L	8	8:29.632	30.066	1:00.572	8	1:01.167
15	86	Jon CRITCHLOW	Chevy Sedan	1250	LR	8	8:37.373	37.807	1:02.906	7	1:02.921
16	16	John BUSHBY	Ford Coupe	1250	L	8	8:39.722	40.156	1:03.238	7	1:03.279
17	30	Mark FRENCH	Ford Coupe	1250	LR	8	9:07.369	1:07.803	1:06.204	4	1:06.336
Not classified											
DNF	44	Colm O'SULLIVAN	Ford Coupe	1250	LR	7	7:45.515	DNF	1:00.726	5	1:00.931
DNF	33	Kieran BEATY	Ford Coupe	1250	L	5	5:34.063	DNF	1:01.892	4	1:03.875

### Announcements

New Track Record (58.843) for SMRC Legends by David HUNTER.

Margin of Victory	Avg. Speed	Best Lap Tm	Best Speed	Best Lap by
2.829	76.083	58.843	77.509	6 - David HUNTER

Clerk of the Course.

Orbits

Sig : Time :

Chief Timekeeper : Ian Sharp (SMART Timing)

 Results available at [www.speedhive.com](http://www.speedhive.com) and [www.smart-timing.co.uk](http://www.smart-timing.co.uk)

Printed: 09/04/2018 19:47:04







## Jim Clark Memorial Meeting

### Scottish Legends Cars Championship

Knockhill 1.267 miles

### Race 8 - Heat 2

08/04/2018 14:45

### Race (8 Laps) started at 14:44:28

Lap	Time of Day	Lap Tm	S1	S2	S3	S3Spd	SFSpd
<b>(1) John PATERSON</b>							
1	14:45:31.414	<b>1:02.438</b>	22.505	22.269	17.664	96.281	<b>91.303</b>
2	14:46:30.371	<b>58.957</b>	19.143	<b>22.163</b>	<b>17.651</b>	<b>96.419</b>	91.055
3	14:47:29.661	<b>59.290</b>	19.122	22.299	17.869	95.868	90.320
4	14:48:28.821	<b>59.160</b>	19.093	22.259	17.808	95.323	90.442
5	14:49:28.101	<b>59.280</b>	<b>19.082</b>	22.279	17.919	95.188	89.716
6	14:50:27.466	<b>59.365</b>	19.288	22.400	17.677	94.919	90.320
7	14:51:26.839	<b>59.373</b>	19.186	22.321	17.866	95.459	90.198
8	14:52:28.177	<b>1:01.338</b>	20.068	23.165	18.105	94.385	87.608

Lap	Time of Day	Lap Tm	S1	S2	S3	S3Spd	SFSpd
<b>(6) David HUNTER</b>							
1	14:45:34.603	<b>1:03.865</b>	22.803	23.210	17.852	96.281	91.677
2	14:46:33.446	<b>58.843</b>	<b>18.969</b>	22.189	<b>17.685</b>	98.111	<b>93.343</b>
3	14:47:34.201	<b>1:00.755</b>	20.128	22.324	18.303	<b>98.398</b>	91.055
4	14:48:33.520	<b>59.319</b>	19.078	22.386	17.855	95.868	90.564
5	14:49:32.946	<b>59.426</b>	19.210	22.409	17.807	96.143	90.809
6	14:50:32.144	<b>59.198</b>	19.180	<b>22.145</b>	17.873	96.143	90.686
7	14:51:31.637	<b>59.493</b>	19.189	22.416	17.888	96.281	91.055
8	14:52:31.006	<b>59.369</b>	19.147	22.301	17.921	96.143	89.477

Lap	Time of Day	Lap Tm	S1	S2	S3	S3Spd	SFSpd
<b>(15) Steven McGILL</b>							
1	14:45:35.541	<b>1:04.229</b>	22.765	23.617	<b>17.847</b>	92.818	91.677
2	14:46:34.935	<b>59.394</b>	19.180	22.354	17.860	96.697	90.686
3	14:47:34.649	<b>59.714</b>	19.289	22.258	18.167	98.398	92.562
4	14:48:34.622	<b>59.973</b>	19.766	22.318	17.889	<b>99.714</b>	90.809
5	14:49:34.371	<b>59.749</b>	<b>19.148</b>	22.683	17.918	95.868	90.442
6	14:50:34.354	<b>59.983</b>	19.423	22.429	18.131	95.868	91.179
7	14:51:34.484	<b>1:00.130</b>	20.076	<b>22.196</b>	17.858	97.824	<b>92.818</b>
8	14:52:35.226	<b>1:00.742</b>	19.645	23.108	17.989	94.785	89.957

Lap	Time of Day	Lap Tm	S1	S2	S3	S3Spd	SFSpd
<b>(22) Ben MASON</b>							
1	14:45:32.150	<b>1:02.896</b>	22.594	22.322	<b>17.980</b>	95.188	89.716
2	14:46:33.154	<b>1:01.004</b>	19.519	23.093	18.392	93.595	<b>91.179</b>
3	14:47:34.422	<b>1:01.268</b>	20.199	22.452	18.617	98.543	90.077
4	14:48:35.221	<b>1:00.799</b>	19.654	22.426	18.719	98.688	89.120
5	14:49:35.534	<b>1:00.313</b>	19.916	22.383	18.014	98.254	90.442
6	14:50:35.331	<b>59.797</b>	<b>19.207</b>	22.411	18.179	95.053	88.649
7	14:51:35.324	<b>59.993</b>	19.602	<b>22.261</b>	18.130	<b>98.833</b>	90.198
8	14:52:35.342	<b>1:00.018</b>	19.291	22.739	17.988	95.188	90.564

Lap	Time of Day	Lap Tm	S1	S2	S3	S3Spd	SFSpd
<b>(8) Jordan HODGSON</b>							
1	14:45:32.530	<b>1:03.447</b>	23.114	22.411	<b>17.922</b>	98.688	<b>93.076</b>
2	14:46:32.971	<b>1:00.441</b>	19.408	22.878	18.155	97.824	91.303
3	14:47:34.378	<b>1:01.407</b>	20.184	22.566	18.657	97.257	91.055
4	14:48:34.886	<b>1:00.508</b>	19.433	22.584	18.491	97.967	91.802
5	14:49:34.639	<b>59.753</b>	<b>19.349</b>	22.392	18.012	<b>99.125</b>	92.054
6	14:50:34.570	<b>59.931</b>	19.532	<b>22.316</b>	18.083	98.688	93.076
7	14:51:34.989	<b>1:00.419</b>	20.076	22.415	17.928	98.254	91.802
8	14:52:35.758	<b>1:00.769</b>	19.424	22.792	18.553	95.188	92.308

Lap	Time of Day	Lap Tm	S1	S2	S3	S3Spd	SFSpd
<b>(37) Ivor GREENWOOD</b>							
1	14:45:36.754	<b>1:04.306</b>	22.616	23.448	18.242	<b>100.611</b>	93.335
2	14:46:36.418	<b>59.664</b>	19.609	22.408	<b>17.647</b>	98.398	91.928
3	14:47:35.840	<b>59.422</b>	<b>19.232</b>	22.424	17.766	98.254	92.308
4	14:48:35.456	<b>59.616</b>	19.262	22.305	18.049	98.979	<b>93.595</b>
5	14:49:35.164	<b>59.708</b>	19.379	22.540	17.789	98.111	92.562
6	14:50:34.408	<b>59.244</b>	19.278	<b>22.128</b>	17.838	100.460	93.076
7	14:51:34.253	<b>59.845</b>	19.699	22.418	17.728	97.399	91.677
8	14:52:36.493	<b>1:02.240</b>	19.617	23.205	19.418	95.459	91.552

Lap	Time of Day	Lap Tm	S1	S2	S3	S3Spd	SFSpd
<b>(52) Stewart BLACK</b>							
1	14:45:37.887	<b>1:04.844</b>	22.771	23.679	18.394	97.824	<b>92.690</b>
2	14:46:39.438	<b>1:01.551</b>	20.964	22.836	17.751	98.398	91.179
3	14:47:38.776	<b>59.338</b>	19.366	22.259	17.713	97.117	91.427
4	14:48:38.309	<b>59.533</b>	19.235	<b>22.239</b>	18.059	<b>99.566</b>	92.054
5	14:49:37.762	<b>59.453</b>	19.341	22.248	17.864	96.697	89.957
6	14:50:36.823	<b>59.061</b>	19.157	22.299	<b>17.605</b>	96.419	91.055
7	14:51:36.414	<b>59.591</b>	19.572	22.383	17.636	96.419	90.809
8	14:52:36.551	<b>1:00.137</b>	<b>19.155</b>	22.503	18.479	96.976	89.716

Lap	Time of Day	Lap Tm	S1	S2	S3	S3Spd	SFSpd
<b>(71) Ryan McLEISH</b>							
1	14:45:38.595	<b>1:06.191</b>	24.292	23.911	17.988	95.731	<b>91.928</b>
2	14:46:41.217	<b>1:02.622</b>	21.480	23.201	17.941	<b>97.824</b>	91.303

Lap	Time of Day	Lap Tm	S1	S2	S3	S3Spd	SFSpd
3	14:47:40.377	<b>59.160</b>	19.057	22.276	17.827	96.281	90.077
4	14:48:39.799	<b>59.422</b>	19.318	22.296	17.808	95.053	90.077
5	14:49:38.648	<b>58.849</b>	<b>19.024</b>	<b>22.072</b>	<b>17.753</b>	97.257	90.686
6	14:50:39.909	<b>1:01.261</b>	19.113	24.147	18.001	93.465	90.686
7	14:51:40.265	<b>1:00.356</b>	19.281	23.094	17.981	97.257	89.120
8	14:52:39.964	<b>59.699</b>	19.301	22.325	18.073	93.857	89.120

Lap	Time of Day	Lap Tm	S1	S2	S3	S3Spd	SFSpd
<b>(60) David NEWALL</b>							
1	14:45:37.295	<b>1:04.472</b>	22.565	23.406	18.501	<b>100.161</b>	<b>94.252</b>
2	14:46:38.164	<b>1:00.869</b>	20.174	22.714	17.981	98.254	92.054
3	14:47:38.151	<b>59.987</b>	19.529	22.607	<b>17.851</b>	97.117	92.054
4	14:48:38.111	<b>59.960</b>	<b>19.409</b>	22.618	17.933	99.272	92.054
5	14:49:38.379	<b>1:00.268</b>	19.836	22.553	17.879	98.688	91.677
6	14:50:39.661	<b>1:01.282</b>	19.415	23.973	17.894	96.143	90.809
7	14:51:39.947	<b>1:00.286</b>	19.502	22.873	17.911	96.836	91.552
8	14:52:40.004	<b>1:00.057</b>	19.715	<b>22.398</b>	17.944	98.833	91.928

Lap	Time of Day	Lap Tm	S1	S2	S3	S3Spd	SFSpd
<b>(17) Billy WAIT</b>							
1	14:45:37.141	<b>1:05.174</b>	22.882	23.579	18.713	96.836	<b>92.054</b>
2	14:46:39.743	<b>1:02.602</b>	21.460	23.159	17.983	<b>98.833</b>	91.179
3	14:47:39.891	<b>1:00.148</b>	19.514	<b>22.588</b>	18.046	95.868	89.957
4	14:48:40.530	<b>1:00.639</b>	19.973	22.719	<b>17.947</b>	95.868	89.716
5	14:49:40.967	<b>1:00.437</b>	<b>19.466</b>	22.869	18.102	94.518	88.884
6	14:50:41.502	<b>1:00.535</b>	19.494	23.065	17.976	95.053	89.477
7	14:51:41.910	<b>1:00.408</b>	19.487	22.860	18.061	94.651	89.477
8	14:52:44.095	<b>1:02.185</b>	19.550	23.019	19.616	93.857	82.747

Lap	Time of Day	Lap Tm	S1	S2	S3	S3Spd	SFSpd
<b>(75) Pino PALAZZO</b>							
1	14:45:39.026	<b>1:07.044</b>	24.385	24.478	18.181	<b>99.566</b>	<b>92.181</b>
2	14:46:42.203	<b>1:03.177</b>	21.676	23.283	18.218	98.398	92.054
3	14:47:44.946	<b>1:02.743</b>	20.337	24.132	18.274	93.465	89.716
4	14:48:45.743	<b>1:00.797</b>	19.506	22.960	18.331	94.518	89.239
5	14:49:46.215	<b>1:00.472</b>	19.559	22.829	18.084	93.595	89.596
6	14:50:46.426	<b>1:00.211</b>	19.480	22.869	<b>17.862</b>	94.252	89.716
7	14:51:46.217	<b>59.791</b>	<b>19.301</b>	<b>22.585</b>	17.905	94.252	89.716
8	14:52:46.751	<b>1:00.534</b>	19.345	23.064	18.125	93.335	88.884

Lap	Time of Day	Lap Tm	S1	S2	S3	S3Spd	SFSpd
<b>(5) Michael PAXTON</b>							
1	14:45:38.076	<b>1:07.389</b>	24.510	24.061	18.818	96.976	<b>90.686</b>
2	14:46:42.275	<b>1:04.199</b>	21.742	23.693	18.764	<b>97.399</b>	90.320

## Jim Clark Memorial Meeting

Scottish Legends Cars Championship

Knockhill 1.267 miles

Race 8 - Heat 2

08/04/2018 14:45

Race (8 Laps) started at 14:44:28

Lap	Time of Day	Lap Tm	S1	S2	S3	S3Spd	SFSpd	Lap	Time of Day	Lap Tm	S1	S2	S3	S3Spd	SFSpd
7	14:52:02.323	<b>1:02.906</b>	20.375	23.917	18.614	94.385	88.068								
8	14:53:05.984	<b>1:03.661</b>	20.555	<b>23.746</b>	19.360	95.053	88.183								
<b>(16) John BUSHBY</b>															
1	14:45:36.512	<b>1:06.641</b>	23.524	24.210	18.907	<b>94.120</b>	87.608								
2	14:46:44.940	<b>1:08.428</b>	25.348	24.552	18.528	93.595	<b>87.952</b>								
3	14:47:48.253	<b>1:03.313</b>	<b>20.466</b>	24.086	18.761	93.988	87.608								
4	14:48:51.532	<b>1:03.279</b>	20.553	24.162	18.564	92.818	87.040								
5	14:49:55.019	<b>1:03.487</b>	20.784	<b>23.938</b>	18.765	91.928	86.590								
6	14:50:58.342	<b>1:03.323</b>	20.700	24.247	<b>18.376</b>	93.076	86.146								
7	14:52:01.580	<b>1:03.238</b>	20.610	24.136	18.492	92.054	85.706								
8	14:53:08.333	<b>1:06.753</b>	20.657	24.218	21.878	91.303	83.780								
<b>(30) Mark FRENCH</b>															
1	14:45:43.157	<b>1:08.519</b>	23.249	25.441	19.829	<b>87.952</b>	81.839								
2	14:46:50.314	<b>1:07.157</b>	22.182	24.874	20.101	87.266	<b>82.139</b>								
3	14:47:57.067	<b>1:06.753</b>	21.524	25.053	20.176	86.927	82.039								
4	14:49:03.271	<b>1:06.204</b>	21.799	<b>24.674</b>	<b>19.731</b>	86.479	81.540								
5	14:50:13.425	<b>1:10.154</b>	23.099	26.325	20.730	85.270	79.230								
6	14:51:20.565	<b>1:07.140</b>	22.048	24.951	20.141	85.596	80.368								
7	14:52:26.901	<b>1:06.336</b>	<b>21.452</b>	25.014	19.870	83.054	81.739								
8	14:53:35.980	<b>1:09.079</b>	21.954	26.695	20.430	84.095	79.230								
<b>(44) Colm O'SULLIVAN</b>															
1	14:45:38.348	<b>1:05.144</b>	22.738	24.118	18.288	<b>93.205</b>	<b>90.686</b>								
2	14:46:41.041	<b>1:02.693</b>	21.251	23.153	18.289	93.076	88.299								
3	14:47:45.291	<b>1:04.250</b>			18.289	92.562	89.477								
4	14:48:46.222	<b>1:00.931</b>		22.976	<b>18.098</b>	92.818	88.416								
5	14:49:46.948	<b>1:00.726</b>	<b>19.701</b>	<b>22.887</b>	18.138	92.054	88.183								
6	14:50:48.406	<b>1:01.458</b>	19.852	23.432	18.174	91.552	87.837								
7	14:52:14.126	<b>1:25.720</b>	20.165												
<b>(33) Kieran BEATY</b>															
1	14:45:38.142	<b>1:08.045</b>	24.449	23.514	20.082	98.111	87.040								
2	14:46:42.017	<b>1:03.875</b>	22.144	23.328	<b>18.403</b>	<b>98.254</b>	<b>91.179</b>								
3	14:47:46.185	<b>1:04.168</b>	20.507	25.101	18.560	93.335	88.416								
4	14:48:48.077	<b>1:01.892</b>	19.977	<b>23.116</b>	18.799	93.988	89.002								
5	14:50:02.674	<b>1:14.597</b>	<b>19.894</b>	24.173	30.530	60.132	26.122								

Clerk of the Course.

Sig : Time :  
Chief Timekeeper : Ian Sharp (SMART Timing)

Results available at [www.speedhive.com](http://www.speedhive.com) and [www.smart-timing.co.uk](http://www.smart-timing.co.uk)

Printed: 09/04/2018 19:47:55

Orbits





# Race Results



Bulletin No. \_\_\_\_\_

## Jim Clark Memorial Meeting

Lapchart


Scottish Legends Cars Championship

Knockhill 1.267 miles

Race 8 - Heat 2

08/04/2018 14:45

Race (8 Laps) started at 14:44:28



Competitors	Laps								
	0	1	2	3	4	5	6	7	8
John PATERSON (1)	1	1	1	1	1	1	1	1	1
Jordan HODGSON (8)	2	8	22	8	6	6	6	6	6
Ben MASON (22)	3	22	8	22	8	15	15	15	37
Colin McNEILL (4)	4	4	6	6	22	8	8	37	15
John BUSHBY (16)	5	16	15	15	15	22	37	8	8
Kieran BEATY (33)	6	33	16	37	37	37	22	22	22
Michael PAXTON (5)	7	5	37	60	60	60	52	52	52
David HUNTER (6)	8	6	4	52	52	52	60	60	60
Steven McGILL (15)	9	15	17	17	17	71	71	71	71
Gerard McCOSH (69)	10	69	60	44	71	17	17	17	17
Billy WAIT (17)	11	17	52	71	75	75	75	75	75
Pino PALAZZO (75)	12	75	5	4	44	44	44	44	5
Ryan McLEISH (71)	13	71	33	33	5	5	5	5	69
Ivor GREENWOOD (37)	14	37	44	75	33	33	69	69	4
David NEWALL (60)	15	60	71	5	69	69	16	4	16
Stewart BLACK (52)	16	52	75	69	16	16	4	16	86
Colm O'SULLIVAN (44)	17	44	69	16	86	4	86	86	44
Jon CRITCHLOW (86)	18	86	86	86	4	86	33	30	30
Mark FRENCH (30)	19	30	30	30	30	30			

Margin of Victory	Avg. Speed	Best Lap Tm	Best Speed	Best Lap by
2.829	76.083	58.843	77.509	6 - David HUNTER

Clerk of the Course.

Orbits

Sig : Time :  
Chief Timekeeper : Ian Sharp (SMART Timing)

Results available at [www.speedhive.com](http://www.speedhive.com) and [www.smart-timing.co.uk](http://www.smart-timing.co.uk)

Printed: 09/04/2018 19:48:53





## Jim Clark Memorial Meeting

Sorted on Laps

Scottish Saloon &amp; Sports Car Championship

Knockhill 1.267 miles

Race 9 - 2nd Race

08/04/2018 15:10

Race (12 Laps) started at 15:05:31

Pos	No.	Name	Make/Model	CC	Class Code	Laps	Total Tm	Diff	Best Tm	In Lap	2nd Best
1	51	Roddie PATERSON	Caterham C400	2300	A3	10	8:49.742		51.835	10	52.208
2	29	Robert DRUMMOND	Ford Escort Cosworth	2000	A1	10	8:52.560	2.818	51.636	8	52.238
3	48	Alan DONCASTER	Mitsubishi EVO 6RS	2000	B1	10	9:27.558	37.816	55.357	9	55.473
4	54	Andrew MORRISON	Seat Cupra TCR	1984	A2	10	9:27.733	37.991	55.273	9	55.344
5	70	Oliver MORTIMER	Mini Cooper R53	1600	R53	9	8:48.295	1 Lap	57.449	4	57.471
6	27	Paul WILSON	Mini Cooper R53	2000	R53	9	8:51.668	1 Lap	57.739	4	57.937
7	13	Alastair BAPTIE	MGB GT V8	3900	B1	9	8:54.577	1 Lap	56.193	4	56.291
8	83	Fraser JAMIESON	Mini Cooper R53	1600	R53	9	9:01.080	1 Lap	58.992	2	59.086
9	43	Stuart BUCHAN	Mini Cooper R53	1600	R53	9	9:04.245	1 Lap	59.157	7	59.198
10	26	Andrew PATERSON	BMW E36 318i	1796	B3	9	9:32.487	1 Lap	1:01.935	9	1:02.061
Not classified (from pos 11)											
	37	Kenneth McKELL	Mitsubishi EVO 8	2000	A1	10	8:52.671	2.929	51.661	7	51.677
DNF	7	Vic COVEY Jnr	Mini Cooper R53	1600	R53	6	6:11.067	DNF	58.636	2	58.659
DNF	9	Ron CUMMING	Nemesis Kit Car	2000	A3	5	4:57.338	DNF	52.522	4	53.305
DNS	18	Ian CREHAN	Mazda MX5	1600	B1			DNS		0	
DNS	34	Scott DUTHIE	BMW Z3	2500	B1			DNS		0	

## Announcements

New Track Record (1:01.935) for SMRC Sports/Sal. (B3) by Andrew PATERSON.

New Track Record (51.636) for SMRC Sports/Sal. (A1) by Robert DRUMMOND.

New Track Record (57.449) for SMRC Sports/Sal. (R53) by Oliver MORTIMER.

New Track Record (55.273) for SMRC Sports/Sal. (A2) by Andrew MORRISON.

New Track Record (55.357) for SMRC Sports/Sal. (B1) by Alan DONCASTER.

RED FLAG after Leader completed 11 Laps - Result declared at 10 Laps.

Car No.37 - Not classified - Not running at time of Red Flag.

Margin of Victory	Avg. Speed	Best Lap Tm	Best Speed	Best Lap by
2.818	86.095	51.636	88.327	29 - Robert DRUMMOND

Clerk of the Course.

Orbits

Sig : Time :

Chief Timekeeper : Ian Sharp (SMART Timing)

Results available at [www.speedhive.com](http://www.speedhive.com) and [www.smart-timing.co.uk](http://www.smart-timing.co.uk)

Printed: 09/04/2018 17:39:17





## Jim Clark Memorial Meeting

## Scottish Saloon &amp; Sports Car Championship

Knockhill 1.267 miles

## Race 9 - 2nd Race

08/04/2018 15:10

## Race (12 Laps) started at 15:05:31

Lap	Time of Day	Lap Tm	S1	S2	S3	S3Spd	SFSpd	Lap	Time of Day	Lap Tm	S1	S2	S3	S3Spd	SFSpd
<b>(51) Roddie PATERSON</b>															
1	15:06:29.077							3	15:08:27.094	<b>56.363</b>	18.758	21.071	<b>16.534</b>	115.305	106.183
2	15:07:21.549	<b>52.472</b>						4	15:09:23.287	<b>56.193</b>	18.495	<b>21.050</b>	16.648	<b>116.709</b>	<b>107.372</b>
3	15:08:14.364	<b>52.815</b>						5	15:10:19.578	<b>56.291</b>	18.465	21.153	16.673	114.518	106.689
4	15:09:07.072	<b>52.708</b>						6	15:11:16.886	<b>57.308</b>	18.858	21.458	16.992	111.474	107.030
5	15:09:59.304	<b>52.232</b>						7	15:12:17.394	<b>1:00.508</b>	<b>18.424</b>	22.843	19.241	91.179	87.266
6	15:10:51.512	<b>52.208</b>						8	15:13:20.694	<b>1:03.300</b>	20.008	23.730	19.562	92.181	83.363
7	15:11:43.882	<b>52.370</b>						9	15:14:25.588	<b>1:04.894</b>	20.829	23.839	20.226	89.716	80.176
8	15:12:36.307	<b>52.425</b>						<b>(83) Fraser JAMIESON</b>							
9	15:13:28.918	<b>52.611</b>						1	15:06:38.035			23.273	18.354	96.005	88.068
10	15:14:20.753	<b>51.835</b>						2	15:07:37.027	<b>58.992</b>			<b>17.896</b>	97.540	88.299
<b>(29) Robert DRUMMOND</b>															
1	15:06:29.455		20.825	15.589	131.070	118.985		3	15:08:36.363	<b>59.336</b>			18.066	<b>97.682</b>	87.837
2	15:07:23.269	<b>53.814</b>	18.120	20.626	15.068	132.886	123.133	4	15:09:35.676	<b>59.313</b>			18.158	96.558	88.299
3	15:08:16.209	<b>52.940</b>	17.623	20.281	15.036	133.415	123.587	5	15:10:34.762	<b>59.086</b>			17.967	97.399	87.837
4	15:09:08.447	<b>52.238</b>	17.502	19.828	14.908	<b>135.845</b>	126.380	6	15:11:33.895	<b>59.133</b>	18.964	22.062	18.107	95.188	87.266
5	15:10:01.001	<b>52.554</b>	17.316	20.110	15.128	132.886	122.908	7	15:12:32.985	<b>59.090</b>			18.057	96.419	87.380
6	15:10:53.303	<b>52.302</b>	17.354	19.865	15.083	133.680	<b>126.857</b>	8	15:13:32.791	<b>59.806</b>			17.942	94.651	87.040
7	15:11:45.672	<b>52.369</b>	17.250	20.123	14.996	133.680	126.618	9	15:14:32.091	<b>59.300</b>			18.156	94.919	<b>88.416</b>
8	15:12:37.308	<b>51.636</b>	<b>17.189</b>	<b>19.802</b>	<b>14.645</b>	133.415	124.968	<b>(43) Stuart BUCHAN</b>							
9	15:13:29.914	<b>52.606</b>	17.312	20.265	15.029	125.670	119.409	1	15:06:38.957			24.363	18.488	89.239	85.270
10	15:14:23.571	<b>53.657</b>	17.488	20.570	15.599	125.201	122.236	2	15:07:38.927	<b>59.970</b>	19.321	22.527	18.122	95.323	85.162
<b>(48) Alan DONCASTER</b>															
1	15:06:32.437		21.657	16.660	116.103	<b>110.193</b>		3	15:08:38.747	<b>59.820</b>	19.403	22.351	18.066	95.323	86.035
2	15:07:29.636	<b>57.199</b>	18.892	21.544	16.763	115.703	110.193	4	15:09:38.403	<b>59.656</b>	19.238	22.383	18.035	94.919	86.146
3	15:08:26.287	<b>56.651</b>	19.216	21.037	16.398	115.903	109.296	5	15:10:37.625	<b>59.222</b>	19.077	22.187	17.958	95.459	85.270
4	15:09:22.743	<b>56.456</b>	18.739	21.187	16.530	115.903	108.764	6	15:11:36.834	<b>59.209</b>	19.104	22.254	<b>17.851</b>	95.053	85.379
5	15:10:19.283	<b>56.540</b>	18.532	20.917	17.091	116.709	108.238	7	15:12:35.991	<b>59.157</b>	19.071	22.227	17.859	94.919	<b>86.814</b>
6	15:11:15.948	<b>56.665</b>	18.645	21.064	16.956	116.103	107.544	8	15:13:36.058	<b>1:00.067</b>	19.629	22.584	17.854	<b>96.005</b>	85.706
7	15:12:11.680	<b>55.732</b>	18.375	21.003	16.354	116.103	109.118	9	15:14:35.256	<b>59.198</b>	<b>19.055</b>	<b>22.169</b>	17.974	95.188	85.706
8	15:13:07.153	<b>55.473</b>	18.369	20.818	<b>16.286</b>	<b>117.733</b>	109.474	<b>(26) Andrew PATERSON</b>							
9	15:14:02.510	<b>55.357</b>	<b>18.072</b>	20.877	16.408	117.526	109.118	1	15:06:40.872			24.356	18.728	91.552	82.645
10	15:14:58.569	<b>56.059</b>	18.281	<b>20.816</b>	16.962	116.103	106.859	2	15:07:43.977	<b>1:03.105</b>	20.503	23.779	18.823	90.320	82.442
<b>(54) Andrew MORRISON</b>															
1	15:06:35.405		22.392	17.282	109.832	101.832		3	15:08:47.144	<b>1:03.167</b>	20.232	24.103	18.832	90.077	82.543
2	15:07:32.253	<b>56.848</b>	18.992	21.437	16.419	109.832	101.678	4	15:09:50.024	<b>1:02.880</b>	20.405	23.882	18.593	90.320	83.157
3	15:08:28.303	<b>56.050</b>	18.503	21.031	16.516	110.012	102.611	5	15:10:54.602	<b>1:04.578</b>	20.299	23.604	20.675	90.686	81.938
4	15:09:23.647	<b>55.344</b>	17.872	20.970	16.502	110.922	<b>104.692</b>	6	15:11:57.166	<b>1:02.564</b>	20.414	23.754	18.396	90.442	82.951
5	15:10:20.383	<b>56.736</b>	18.362	21.188	17.186	111.105	101.832	7	15:12:59.502	<b>1:02.336</b>	20.094	23.871	18.371	90.777	82.951
6	15:11:16.650	<b>56.267</b>	18.316	21.513	16.438	110.922	103.561	8	15:14:01.563	<b>1:02.061</b>	20.078	23.523	18.460	90.809	82.442
7	15:12:12.431	<b>55.781</b>	18.033	21.400	<b>16.348</b>	109.474	102.611	9	15:15:03.498	<b>1:01.935</b>	20.562	<b>23.060</b>	<b>18.313</b>	<b>91.677</b>	<b>83.571</b>
8	15:13:07.897	<b>55.466</b>	17.988	20.940	16.538	112.033	102.768	<b>(37) Kenneth McKELL</b>							
9	15:14:03.170	<b>55.273</b>	<b>17.717</b>	20.957	16.599	112.033	103.242	1	15:06:34.818			22.255	15.774	124.273	122.236
10	15:14:58.744	<b>55.574</b>	18.200	<b>20.629</b>	16.745	<b>112.597</b>	103.402	2	15:07:28.072	<b>53.254</b>	18.011	20.269	14.974	<b>129.802</b>	121.572
<b>(70) Oliver MORTIMER</b>															
1	15:06:35.337			18.120		88.299		3	15:08:20.169	<b>52.097</b>	17.405	19.852	14.840	128.805	122.459
2	15:07:33.948	<b>58.611</b>		17.412	<b>98.833</b>	<b>88.884</b>		4	15:09:12.021	<b>51.852</b>	17.412	19.646	14.794	129.302	121.792
3	15:08:31.419	<b>57.471</b>		<b>17.385</b>	97.682	88.884		5	15:10:03.858	<b>51.837</b>	17.223	19.497	15.117	129.302	122.236
4	15:09:28.868	<b>57.449</b>		17.430		88.884		6	15:10:55.600	<b>51.742</b>	16.920	19.638	15.184	127.339	119.835
5	15:10:26.905	<b>58.037</b>		17.542		87.952		7	15:11:47.261	<b>51.661</b>	17.204	19.674	<b>14.783</b>	128.805	<b>123.360</b>
6	15:11:24.754	<b>57.849</b>		17.557	95.459	87.837		8	15:12:38.938	<b>51.677</b>	17.072	19.651	14.954	128.559	121.133
7	15:12:23.089	<b>58.335</b>		17.602	94.651	87.494		9	15:13:31.800	<b>52.862</b>	17.267	20.334	15.261	126.618	121.792
8	15:13:21.069	<b>57.980</b>		17.589		88.299		10	15:14:23.682	<b>51.882</b>	17.044	<b>19.374</b>	15.464	127.339	122.014
9	15:14:19.306	<b>58.237</b>		17.788		87.040		<b>(7) Vic COVEY Jnr</b>							
<b>(27) Paul WILSON</b>															
1	15:06:35.426		22.170	17.983	<b>97.117</b>	87.040		1	15:06:37.095			23.018	18.246	96.281	86.927
2	15:07:34.806	<b>59.380</b>	19.743	21.870	17.767	97.117	87.040	2	15:07:35.731	<b>58.636</b>	18.879	<b>21.925</b>	<b>17.832</b>	95.868	<b>87.380</b>
3	15:08:32.838	<b>58.032</b>	18.685	21.709	<b>17.638</b>	96.419	87.153	3	15:08:34.390	<b>58.659</b>	<b>18.736</b>	21.979	17.944	<b>96.836</b>	87.266
4	15:09:30.577	<b>57.739</b>	<b>18.550</b>	21.545	17.644	97.117	<b>87.722</b>	4	15:09:33.886	<b>59.496</b>	19.135	22.415	17.946	95.731	86.814
5	15:10:28.709	<b>58.132</b>	18.720	21.666	17.746	96.558	87.153	5	15:10:33.620	<b>59.734</b>	19.090	22.599	18.045	95.188	86.368
6	15:11:26.646	<b>57.937</b>	18.600	<b>21.522</b>	17.815	96.836	86.479	6	15:11:42.078	<b>1:08.458</b>	18.969	25.499	23.990	68.268	40.845
7	15:12:24.666	<b>58.020</b>	18.652	21.561	17.807	96.281	87.266	<b>(9) Ron CUMMING</b>							
8	15:13:23.449	<b>58.783</b>	18.647	22.343	17.793	96.976	87.722	1	15:06:35.890			21.087	16.200	117.321	111.105
9	15:14:22.679	<b>59.230</b>	18.826	22.546	17.858	95.868	86.702	2	15:07:29.766	<b>53.876</b>	17.356	20.745	15.775	119.409	107.201
<b>(13) Alastair BAPTIE</b>															
1	15:06:33.304		21.968	16.778	113.166	105.184		3	15:08:23.071	<b>53.305</b>	17.128	20.424	15.753	<b>119.835</b>	109.474
2	15:07:30.731	<b>57.427</b>	18.731	22.027	16.669	111.105	104.529	4	15:09:15.593	<b>52.522</b>	<b>17.046</b>	<b>20.062</b>	<b>15.414</b>	115.305	<b>115.305</b>
5								5	15:10:28.349	<b>1:12.756</b>	17.453	24.076	31.227	58.152	28.208

Clerk of the Course.

Sig : Time :

Chief Timekeeper : Ian Sharp (SMART Timing)

Results available at [www.speedhive.com](http://www.speedhive.com) and [www.smart-timing.co.uk](http://www.smart-timing.co.uk)

Printed: 09/04/2018 17:42:04

Orbits





## Jim Clark Memorial Meeting

## Lapchart

Scottish Saloon & Sports Car Championship

Knockhill 1.267 miles

Race 9 - 2nd Race

08/04/2018 15:10

Race (12 Laps) started at 15:05:31

Competitors	Laps										
	1	2	3	4	5	6	7	8	9	10	
Roddie PATERSON (51)	1	51	51	51	51	51	51	51	51	51	51
Robert DRUMMOND (29)	2	29	29	29	29	29	29	29	29	29	29
Alan DONCASTER (48)	3	48	37	37	37	37	37	37	37	37	37
Alastair BAPTIE (13)	4	13	48	9	9	48	48	48	48	48	48
Kenneth McKELL (37)	5	37	9	48	48	13	54	54	54	54	54
Oliver MORTIMER (70)	6	70	13	13	13	54	13	13	13	70	
Andrew MORRISON (54)	7	54	54	54	54	70	70	70	70	27	
Paul WILSON (27)	8	27	70	70	70	9	27	27	27	13	
Ron CUMMING (9)	9	9	27	27	27	27	83	83	83	83	
Vic COVEY Jnr (7)	10	7	7	7	7	7	43	43	43	43	
Fraser JAMIESON (83)	11	83	83	83	83	83	7	26	26	26	
Stuart BUCHAN (43)	12	43	43	43	43	43	26				
Andrew PATERSON (26)	13	26	26	26	26	26					
-	14										
-	15										

Margin of Victory	Avg. Speed	Best Lap Tm	Best Speed	Best Lap by
2.818	86.095	51.636	88.327	29 - Robert DRUMMOND

Clerk of the Course.

Orbits

Sig : Time :  
Chief Timekeeper : Ian Sharp (SMART Timing)

Results available at [www.speedhive.com](http://www.speedhive.com) and [www.smart-timing.co.uk](http://www.smart-timing.co.uk)

Printed: 09/04/2018 17:42:20









**Jim Clark Memorial Meeting**
**Sorted on Laps**

Scottish Formula Ford 1600 Championship

Knockhill 1.267 miles

Race 10 - 2nd Race

08/04/2018 15:35

Race (12 Laps) started at 15:40:19

Pos	No.	Name	Make/Model	CC	Class Code	Laps	Total Tm	Diff	Best Tm	In Lap	2nd Best
1	1	Ross MARTIN	Ray GR17	1600	FFA	12	10:54.984		53.956	10	53.981
2	88	Sebastian MELROSE	Ray GR14	1600	FFA	12	10:59.680	4.696	54.518	6	54.631
3	33	Jordan GRONKOWSKI	Van Diemen JL012K	1600	FFA	12	11:07.550	12.566	54.017	11	54.159
4	3	Neil BROOME	Ray GR17	1600	FFA	12	11:13.311	18.327	55.012	9	55.059
5	92	Matthew CHISHOLM	Van Diemen RF00	1600	FFA	12	11:13.759	18.775	54.915	9	54.930
6	70	Gary SYKES	Ray GR10	1600	FFA	12	11:19.015	24.031	55.340	10	55.397
7	30	Steven BARLOW	Ray GR09	1600	FFA	12	11:19.134	24.150	55.343	11	55.406
8	77	Fraser GRAY	Ray GR14	1600	FFA	12	11:22.502	27.518	55.685	9	55.913
9	78	James CLARKE	Mygale SJ08	1600	FFA	12	11:23.351	28.367	55.792	9	56.111
<b>Not classified</b>											
DNF	29	Ross HOWE	Van Diemen RF99	1600	FFA	7	8:22.477	DNF	56.428	6	56.699

**Announcements**

New Track Record (53.956) for SMRC FF1600 (A) by Ross MARTIN.

Margin of Victory	Avg. Speed	Best Lap Tm	Best Speed	Best Lap by
4.696	83.559	53.956	84.529	1 - Ross MARTIN

Clerk of the Course.

Orbits

 Sig : Time :  
 Chief Timekeeper : Ian Sharp (SMART Timing)

 Results available at [www.speedhive.com](http://www.speedhive.com) and [www.smart-timing.co.uk](http://www.smart-timing.co.uk)

Printed: 09/04/2018 18:51:23



## Jim Clark Memorial Meeting

Scottish Formula Ford 1600 Championship

Knockhill 1.267 miles

Race 10 - 2nd Race

08/04/2018 15:35

Race (12 Laps) started at 15:40:19

Lap	Time of Day	Lap Tm	S1	S2	S3	S3Spd	SFSpd
<b>(1) Ross MARTIN</b>							
1	15:41:16.828			20.609	16.655	101.066	92.818
2	15:42:11.535	<b>54.707</b>	17.859	20.348	16.500	101.678	93.465
3	15:43:06.407	<b>54.872</b>	17.879	20.403	16.590	101.832	93.465
4	15:44:00.745	<b>54.338</b>	17.756	20.232	16.350	102.142	93.726
5	15:44:55.077	<b>54.332</b>	17.736	20.230	16.366	102.142	93.726
6	15:45:49.443	<b>54.366</b>	17.688	20.342	16.336	<b>102.611</b>	93.857
7	15:46:43.657	<b>54.214</b>	17.679	20.236	16.299	102.611	93.726
8	15:47:37.779	<b>54.122</b>	17.593	20.237	16.292	102.142	93.726
9	15:48:31.809	<b>54.030</b>	17.628	20.091	16.311	102.454	<b>94.120</b>
10	15:49:25.765	<b>53.956</b>	<b>17.558</b>	<b>20.082</b>	16.316	102.454	94.120
11	15:50:20.299	<b>54.534</b>	17.937	20.354	<b>16.243</b>	102.298	94.120
12	15:51:14.280	<b>53.981</b>	17.561	20.148	16.272	102.454	94.120

Lap	Time of Day	Lap Tm	S1	S2	S3	S3Spd	SFSpd
<b>(88) Sebastian MELROSE</b>							
1	15:41:17.218			20.568	16.640	103.721	93.988
2	15:42:12.246	<b>55.028</b>	17.938	20.472	16.618	103.721	94.252
3	15:43:07.019	<b>54.773</b>	17.892	<b>20.349</b>	16.532	<b>103.882</b>	94.518
4	15:44:01.694	<b>54.675</b>	17.792	20.403	16.480	103.721	<b>94.785</b>
5	15:44:56.371	<b>54.677</b>	17.811	20.382	16.484	103.402	94.252
6	15:45:50.889	<b>54.518</b>	17.758	20.361	16.399	103.084	94.518
7	15:46:45.666	<b>54.777</b>	17.838	20.459	16.400	102.611	<b>94.385</b>
8	15:47:40.298	<b>54.632</b>	<b>17.706</b>	20.542	16.384	102.768	94.252
9	15:48:34.944	<b>54.646</b>	17.744	20.525	<b>16.377</b>	102.768	94.651
10	15:49:29.575	<b>54.631</b>	17.776	20.422	16.433	102.768	94.518
11	15:50:24.260	<b>54.685</b>	17.774	20.512	16.399	102.768	94.785
12	15:51:18.976	<b>54.716</b>	17.821	20.515	16.380	102.611	94.785

Lap	Time of Day	Lap Tm	S1	S2	S3	S3Spd	SFSpd
<b>(33) Jordan GRONKOWSKI</b>							
1	15:41:22.178			21.229	17.382	102.298	92.435
2	15:42:18.294	<b>56.116</b>	18.352	21.018	16.746	102.611	94.651
3	15:43:14.022	<b>55.728</b>	18.301	20.491	16.936	104.366	94.252
4	15:44:10.495	<b>56.473</b>	18.403	20.485	17.585	102.454	91.802
5	15:45:05.334	<b>54.839</b>	17.864	20.276	16.699	<b>104.529</b>	<b>94.785</b>
6	15:45:59.829	<b>54.495</b>	17.538	20.301	16.656	102.142	93.335
7	15:46:54.436	<b>54.607</b>	17.769	20.291	16.547	102.611	92.435
8	15:47:48.751	<b>54.315</b>	17.559	20.225	16.531	102.298	93.726
9	15:48:42.951	<b>54.200</b>	17.555	20.160	16.485	102.298	92.947
10	15:49:37.110	<b>54.159</b>	17.544	20.124	16.491	102.611	93.465
11	15:50:31.127	<b>54.017</b>	17.467	20.170	<b>16.380</b>	102.611	93.465
12	15:51:26.846	<b>55.719</b>	<b>17.440</b>	<b>20.046</b>	18.233	102.768	79.606

Lap	Time of Day	Lap Tm	S1	S2	S3	S3Spd	SFSpd
<b>(3) Neil BROOME</b>							
1	15:41:19.852			21.267	17.075	102.142	90.809
2	15:42:16.922	<b>57.070</b>	19.007	20.925	17.138	101.987	93.465
3	15:43:13.264	<b>56.342</b>	18.520	20.662	17.160	102.611	93.857
4	15:44:09.386	<b>56.122</b>	18.532	20.705	16.885	101.987	94.120
5	15:45:05.154	<b>55.768</b>	18.365	20.620	16.783	103.084	94.120
6	15:46:00.863	<b>55.709</b>	18.522	20.531	16.656	<b>104.204</b>	94.651
7	15:46:55.922	<b>55.059</b>	18.015	20.379	16.665	103.721	95.053
8	15:47:51.155	<b>55.233</b>	18.115	20.380	16.738	103.402	94.518
9	15:48:46.167	<b>55.012</b>	<b>17.840</b>	20.411	16.761	103.242	94.252
10	15:49:41.974	<b>55.807</b>	18.441	20.612	16.754	103.084	94.518
11	15:50:37.173	<b>55.199</b>	18.249	20.326	16.624	103.402	95.188
12	15:51:32.607	<b>55.434</b>	18.501	<b>20.315</b>	<b>16.618</b>	103.242	<b>95.459</b>

Lap	Time of Day	Lap Tm	S1	S2	S3	S3Spd	SFSpd
<b>(92) Matthew CHISHOLM</b>							
1	15:41:20.365			21.380	17.162	100.762	92.181
2	15:42:17.184	<b>56.819</b>	18.825	20.843	17.151	101.987	93.335
3	15:43:13.706	<b>56.522</b>	18.622	20.815	17.085	101.832	92.947
4	15:44:10.756	<b>57.050</b>	19.027	20.689	17.334	102.142	92.181
5	15:45:06.455	<b>55.699</b>	18.521	20.599	16.579	101.066	93.205
6	15:46:01.385	<b>54.930</b>	17.923	20.515	16.492	102.611	93.988
7	15:46:56.328	<b>54.943</b>	17.884	20.508	16.551	<b>102.768</b>	94.120
8	15:47:51.510	<b>55.182</b>	17.932	20.653	16.597	102.142	93.726
9	15:48:46.425	<b>54.915</b>	<b>17.816</b>	20.466	16.633	102.611	93.988
10	15:49:42.221	<b>55.796</b>	18.433	20.630	16.733	101.987	93.726
11	15:50:37.403	<b>55.182</b>	18.277	<b>20.461</b>	<b>16.444</b>	102.611	<b>94.385</b>
12	15:51:33.055	<b>55.652</b>	18.560	20.609	16.483	100.914	93.726

Lap	Time of Day	Lap Tm	S1	S2	S3	S3Spd	SFSpd
<b>(70) Gary SYKES</b>							
1	15:41:20.670			21.417	17.198	102.768	93.335
2	15:42:17.562	<b>56.892</b>	18.744	21.013	17.135	101.218	93.988

Lap	Time of Day	Lap Tm	S1	S2	S3	S3Spd	SFSpd
3	15:43:14.268	<b>56.706</b>	18.518	20.904	17.284	<b>103.402</b>	<b>94.518</b>
4	15:44:10.837	<b>56.569</b>	18.700	20.922	16.947	103.084	92.818
5	15:45:07.928	<b>57.091</b>	18.950	21.008	17.133	101.371	92.818
6	15:46:04.198	<b>56.270</b>	18.307	21.090	16.873	101.371	92.947
7	15:47:00.254	<b>56.056</b>	18.021	20.989	17.046	101.524	92.947
8	15:47:55.917	<b>55.663</b>	18.002	20.819	16.842	101.066	92.562
9	15:48:51.505	<b>55.588</b>	17.967	20.850	16.771	101.371	92.947
10	15:49:46.845	<b>55.340</b>	<b>17.843</b>	<b>20.762</b>	<b>16.735</b>	101.371	92.818
11	15:50:42.242	<b>55.397</b>	<b>17.804</b>	20.792	16.801	101.371	92.435
12	15:51:38.311	<b>56.069</b>	17.942	20.928	17.199	100.762	92.435

Lap	Time of Day	Lap Tm	S1	S2	S3	S3Spd	SFSpd
<b>(30) Steven BARLOW</b>							
1	15:41:21.077			21.231	17.250	103.084	93.857
2	15:42:17.867	<b>56.790</b>	18.682	20.983	17.125	102.768	<b>95.595</b>
3	15:43:14.694	<b>56.827</b>	18.919	20.781	17.127	103.882	94.785
4	15:44:11.170	<b>56.476</b>	18.460	21.121	16.895	104.043	94.785
5	15:45:08.006	<b>56.836</b>	18.846	20.897	17.093	101.987	94.120
6	15:46:04.287	<b>56.281</b>	18.521	20.941	16.819	103.721	95.323
7	15:47:00.414	<b>56.127</b>	18.338	20.833	16.956	<b>104.366</b>	93.595
8	15:47:56.282	<b>55.868</b>	18.350	20.767	16.751	103.402	94.518
9	15:48:51.732	<b>55.450</b>	18.122	20.858	<b>16.470</b>	103.084	94.518
10	15:49:47.138	<b>55.406</b>	18.182	<b>20.565</b>	16.659	104.204	94.385
11	15:50:42.481	<b>55.343</b>	<b>18.074</b>	20.774	16.495	103.882	95.595
12	15:51:38.430	<b>55.949</b>	18.362	20.626	16.961	102.611	93.988

Lap	Time of Day	Lap Tm	S1	S2	S3	S3Spd	SFSpd
<b>(77) Fraser GRAY</b>							
1	15:41:21.445			21.395	17.140	102.142	93.595
2	15:42:19.045	<b>57.600</b>	18.823	21.694	17.083	101.371	93.595
3	15:43:15.241	<b>56.196</b>	18.336	<b>20.930</b>	16.930	102.142	94.120
4	15:44:11.655	<b>56.414</b>	18.378	21.022	17.014	103.721	94.120
5	15:45:08.440	<b>56.785</b>	18.772	21.101	16.912	102.926	93.988
6	15:46:04.768	<b>56.328</b>	18.499	20.951	16.878	<b>104.043</b>	93.335
7	15:47:00.962	<b>56.194</b>	18.507	20.992	16.695	103.084	<b>94.385</b>
8	15:47:57.059	<b>56.097</b>	18.313	20.995	16.789	102.611	93.726
9	15:48:52.744	<b>55.685</b>	<b>18.079</b>	21.041	<b>16.565</b>	102.142	94.252
10	15:49:49.535	<b>56.791</b>	18.733	21.225	16.833	101.524	93.465
11	15:50:45.885	<b>56.350</b>	18.304	21.210	16.836	101.371	93.465
12	15:51:41.798	<b>55.913</b>	18.172	21.075	16.666	101.524	93.335

Lap	Time of Day
-----	-------------

**Jim Clark Memorial Meeting**
**Lapchart**


Scottish Formula Ford 1600 Championship

Knockhill 1.267 miles

Race 10 - 2nd Race

08/04/2018 15:35

Race (12 Laps) started at 15:40:19



Competitors	Laps											
	1	2	3	4	5	6	7	8	9	10	11	12
Ross MARTIN (1)	1	1	1	1	1	1	1	1	1	1	1	1
Sebastian MELROSE (88)	2	88	88	88	88	88	88	88	88	88	88	88
Neil BROOME (3)	3	3	3	3	3	33	33	33	33	33	33	33
Matthew CHISHOLM (92)	4	92	92	92	33	33	3	3	3	3	3	3
Gary SYKES (70)	5	70	70	33	92	92	92	92	92	92	92	92
Steven BARLOW (30)	6	30	30	70	70	70	70	70	70	70	70	70
Fraser GRAY (77)	7	77	33	30	30	30	30	30	30	30	30	30
Jordan GRONKOWSKI (33)	8	33	77	77	77	77	77	77	77	77	77	77
James CLARKE (78)	9	78	78	78	78	78	78	78	78	78	78	78
Ross HOWE (29)	10	29	29	29	29	29	29					

Margin of Victory	Avg. Speed	Best Lap Tm	Best Speed	Best Lap by
4.696	83.559	53.956	84.529	1 - Ross MARTIN

Clerk of the Course.

Orbits

 Sig :                      Time :  
 Chief Timekeeper : Ian Sharp (SMART Timing)

 Results available at [www.speedhive.com](http://www.speedhive.com) and [www.smart-timing.co.uk](http://www.smart-timing.co.uk)

Printed: 09/04/2018 18:51:55









# Race Results



Bulletin No. \_\_\_\_\_

## Jim Clark Memorial Meeting

Sorted on Laps

Scottish Classic Sports & Saloons

Knockhill 1.267 miles

Race 11 - 2nd Race

08/04/2018 16:00

Race (12 Laps) started at 16:01:11

Pos	No.	Name	Make/Model	CC	Class Code	Laps	Total Tm	Diff	Best Tm	In Lap	2nd Best
1	75	Robert BREMNER	AC Cobra	4700	CC	12	11:34.600		56.948	11	57.072
2	63	John KINMOND	Rover 3500	3500	CE	12	11:56.095	21.495	58.644	2	58.665
3	49	Raymond BOYD	Porsche 911	2998	CE	12	11:57.432	22.832	58.735	12	59.003
4	78	Andrew GRAHAM	Triumph TR8	3900	CE	12	11:59.050	24.450	58.354	8	58.401
5	1	Alastair BAPTIE	Fiat X1/9	1498	CA	12	12:16.953	42.353	1:00.292	11	1:00.326
6	21	Jimmy CROW	Ford Escort	2000	CB	11	11:54.299	1 Lap	1:00.923	6	1:01.586
7	10	Andy WALKER	Mallock Type R	1600	CG	11	12:10.691	1 Lap	1:05.069	6	1:05.203
8	5	Michael LONGSTAFFE	MG Midget	1380	CA	11	12:15.435	1 Lap	1:05.080	11	1:05.266
9	33	Martin RAMSAY	Ford Fiesta XR2	1600	XR	11	12:18.668	1 Lap	1:05.078	10	1:05.385
10	66	Duncan O'NEILL	Ford Fiesta XR2	1600	XR	11	12:35.545	1 Lap	1:06.824	10	1:06.993
11	64	Duncan FOX	Ford Fiesta XR2	1600	XR	11	12:36.417	1 Lap	1:06.564	10	1:06.843

### Not classified

DNF	57	Bruce MITCHELL	Lotus Europa TC	1760	CB	5	5:36.420	DNF	1:01.459	3	1:01.759
DNF	27	Mario FERRARI	Alfa Sprint Trofeo	1498	CA	2	3:28.743	DNF	1:51.509	2	
DNF	17	Charlie COPE	VW Golf Gti	1800	CB			DNF		0	
DNS	6	George LEITCH	Ford Fiesta	1400	CB			DNS		0	
DNS	20	William CONWAY	Mini Clubman GT	1380	CA			DNS		0	
DNS	91	Craig HOUSTON	Lotus Excel	2000	CB			DNS		0	

### Announcements

- New Track Record (1:05.078) for SMRC Ford Fiesta by Martin RAMSAY.
- New Track Record (58.354) for SMRC Classic S/S (E) by Andrew GRAHAM.
- New Track Record (56.948) for SMRC Classic S/S (C) by Robert BREMNER.
- New Track Record (1:00.292) for SMRC Classic S/S (A) by Alastair BAPTIE.

Margin of Victory	Avg. Speed	Best Lap Tm	Best Speed	Best Lap by
21.495	78.794	56.948	80.088	75 - Robert BREMNER

Clerk of the Course.

Orbits

Sig : Time :  
 Chief Timekeeper : Ian Sharp (SMART Timing)

Results available at [www.speedhive.com](http://www.speedhive.com) and [www.smart-timing.co.uk](http://www.smart-timing.co.uk)

Printed: 09/04/2018 17:38:29





## Jim Clark Memorial Meeting

Scottish Classic Sports & Saloons

Knockhill 1.267 miles

Race 11 - 2nd Race

08/04/2018 16:00

Race (12 Laps) started at 16:01:11

Lap	Time of Day	Lap Tm	S1	S2	S3	S3Spd	SFSpd	Lap	Time of Day	Lap Tm	S1	S2	S3	S3Spd	SFSpd
<b>(75) Robert BREMNER</b>															
1	16:02:11.506			21.959	17.149	110.193	105.349	3	16:04:19.867	1:01.586	20.199	23.495	17.892	96.558	89.358
2	16:03:08.942	57.436	18.595	21.851	16.990	110.193	105.349	4	16:05:22.392	1:02.525	20.433	23.760	18.332	97.399	89.239
3	16:04:06.416	57.474	18.467	22.100	16.907	109.474	105.515	5	16:06:24.031	1:01.639	20.703	23.115	17.821	97.540	89.957
4	16:05:04.324	57.908	18.882	22.395	16.631	110.193	105.349	6	16:07:24.954	1:00.923	19.957	23.152	17.814	96.976	86.590
5	16:06:02.259	57.935	18.895	21.778	17.262	111.105	104.204	7	16:08:33.033	1:08.079	21.696	26.306	20.077	78.305	81.244
6	16:07:00.947	58.688	18.783	21.900	18.005	111.474	102.298	8	16:09:43.101	1:10.068	22.067	27.441	20.560	74.981	80.368
7	16:07:58.111	57.164	18.710	21.447	17.007	111.846	106.015	9	16:10:53.086	1:09.985	22.532	26.646	20.807	71.696	86.479
8	16:08:56.963	58.852	19.108	22.343	17.401	111.105	105.020	10	16:12:03.342	1:10.256	21.978	27.418	20.860	72.943	83.157
9	16:09:54.035	57.072	18.589	21.745	16.738	111.105	106.015	11	16:13:05.431	1:02.089	20.365	23.899	17.825	96.419	88.767
10	16:10:51.673	57.638	18.519	21.763	17.356	110.922	105.020	<b>(10) Andy WALKER</b>							
11	16:11:48.621	56.948	18.546	21.619	16.783	110.922	105.515	1	16:02:22.167			25.236	18.870	94.919	91.055
12	16:12:45.732	57.111	18.383	21.744	16.984	110.556	104.692	2	16:03:29.323	1:07.156	21.935	25.514	19.707	88.649	91.303
<b>(63) John KINMOND</b>															
1	16:02:12.142			22.047	17.300	110.374	99.272	3	16:04:35.646	1:06.323	22.405	25.052	18.866	95.595	89.358
2	16:03:10.786	58.644	19.031	22.282	17.331	109.118	97.257	4	16:05:42.379	1:06.733	22.080	25.464	19.189	93.465	87.952
3	16:04:09.614	58.828	19.189	22.256	17.383	108.238	96.836	5	16:06:47.757	1:05.378	22.197	24.427	18.754	94.252	86.035
4	16:05:08.574	58.960	19.120	22.198	17.642	108.064	96.281	6	16:07:52.826	1:05.069	21.347	24.892	18.830	93.595	88.767
5	16:06:07.239	58.665	19.236	22.207	17.222	108.238	97.399	7	16:08:58.029	1:05.203	21.334	24.625	19.244	91.677	89.836
6	16:07:06.612	59.373	19.209	22.545	17.619	107.717	95.323	8	16:10:03.944	1:05.915	21.162	25.798	18.955	92.054	87.040
7	16:08:06.872	1:00.260	19.742	23.186	17.332	107.544	97.967	9	16:11:09.788	1:05.844	21.646	25.289	18.909	93.335	86.702
8	16:09:06.106	59.234	19.351	22.532	17.351	106.015	96.697	10	16:12:15.740	1:05.952	22.740	25.036	18.176	96.281	86.479
9	16:10:06.384	1:00.278	19.609	23.121	17.548	106.015	96.419	11	16:13:21.823	1:06.083	21.672	25.453	18.958	92.562	86.927
10	16:11:07.725	1:01.341	19.642	24.104	17.595	104.204	93.857	<b>(5) Michael LONGSTAFFE</b>							
11	16:12:07.431	59.706	19.792	22.319	17.595	105.681	96.281	1	16:02:26.062			26.474	20.383	88.649	80.853
12	16:13:07.227	59.796	19.605	22.608	17.583	100.762	95.868	2	16:03:32.758	1:06.696	21.992	25.318	19.386	89.596	82.442
<b>(49) Raymond BOYD</b>															
1	16:02:13.409			22.255	17.521	104.366	96.143	3	16:04:38.828	1:06.070	21.705	25.130	19.235	89.957	82.951
2	16:03:13.108	59.699	19.218	22.861	17.620	101.218	94.785	4	16:05:44.683	1:05.855	21.383	25.453	19.019	89.239	82.849
3	16:04:13.009	59.901	19.488	22.422	17.991	103.242	90.564	5	16:06:50.493	1:05.810	21.718	25.110	18.982	90.077	81.639
4	16:05:13.566	1:00.557	19.844	22.713	18.000	97.257	94.385	6	16:07:57.556	1:07.063	21.697	25.634	19.732	89.596	81.739
5	16:06:13.380	59.814	19.355	22.657	17.802	102.142	93.335	7	16:09:03.561	1:06.005	21.555	25.337	19.113	89.358	82.341
6	16:07:12.625	59.245	19.425	22.246	17.574	103.242	95.323	8	16:10:09.512	1:05.951	21.657	25.193	19.101	90.442	82.645
7	16:08:12.299	59.674	19.524	22.685	17.465	102.611	96.836	9	16:11:16.221	1:06.709	22.135	25.375	19.199	89.596	82.139
8	16:09:11.841	59.542	19.405	22.421	17.716	103.721	95.459	10	16:12:21.487	1:05.266	21.354	25.049	18.863	90.198	82.139
9	16:10:11.223	59.382	19.500	22.410	17.472	103.561	95.323	11	16:13:26.567	1:05.080	21.295	24.980	18.805	90.809	81.244
10	16:11:10.826	59.603	19.688	22.420	17.495	103.242	97.117	<b>(33) Martin RAMSAY</b>							
11	16:12:09.829	59.003	19.271	22.252	17.480	100.914	95.595	1	16:02:27.256			26.879	20.771	80.755	74.316
12	16:13:08.564	58.735	19.143	22.229	17.363	103.882	96.143	2	16:03:35.182	1:07.926	21.413	25.475	21.038	81.244	65.090
<b>(78) Andrew GRAHAM</b>															
1	16:02:21.844				17.495	104.692	99.863	3	16:04:41.472	1:06.290	21.728	24.462	20.100	82.442	74.399
2	16:03:21.211	59.367	19.218	22.861	17.620	101.218	94.785	4	16:05:47.468	1:05.996	21.115	24.410	20.471	82.849	72.392
3	16:04:20.357	59.146	19.355	22.657	17.802	102.142	93.335	5	16:06:52.853	1:05.385	21.086	24.390	19.909	82.240	74.399
4	16:05:19.526	59.169	19.474	22.713	18.000	97.257	94.385	6	16:07:58.840	1:05.987	20.895	24.790	20.302	82.543	74.730
5	16:06:18.631	59.105	19.355	22.657	17.802	102.142	93.335	7	16:09:05.497	1:06.657	21.228	25.211	20.218	82.240	74.070
6	16:07:17.152	58.521	19.236	22.207	17.222	108.238	97.399	8	16:10:11.525	1:06.028	21.359	24.604	20.065	83.467	75.742
7	16:08:16.099	58.947	19.209	22.545	17.619	107.717	95.323	9	16:11:18.041	1:06.516	21.369	24.866	20.281	82.543	74.481
8	16:09:14.453	58.354	19.351	22.532	17.351	106.015	96.697	10	16:12:23.119	1:05.078	20.876	24.458	19.744	82.849	75.064
9	16:10:12.854	58.401	19.405	22.421	17.716	103.721	95.459	11	16:13:29.800	1:06.681	20.673	24.892	21.116	82.240	73.989
10	16:11:12.243	59.389	19.500	22.410	17.472	103.561	95.323	<b>(66) Duncan O'NEILL</b>							
11	16:12:11.086	58.843	19.271	22.252	17.480	100.914	95.595	1	16:02:29.265			26.519	20.345	81.839	74.981
12	16:13:10.182	59.096	19.450	22.629	18.327	109.653	97.824	2	16:03:37.674	1:08.409	22.532	25.423	20.454	83.054	75.914
<b>(1) Alastair BAPTIE</b>															
1	16:02:17.586			23.318	18.380	92.054	83.780	3	16:04:45.708	1:08.034	22.141	25.569	20.324	82.039	74.481
2	16:03:18.310	1:00.724	19.735	22.828	18.161	94.651	83.363	4	16:05:53.833	1:08.125	21.905	25.738	20.482	81.540	74.481
3	16:04:21.041	1:02.731	20.399	23.720	18.612	90.320	84.412	5	16:07:03.150	1:09.317	22.703	25.154	21.460	81.146	74.647
4	16:05:22.338	1:01.297	19.758	23.207	18.332	90.077	86.035	6	16:08:11.059	1:07.909	21.864	25.820	20.225	80.950	75.064
5	16:06:23.581	1:01.243	20.330	22.789	18.124	91.802	86.035	7	16:09:18.207	1:07.148	21.965	25.058	20.125	83.054	74.564
6	16:07:24.345	1:00.764	19.612	22.869	18.283	91.303	85.815	8	16:10:25.778	1:07.571	21.909	25.351	20.311	81.441	75.064
7	16:08:25.448	1:01.103	19.569	23.214	18.320	89.957	84.839	9	16:11:32.771	1:06.993	22.098	24.932	19.963	82.645	74.647
8	16:09:26.333	1:00.885	19.635	23.015	18.235	92.562	85.054	10	16:12:39.595	1:06.824	21.723	25.042	20.059	81.441	74.070
9	16:10:26.659	1:00.326	19.428	22.875	18.023	92.435	85.379	11	16:13:46.677	1:07.082	21.987	24.807	20.288	81.540	74.316
10	16:11:27.167	1:00.508	19.515	22.788	18.205	92.562	84.518	<b>(64) Duncan FOX</b>							
11	16:12:27.459	1:00.292	19.357	22.640	18.295	92.818	85.162	1	16:02:28.962			26.384	20.571	80.081	73.422
12	16:13:28.085	1:00.626	19.450	22.629	18.547	87.380	83.780	2	16:03:37.724	1:08.762	22.545	25.453	20.764	80.950	72.627
<b>(21) Jimmy CROW</b>															
1	16:02:16.524			23.740	17.914	96.419	89.120	3	16:04:46.794	1:09.070	23.054	25.406	20.610	80.658	73.422
2	16:03:18.281	1:01.757	19.952	23.381	18.424	96.558	90.198	4	16:05:55.120	1:08.326	22.267	25.502	20.557	81.048	73.422
								5	16:07:03.696	1:08.576	22.459	25.264	20.853	80.853	74.070
								6	16:08:12.090	1:08.394	22.257	25.778	20.359	80.755	73.826
								7	16:09:19.870	1:07.780	22.045	25.498	20.237	81.343	73.907
								8	16:10:27.175	1:07.305	21.967	25.042	20.296	80.950	73.664
								9	16:11:34.018	1:06.843	21.872	24.673	2		



## Jim Clark Memorial Meeting

Scottish Classic Sports & Saloons

Knockhill 1.267 miles

Race 11 - 2nd Race

08/04/2018 16:00

Race (12 Laps) started at 16:01:11

Lap	Time of Day	Lap Tm	S1	S2	S3	S3Spd	SFSpd	Lap	Time of Day	Lap Tm	S1	S2	S3	S3Spd	SFSpd
<b>(57) Bruce MITCHELL</b>															
1	16:02:25.051			25.207	18.750	99.566	90.198								
2	16:03:28.136	<b>1:03.085</b>	20.847	23.788	18.450	100.011	91.303								
3	16:04:29.595	<b>1:01.459</b>	20.332	<b>22.963</b>	18.164	<b>100.762</b>	91.179								
4	16:05:31.354	<b>1:01.759</b>	20.509	23.287	<b>17.963</b>	100.611	<b>91.928</b>								
5	16:06:47.552	<b>1:16.198</b>	<b>20.095</b>	23.011	33.092	93.465	13.130								
<b>(27) Mario FERRARI</b>															
1	16:02:48.366			38.003	<b>26.316</b>	55.876	<b>37.978</b>								
2	16:04:39.875	<b>1:51.509</b>	<b>57.257</b>	<b>24.275</b>	29.977	<b>78.032</b>	27.391								

Clerk of the Course.

Orbits

Sig :                      Time :  
 Chief Timekeeper : Ian Sharp (SMART Timing)  
 Results available at [www.speedhive.com](http://www.speedhive.com) and [www.smart-timing.co.uk](http://www.smart-timing.co.uk)





# Race Results



Bulletin No. \_\_\_\_\_

## Jim Clark Memorial Meeting

Lapchart

Scottish Classic Sports & Saloons

Knockhill 1.267 miles

Race 11 - 2nd Race

08/04/2018 16:00

Race (12 Laps) started at 16:01:11

Competitors	Laps											
	1	2	3	4	5	6	7	8	9	10	11	12
Robert BREMNER (75)	1	75	75	75	75	75	75	75	75	75	75	75
John KINMOND (63)	2	63	63	63	63	63	63	63	63	63	63	63
Raymond BOYD (49)	3	49	49	49	49	49	49	49	49	49	49	49
Jimmy CROW (21)	4	21	21	21	78	78	78	78	78	78	78	78
Alastair BAPTIE (1)	5	1	1	78	1	1	1	1	1	1	1	1
Andrew GRAHAM (78)	6	78	78	1	21	21	21	21	21	21	21	21
Andy WALKER (10)	7	10	57	57	57	57	10	10	10	10	10	10
Bruce MITCHELL (57)	8	57	10	10	10	10	5	5	5	5	5	5
Michael LONGSTAFFE (5)	9	5	5	5	5	5	33	33	33	33	33	33
Martin RAMSAY (33)	10	33	33	33	33	33	66	66	66	66	66	66
Duncan FOX (64)	11	64	66	66	66	66	64	64	64	64	64	64
Duncan O'NEILL (66)	12	66	64	64	64	64						
Mario FERRARI (27)	13	27	27									
-	14											
-	15											
-	16											
-	17											

Margin of Victory	Avg. Speed	Best Lap Tm	Best Speed	Best Lap by
21.495	78.794	56.948	80.088	75 - Robert BREMNER

Clerk of the Course.

Orbits

Sig : Time :  
Chief Timekeeper : Ian Sharp (SMART Timing)

Results available at [www.speedhive.com](http://www.speedhive.com) and [www.smart-timing.co.uk](http://www.smart-timing.co.uk)

Printed: 09/04/2018 18:47:27









# Race Results



Bulletin No. \_\_\_\_\_

## Jim Clark Memorial Meeting

Sorted on Laps

Scottish BMW &amp; SMTA Fiesta &amp; Hot Hatch Championship

Knockhill 1.267 miles

Race 12 - 2nd Race

08/04/2018 16:25

Race (12 Laps) started at 16:23:18

Pos	No.	Name	Make/Model	CC	Class Code	Laps	Total Tm	Diff	Best Tm	In Lap	2nd Best
1	1	Wayne MacCAULAY	Ford Fiesta ST	2000	ST	12	12:28.074		1:01.225	6	1:01.270
2	27	Cameron BRYANT	Ford Fiesta ST	2000	ST	12	12:34.895	6.821	1:01.875	7	1:01.901
3	61	Peter CRUICKSHANK	Ford Fiesta ST	2000	ST	12	12:36.670	8.596	1:02.034	7	1:02.074
4	37	Russell MORGAN	Ford Fiesta ST	2000	ST	12	12:36.671	8.597	1:01.723	5	1:02.003
5	3	Ryan STIRLING	Ford Fiesta ST	2000	ST	12	12:39.496	11.422	1:02.242	7	1:02.275
6	14	John BALFOUR	Ford Fiesta ST	2000	ST	12	12:43.156	15.082	1:01.724	7	1:02.109
7	85	Blair MURDOCH	Ford Fiesta ST	2000	ST	12	12:44.105	16.031	1:02.674	3	1:02.736
8	24	Steven GRAY	Ford Fiesta ST	2000	ST	12	12:46.147	18.073	1:01.968	12	1:01.981
9	55	Stephen WARD	Ford Fiesta ST	2000	ST	12	12:52.194	24.120	1:03.028	9	1:03.087
10	19	Aiden WARD	Ford Fiesta ST	2000	ST	12	13:09.756	41.682	1:04.079	10	1:04.463
11	2	Ray MacDOWALL	BMW Compact	1900	BMWCC	12	13:10.479	42.405	1:04.576	10	1:04.692
12	5	Lorn MURRAY	Ford Fiesta ST	2000	ST	12	13:10.967	42.893	1:04.595	11	1:04.710
13	53	Annie BUTTERWORTH	BMW Compact	1900	BMWCN	12	13:11.232	43.158	1:04.330	11	1:04.722

### Announcements

New Track Record (1:04.576) for SMRC BMW Compact by Ray MacDOWALL.

New Track Record (1:04.330) for SMRC BMW Compact (N) by Annie BUTTERWORTH.

Margin of Victory	Avg. Speed	Best Lap Tm	Best Speed	Best Lap by
6.821	73.161	1:01.225	74.493	1 - Wayne MacCAULAY

Clerk of the Course.

Orbits

Sig : Time :

Chief Timekeeper : Ian Sharp (SMART Timing)

Results available at [www.speedhive.com](http://www.speedhive.com) and [www.smart-timing.co.uk](http://www.smart-timing.co.uk)

Printed: 09/04/2018 20:27:34





## Jim Clark Memorial Meeting

Scottish BMW & SMTA Fiesta & Hot Hatch Championship

Knockhill 1.267 miles

Race 12 - 2nd Race

08/04/2018 16:25

Race (12 Laps) started at 16:23:18

Lap	Time of Day	Lap Tm	S1	S2	S3	S3Spd	SFSpd	Lap	Time of Day	Lap Tm	S1	S2	S3	S3Spd	SFSpd
<b>(1) Wayne MacCAULAY</b>								3	16:26:37.078	<b>1:03.010</b>	20.093	23.847	19.070	88.416	80.658
1	16:24:26.281				<b>18.510</b>	<b>91.552</b>	<b>82.645</b>	4	16:27:39.761	<b>1:02.683</b>	20.004	23.775	18.904	88.068	79.795
2	16:25:28.452	<b>1:02.171</b>	20.224	23.131	18.816	91.179	78.765	5	16:28:42.456	<b>1:02.695</b>	20.198	23.555	18.942	88.884	80.272
3	16:26:31.200	<b>1:02.748</b>	20.385	23.340	19.023	90.564	79.700	6	16:29:44.565	<b>1:02.109</b>	19.857	23.438	18.814	89.239	80.658
4	16:27:34.069	<b>1:02.869</b>	20.824	23.408	18.637	91.055	80.950	7	16:30:46.289	<b>1:01.724</b>	<b>19.698</b>	<b>23.243</b>	<b>18.783</b>	<b>89.239</b>	80.658
5	16:28:35.339	<b>1:01.270</b>	<b>19.647</b>	23.050	18.573	89.120	82.543	8	16:31:48.887	<b>1:02.598</b>	20.140	23.545	18.913	<b>89.477</b>	80.081
6	16:29:36.564	<b>1:01.225</b>	19.663	22.960	18.602	89.120	82.240	9	16:32:53.088	<b>1:04.201</b>	20.547	24.494	19.160	84.306	79.795
7	16:30:38.077	<b>1:01.513</b>	19.658	23.123	18.732	89.716	81.146	10	16:33:55.832	<b>1:02.744</b>	19.718	23.489	19.537	88.416	77.224
8	16:31:39.495	<b>1:01.418</b>	19.717	23.052	18.649	89.596	82.039	11	16:34:58.781	<b>1:02.949</b>	20.175	23.770	19.004	88.299	79.700
9	16:32:40.919	<b>1:01.424</b>	19.798	<b>22.910</b>	18.716	89.716	82.240	12	16:36:01.656	<b>1:02.875</b>	19.962	23.860	19.053	87.722	79.606
10	16:33:42.459	<b>1:01.540</b>			18.728	89.239	81.343	<b>(85) Blair MURDOCH</b>							
11	16:34:44.536	<b>1:02.077</b>		23.349	18.952	88.767	80.658	1	16:24:27.334			23.748	19.016	<b>90.809</b>	81.441
12	16:35:46.574	<b>1:02.038</b>	19.930	23.197	18.911	89.239	79.890	2	16:25:30.464	<b>1:03.130</b>	20.858	23.525	<b>18.747</b>	<b>90.320</b>	<b>82.645</b>
<b>(27) Cameron BRYANT</b>								3	16:26:33.138	<b>1:02.674</b>	20.503	23.378	18.793	90.564	81.146
1	16:24:26.607			23.582	19.058	<b>91.055</b>	<b>82.240</b>	4	16:27:36.181	<b>1:03.043</b>	20.455	23.558	19.030	90.320	80.176
2	16:25:29.515	<b>1:02.908</b>	20.558	23.474	18.876	90.809	81.343	5	16:28:39.349	<b>1:03.168</b>	20.972	<b>23.280</b>	18.916	90.686	80.465
3	16:26:31.770	<b>1:02.255</b>	20.347	<b>23.110</b>	18.798	90.564	81.146	6	16:29:42.667	<b>1:03.318</b>	21.118	23.362	18.838	90.077	80.853
4	16:27:35.322	<b>1:03.552</b>	20.929	23.711	18.912	89.957	80.755	7	16:30:45.403	<b>1:02.736</b>	20.603	23.281	18.852	90.320	80.368
5	16:28:37.223	<b>1:01.901</b>	20.081	23.214	18.606	89.836	81.048	8	16:31:48.430	<b>1:03.027</b>	20.781	23.464	18.782	89.957	80.658
6	16:29:39.309	<b>1:02.086</b>	20.054	23.335	18.697	89.596	81.739	9	16:32:54.127	<b>1:05.697</b>	20.720	25.642	19.335	78.305	80.755
7	16:30:41.184	<b>1:01.875</b>	20.076	23.197	<b>18.602</b>	89.596	81.146	10	16:33:56.953	<b>1:02.826</b>	20.596	23.312	18.918	90.077	80.176
8	16:31:43.192	<b>1:02.008</b>	<b>19.982</b>	23.327	18.699	89.239	80.465	11	16:34:59.835	<b>1:02.882</b>	20.758	23.297	18.827	90.077	80.853
9	16:32:45.602	<b>1:02.410</b>	20.376	23.387	18.647	89.957	80.561	12	16:36:02.605	<b>1:02.770</b>	<b>20.427</b>	23.399	18.944	90.320	80.853
10	16:33:48.648	<b>1:03.046</b>	20.270	23.828	18.948	88.068	80.658	<b>(24) Steven GRAY</b>							
11	16:34:51.005	<b>1:02.357</b>	20.068	23.401	18.888	88.649	80.950	1	16:24:34.840			24.228	18.951	87.952	<b>80.853</b>
12	16:35:53.395	<b>1:02.390</b>	20.310	23.344	18.736	89.120	80.368	2	16:25:38.038	<b>1:03.198</b>	20.659	23.401	19.138	89.957	80.465
<b>(61) Peter CRUICKSHANK</b>								3	16:26:42.664	<b>1:04.626</b>	21.509	23.369	19.748	<b>90.198</b>	79.511
1	16:24:25.317			<b>23.251</b>	<b>19.061</b>	89.002	<b>80.755</b>	4	16:27:45.216	<b>1:02.552</b>	20.419	23.412	18.721	88.299	80.465
2	16:25:28.691	<b>1:03.374</b>	<b>20.725</b>	23.518	19.131	88.068		5	16:28:47.396	<b>1:02.180</b>	20.092	23.361	18.727	88.767	80.081
3	16:26:31.769	<b>1:03.078</b>			19.255	<b>89.120</b>		6	16:29:49.468	<b>1:02.072</b>	20.077	23.278	18.717	88.532	80.368
4	16:27:35.998	<b>1:04.229</b>					79.606	7	16:30:51.986	<b>1:02.518</b>	<b>19.953</b>	23.228	19.337	89.239	78.857
5	16:28:38.983	<b>1:02.985</b>						8	16:31:56.302	<b>1:04.316</b>	21.437	24.026	18.853	85.706	79.985
6	16:29:41.191	<b>1:02.208</b>						9	16:32:58.283	<b>1:01.981</b>	20.032	23.263	<b>18.686</b>	88.416	79.985
7	16:30:43.225	<b>1:02.034</b>						10	16:34:00.530	<b>1:02.247</b>	19.967	23.206	19.074	87.722	79.890
8	16:31:45.395	<b>1:02.170</b>						11	16:35:02.679	<b>1:02.149</b>	20.154	23.285	18.710	88.183	80.081
9	16:32:47.673	<b>1:02.278</b>						12	16:36:04.647	<b>1:01.968</b>	20.083	<b>23.168</b>	18.717	88.532	80.272
10	16:33:50.291	<b>1:02.618</b>						<b>(55) Stephen WARD</b>							
11	16:34:52.365	<b>1:02.074</b>						1	16:24:29.900				19.135	87.040	79.323
12	16:35:55.170	<b>1:02.805</b>						2	16:25:33.829	<b>1:03.929</b>			19.123	79.511	
<b>(37) Russell MORGAN</b>								3	16:26:37.740	<b>1:03.911</b>			19.029	79.511	
1	16:24:24.882			23.739	18.950	88.532	79.700	4	16:27:41.185	<b>1:03.445</b>			19.022	79.511	
2	16:25:28.285	<b>1:03.403</b>	20.652	23.878	18.873	88.532	80.081	5	16:28:44.452	<b>1:03.267</b>			19.009	79.606	
3	16:26:31.267	<b>1:02.982</b>	20.250	23.648	19.084	87.494	80.658	6	16:29:47.539	<b>1:03.087</b>			19.095	79.417	
4	16:27:34.468	<b>1:03.201</b>	20.589	23.520	19.092	87.722	<b>81.146</b>	7	16:30:51.516	<b>1:03.977</b>			19.115	79.323	
5	16:28:36.191	<b>1:01.723</b>	<b>19.960</b>	<b>23.138</b>	<b>18.625</b>	<b>89.836</b>	80.368	8	16:31:56.830	<b>1:05.314</b>			18.994	<b>80.465</b>	
6	16:29:38.339	<b>1:02.148</b>	20.107	23.345	18.696	89.477	80.658	9	16:32:59.858	<b>1:03.028</b>			18.976	79.795	
7	16:30:40.543	<b>1:02.204</b>	20.194	23.278	18.732	89.002	80.658	10	16:34:03.130	<b>1:03.272</b>			<b>18.818</b>	<b>87.608</b>	
8	16:31:42.546	<b>1:02.003</b>	20.012	23.145	18.846	89.120	80.176	11	16:35:06.836	<b>1:03.706</b>			19.073	79.606	
9	16:32:45.909	<b>1:03.363</b>	20.381	23.351	19.631	89.002	76.870	12	16:36:10.694	<b>1:03.858</b>			19.123	79.136	
10	16:33:48.889	<b>1:02.980</b>	20.319	23.750	18.911	87.494	79.890	<b>(19) Aiden WARD</b>							
11	16:34:51.803	<b>1:02.914</b>	20.336	23.346	19.232	89.596	80.272	1	16:24:31.971						
12	16:35:55.171	<b>1:03.368</b>	20.162	23.687	19.519	88.767	79.136	2	16:25:37.093	<b>1:05.122</b>					
<b>(3) Ryan STIRLING</b>								3	16:26:43.889	<b>1:06.796</b>					
1	16:24:25.833			23.518	18.896	<b>90.077</b>	81.540	4	16:27:48.948	<b>1:05.059</b>					
2	16:25:29.914	<b>1:04.081</b>	20.976	23.477	19.628	89.957	81.441	5	16:28:53.411	<b>1:04.463</b>					
3	16:26:32.572	<b>1:02.658</b>	<b>20.277</b>	23.453	18.928	89.358	80.658	6	16:29:58.438	<b>1:05.027</b>					
4	16:27:36.263	<b>1:03.691</b>	20.714	23.592	19.385	89.596	79.795	7	16:31:03.520	<b>1:05.082</b>					
5	16:28:39.318	<b>1:03.055</b>	20.568	23.246	19.241	90.077	79.511	8	16:32:08.292	<b>1:04.772</b>					
6	16:29:41.859	<b>1:02.541</b>	20.519	<b>23.081</b>	18.941	89.596	<b>81.739</b>	9	16:33:13.914	<b>1:05.622</b>					
7	16:30:44.101	<b>1:02.242</b>			<b>18.766</b>	89.358	81.540	10	16:34:17.993	<b>1:04.079</b>					
8	16:31:46.376	<b>1:02.275</b>			18.919	89.836	81.146	11	16:35:23.086	<b>1:05.093</b>					
9	16:32:49.597	<b>1:03.221</b>			19.820	89.477	77.313	12	16:36:28.256	<b>1:05.170</b>					
10	16:33:52.357	<b>1:02.760</b>	20.562	23.239	18.959	89.836	80.368	<b>(2) Ray MacDOWALL</b>							
11	16:34:55.121	<b>1:02.764</b>	20.322	23.365	19.077	89.716	81.343	1	16:24:30.932			24.498	20.862	86.035	77.224
12	16:35:57.996	<b>1:02.875</b>	20.378	23.417											



## Jim Clark Memorial Meeting

Scottish BMW & SMTA Fiesta & Hot Hatch Championship

Knockhill 1.267 miles

Race 12 - 2nd Race

08/04/2018 16:25

Race (12 Laps) started at 16:23:18

Lap	Time of Day	Lap Tm	S1	S2	S3	S3Spd	SFSpd	Lap	Time of Day	Lap Tm	S1	S2	S3	S3Spd	SFSpd
7	16:31:03.102	1:04.996	21.049	23.861	20.086	86.927	77.491								
8	16:32:07.794	1:04.692	20.825	24.103	19.764	86.814	77.941								
9	16:33:13.008	1:05.214	21.016	24.405	19.793	86.814	77.941								
10	16:34:17.584	1:04.576	20.847	23.914	19.815	86.927	78.123								
11	16:35:23.558	1:05.974	21.004	24.609	20.361	85.487	77.761								
12	16:36:28.979	1:05.421	21.285	24.232	19.904	88.068	78.123								

(5) Lorn MURRAY

1	16:24:32.830			25.340	19.524	86.814	77.491
2	16:25:37.889	1:05.059	21.458	24.002	19.599	88.416	78.214
3	16:26:44.544	1:06.655	22.499	24.532	19.624	87.837	78.123
4	16:27:49.547	1:05.003	21.355	24.096	19.552	87.722	77.402
5	16:28:54.521	1:04.974	21.397	24.224	19.353	87.722	77.941
6	16:29:59.564	1:05.043	21.148	23.942	19.953	88.068	77.313
7	16:31:04.274	1:04.710	21.216	23.849	19.645	88.416	78.123
8	16:32:09.495	1:05.221	21.600	24.167	19.454	87.494	77.581
9	16:33:14.651	1:05.156	20.867	24.216	20.073	86.035	78.123
10	16:34:19.428	1:04.777	21.039	24.455	19.283	86.257	78.305
11	16:35:24.023	1:04.595	20.635	23.610	20.350	88.767	78.214
12	16:36:29.467	1:05.444	21.345	24.125	19.974	87.837	77.671

(53) Annie BUTTERWORTH

1	16:24:31.413			24.856	20.088	85.596	78.397
2	16:25:36.840	1:05.427	21.315	23.683	20.429	87.040	78.032
3	16:26:43.269	1:06.429	21.822	23.808	20.799	86.146	78.397
4	16:27:48.655	1:05.386	21.187	23.890	20.309	86.035	77.581
5	16:28:53.377	1:04.722	20.932	23.684	20.106	86.814	76.345
6	16:29:58.831	1:05.454	21.702	23.871	19.881	87.266	78.950
7	16:31:03.732	1:04.901	21.397	23.834	19.670	86.814	78.580
8	16:32:08.841	1:05.109	21.624	23.858	19.627	87.380	78.305
9	16:33:15.029	1:06.188	20.904	24.682	20.602	85.054	77.581
10	16:34:20.285	1:05.256	21.100	24.385	19.771	85.596	78.032
11	16:35:24.615	1:04.330	20.707	23.511	20.112	86.146	77.671
12	16:36:29.732	1:05.117	21.124	24.181	19.812	86.368	77.491

Clerk of the Course.

Sig : Time :  
Chief Timekeeper : Ian Sharp (SMART Timing)

Results available at [www.speedhive.com](http://www.speedhive.com) and [www.smart-timing.co.uk](http://www.smart-timing.co.uk)

Printed: 09/04/2018 20:15:20

Orbits





## Jim Clark Memorial Meeting

## Lapchart

Scottish BMW & SMTA Fiesta & Hot Hatch Championship

Knockhill 1.267 miles

Race 12 - 2nd Race

08/04/2018 16:25

Race (12 Laps) started at 16:23:18

Competitors	Laps											
	1	2	3	4	5	6	7	8	9	10	11	12
Russell MORGAN (37)	1	37	37	1	1	1	1	1	1	1	1	1
Peter CRUICKSHANK (61)	2	61	1	37	37	37	37	37	27	27	27	27
Ryan STIRLING (3)	3	3	61	61	27	27	27	27	27	37	37	61
Wayne MacCAULAY (1)	4	1	27	27	61	61	61	61	61	61	61	37
Cameron BRYANT (27)	5	27	3	3	85	3	3	3	3	3	3	3
Blair MURDOCH (85)	6	85	85	85	3	85	85	85	85	14	14	14
Stephen WARD (55)	7	55	55	14	14	14	14	14	14	85	85	85
John BALFOUR (14)	8	14	14	55	55	55	55	55	24	24	24	24
Ray MacDOWALL (2)	9	2	2	2	24	24	24	24	55	55	55	55
Annie BUTTERWORTH (53)	10	53	53	24	2	2	2	2	2	2	19	19
Aiden WARD (19)	11	19	19	53	53	53	19	19	19	19	2	2
Lorn MURRAY (5)	12	5	5	19	19	19	53	53	53	5	5	5
Steven GRAY (24)	13	24	24	5	5	5	5	5	5	53	53	53

Margin of Victory	Avg. Speed	Best Lap Tm	Best Speed	Best Lap by
6.821	73.161	1:01.225	74.493	1 - Wayne MacCAULAY

Clerk of the Course.

Sig : Time :  
 Chief Timekeeper : Ian Sharp (SMART Timing)

Results available at [www.speedhive.com](http://www.speedhive.com) and [www.smart-timing.co.uk](http://www.smart-timing.co.uk)

Printed: 09/04/2018 20:15:48

Orbits













# Race Results



Bulletin No. \_\_\_\_\_

## Jim Clark Memorial Meeting

Sorted on Laps

Scottish Legends Cars Championship

Knockhill 1.267 miles

Race 14 - 3rd Race

08/04/2018 17:15

Race (12 Laps) started at 17:06:52

Pos	No.	Name	Make/Model	CC	Class Code	Laps	Total Tm	Diff	Best Tm	In Lap	2nd Best
1	1	John PATERSON	Ford Coupe	1250	L	12	14:30.791		58.541	8	58.574
2	71	Ryan McLEISH	Ford Coupe	1250	L	12	14:31.490	0.699	59.004	11	59.047
3	60	David NEWALL	Ford Coupe	1250	L	12	14:32.530	1.739	58.695	12	58.887
4	52	Stewart BLACK	Ford Coupe	1250	L	12	14:35.638	4.847	59.018	11	59.232
5	37	Ivor GREENWOOD	Ford Coupe	1250	L	12	14:40.718	9.927	59.433	6	59.665
6	6	David HUNTER	Ford Coupe	1250	L	12	14:41.078	10.287	58.954	7	59.253
7	15	Steven McGILL	Ford Coupe	1250	L	12	14:41.159	10.368	59.289	6	59.584
8	17	Billy WAIT	37 Ford	1250	L	12	14:44.504	13.713	1:00.048	6	1:00.435
9	75	Pino PALAZZO	Ford Sedan	1250	L	12	14:46.003	15.212	1:00.152	6	1:00.539
10	4	Colin McNEILL	Ford Coupe	1250	L	12	14:46.671	15.880	1:00.178	11	1:00.469
11	8	Jordan HODGSON	Ford Coupe	1250	L	12	14:50.224	19.433	59.627	11	59.636
12	5	Michael PAXTON	Ford Coupe	1250	L	12	14:52.097	21.306	1:00.549	10	1:00.823
13	33	Kieran BEATY	Ford Coupe	1250	L	12	14:57.468	26.677	1:00.411	6	1:00.660
14	69	Gerard McCOSH	Ford Coupe	1250	L	12	14:57.780	26.989	1:01.137	7	1:01.300
15	16	John BUSHBY	Ford Coupe	1250	L	12	15:12.120	41.329	1:02.778	6	1:03.281
16	86	Jon CRITCHLOW	Chevy Sedan	1250	LR	12	15:14.422	43.631	1:02.950	10	1:03.064
17	44	Colm O'SULLIVAN	Ford Coupe	1250	LR	12	15:19.770	48.979	1:00.824	5	1:01.580
18	30	Mark FRENCH	Ford Coupe	1250	LR	12	15:36.621	1:05.830	1:04.986	9	1:05.005
Not classified											
DNF	22	Ben MASON	Chevy Sedan	1250	L	1	1:11.249	DNF	1:08.647	1	

### Announcements

Race distance increased to 12 Laps - 2 Laps completed behind the Safety Car.  
New Track Record (58.541) for SMRC Legends by John PATERSON.

Margin of Victory	Avg. Speed	Best Lap Tm	Best Speed	Best Lap by
0.699	62.851	58.541	77.908	1 - John PATERSON

Clerk of the Course.

Orbits

Sig : Time :  
Chief Timekeeper : Ian Sharp (SMART Timing)

Results available at [www.speedhive.com](http://www.speedhive.com) and [www.smart-timing.co.uk](http://www.smart-timing.co.uk)

Printed: 09/04/2018 20:24:54





## Jim Clark Memorial Meeting

### Scottish Legends Cars Championship

Knockhill 1.267 miles

### Race 14 - 3rd Race

08/04/2018 17:15

### Race (12 Laps) started at 17:06:52

Lap	Time of Day	Lap Tm	S1	S2	S3	S3Spd	SFSpd	Lap	Time of Day	Lap Tm	S1	S2	S3	S3Spd	SFSpd
<b>(1) John PATERSON</b>															
1	17:08:01.658	<b>1:05.618</b>	23.827	24.320	17.471	<b>98.543</b>	91.928	3	17:11:34.404	<b>2:18.749</b>	43.865	50.964	43.920	34.663	34.879
2	17:09:07.355	<b>1:05.697</b>	19.114	22.210	24.373	97.824	39.382	4	17:13:36.135	<b>2:01.731</b>	39.712	1:01.634	20.385	54.294	88.532
3	17:11:27.111	<b>2:19.756</b>	43.934	51.647	44.175	32.078	31.820	5	17:14:37.162	<b>1:01.027</b>	19.421	23.342	18.264	96.419	91.055
4	17:13:30.618	<b>2:03.507</b>	40.772	1:00.970	21.765	30.476	<b>93.205</b>	6	17:15:36.664	<b>59.502</b>	19.363	22.392	17.747	97.257	91.552
5	17:14:31.475	<b>1:00.857</b>	20.164	23.010	17.683	97.399	91.928	7	17:16:35.618	<b>58.954</b>	19.192	<b>22.131</b>	17.631	98.254	93.076
6	17:15:30.049	<b>58.574</b>	19.050	22.120	<b>17.404</b>	96.976	92.308	8	17:17:35.092	<b>59.474</b>	<b>19.049</b>	22.256	18.169	99.714	92.947
7	17:16:28.663	<b>58.614</b>	<b>18.937</b>	22.148	17.529	96.976	91.802	9	17:18:34.559	<b>59.467</b>	19.323	22.557	<b>17.587</b>	97.824	92.054
8	17:17:27.204	<b>58.541</b>	19.033	<b>21.879</b>	17.629	98.111	91.928	10	17:19:33.812	<b>59.253</b>	19.116	22.487	<b>17.650</b>	<b>100.611</b>	92.054
9	17:18:26.165	<b>58.961</b>	19.130	22.152	17.679	95.731	90.442	11	17:20:33.467	<b>59.655</b>	19.198	22.306	18.151	96.697	91.303
10	17:19:25.375	<b>59.210</b>	19.148	22.272	17.790	95.459	90.564	12	17:21:33.767	<b>1:00.300</b>	19.484	22.563	18.253	98.398	90.809
11	17:20:24.403	<b>59.028</b>	19.157	22.158	17.713	96.005	90.320	<b>(15) Steven McGILL</b>							
12	17:21:23.480	<b>59.077</b>	19.049	22.308	17.720	96.143	90.564	1	17:08:03.272	<b>1:07.566</b>	24.507	24.888	18.171	98.398	92.947
<b>(71) Ryan McLEISH</b>															
1	17:07:58.798	<b>1:03.821</b>	23.592	22.286	17.943	97.967	<b>91.303</b>	2	17:09:11.106	<b>1:07.834</b>	19.262	22.415	26.157	99.566	38.151
2	17:09:04.478	<b>1:05.680</b>	19.466	22.609	23.605	95.459	49.344	3	17:11:31.388	<b>2:20.282</b>	45.021	51.089	44.172	33.140	33.824
3	17:11:22.828	<b>2:18.350</b>	41.675	52.914	43.761	32.170	33.655	4	17:13:33.330	<b>2:01.942</b>	39.645	1:01.520	20.777	39.475	92.562
4	17:13:29.174	<b>2:06.346</b>	42.189	1:01.162	22.995	26.193	89.836	5	17:14:34.065	<b>1:00.735</b>	19.685	22.360	18.690	<b>101.066</b>	90.564
5	17:14:28.479	<b>59.305</b>	19.393	22.124	<b>17.788</b>	<b>98.254</b>	89.358	6	17:15:33.354	<b>59.289</b>	<b>19.124</b>	22.636	<b>17.529</b>	99.419	<b>93.335</b>
6	17:15:27.998	<b>59.519</b>	19.184	22.451	17.884	92.947	89.120	7	17:16:33.344	<b>59.990</b>	19.376	22.696	17.918	96.005	90.809
7	17:16:27.655	<b>59.657</b>	19.137	22.519	18.001	92.818	88.649	8	17:17:34.087	<b>1:00.743</b>	19.876	22.815	18.052	94.252	91.303
8	17:17:27.036	<b>59.381</b>	<b>19.096</b>	22.351	17.934	92.562	88.649	9	17:18:34.184	<b>1:00.097</b>	19.707	22.578	17.812	97.257	91.802
9	17:18:26.612	<b>59.576</b>	19.616	22.092	17.868	96.976	88.884	10	17:19:33.998	<b>59.814</b>	19.306	22.587	17.921	97.824	93.076
10	17:19:26.128	<b>59.516</b>	19.327	22.385	17.804	93.726	89.358	11	17:20:33.582	<b>59.584</b>	19.271	<b>22.219</b>	18.094	100.011	91.677
11	17:20:25.132	<b>59.004</b>	19.109	<b>22.086</b>	17.809	95.188	89.596	12	17:21:33.848	<b>1:00.266</b>	19.545	22.728	17.993	98.398	91.303
12	17:21:24.179	<b>59.047</b>	19.106	22.092	17.849	95.868	89.002	<b>(17) Billy WAIT</b>							
<b>(60) David NEWALL</b>															
1	17:07:59.906	<b>1:04.675</b>	23.654	23.532	17.489	97.682	93.465	1	17:07:58.417	<b>1:03.761</b>	22.795	22.999	17.967	<b>97.682</b>	89.836
2	17:09:06.590	<b>1:06.684</b>	19.901	22.918	23.865	94.919	42.074	2	17:09:06.055	<b>1:07.638</b>	19.685	22.854	25.099	95.595	41.476
3	17:11:25.348	<b>2:18.758</b>	44.075	51.575	43.108	30.587	32.944	3	17:11:24.414	<b>2:18.359</b>	43.895	51.526	42.938	32.372	31.521
4	17:13:30.366	<b>2:05.018</b>	41.704	1:01.189	22.125	29.446	90.564	4	17:13:30.262	<b>2:05.848</b>	42.099	1:01.041	22.708	27.973	90.442
5	17:14:30.913	<b>1:00.547</b>	20.240	22.821	17.486	96.143	91.179	5	17:14:31.822	<b>1:01.560</b>	19.911	23.537	18.112	95.323	91.928
6	17:15:30.167	<b>59.254</b>	19.153	22.705	<b>17.396</b>	<b>100.460</b>	<b>95.188</b>	6	17:15:31.870	<b>1:00.048</b>	<b>19.412</b>	<b>22.660</b>	17.976	95.595	89.957
7	17:16:29.665	<b>59.498</b>	19.480	22.157	17.861	97.824	90.442	7	17:16:33.016	<b>1:01.146</b>	19.927	23.081	18.138	94.518	89.239
8	17:17:29.012	<b>59.347</b>	19.344	22.318	17.685	96.419	91.552	8	17:17:34.460	<b>1:01.444</b>	19.729	23.343	18.372	95.323	<b>92.054</b>
9	17:18:28.408	<b>59.396</b>	19.157	22.502	17.737	96.976	91.179	9	17:18:34.895	<b>1:00.435</b>	19.581	22.981	<b>17.873</b>	95.459	91.677
10	17:19:27.295	<b>58.887</b>	19.105	22.193	17.589	96.976	90.686	10	17:19:35.828	<b>1:00.933</b>	20.058	22.869	18.006	94.518	89.596
11	17:20:26.524	<b>59.229</b>	19.316	22.308	17.605	96.697	91.552	11	17:20:36.278	<b>1:00.450</b>	19.627	22.854	17.969	94.252	89.239
12	17:21:25.219	<b>58.695</b>	<b>19.057</b>	<b>22.102</b>	17.536	97.540	91.928	12	17:21:37.193	<b>1:00.915</b>	19.704	23.121	18.090	94.252	89.239
<b>(52) Stewart BLACK</b>															
1	17:07:57.924	<b>1:04.302</b>	23.305	23.101	17.896	93.595	90.564	<b>(75) Pino PALAZZO</b>							
2	17:09:03.242	<b>1:05.318</b>	19.389	22.486	23.443	94.385	51.110	1	17:08:01.992	<b>1:07.287</b>	24.732	24.481	18.074	94.919	91.928
3	17:11:22.025	<b>2:18.783</b>	42.033	53.073	43.677	31.083	32.002	2	17:09:09.537	<b>1:07.545</b>	19.506	<b>22.538</b>	25.501	96.697	42.853
4	17:13:28.845	<b>2:06.820</b>	42.526	1:01.112	23.182	26.163	90.077	3	17:11:29.536	<b>2:19.999</b>	44.071	51.855	44.073	33.156	33.123
5	17:14:28.575	<b>59.730</b>	19.429	22.218	18.083	94.785	89.120	4	17:13:32.706	<b>2:03.170</b>	40.061	1:01.556	21.553	34.609	90.564
6	17:15:28.686	<b>1:00.111</b>	18.641	22.428	18.042	95.459	90.442	5	17:14:33.490	<b>1:00.784</b>	19.454	23.138	18.192	<b>98.543</b>	90.686
7	17:16:28.207	<b>59.521</b>	19.245	22.300	17.976	95.459	90.320	6	17:15:33.642	<b>1:00.152</b>	19.422	22.713	18.017	97.399	<b>92.054</b>
8	17:17:27.439	<b>59.232</b>	19.149	<b>22.144</b>	17.939	95.459	<b>91.552</b>	7	17:16:34.621	<b>1:00.979</b>	20.322	22.766	<b>17.891</b>	96.419	90.686
9	17:18:29.085	<b>1:01.646</b>	19.533	24.452	17.661	95.731	90.809	8	17:17:35.220	<b>1:00.599</b>	19.503	22.755	18.341	97.824	91.179
10	17:19:28.490	<b>59.405</b>	19.192	22.396	17.817	<b>96.143</b>	90.564	9	17:18:35.926	<b>1:00.706</b>	19.981	22.697	18.028	95.053	88.532
11	17:20:27.508	<b>59.433</b>	<b>19.075</b>	22.305	<b>17.638</b>	96.005	90.686	10	17:19:37.293	<b>1:01.367</b>	19.596	22.851	18.920	95.459	89.716
12	17:21:28.327	<b>1:00.819</b>	20.082	22.864	17.873	95.595	90.442	11	17:20:38.153	<b>1:00.860</b>	19.449	23.095	18.316	94.385	89.358
<b>(37) Ivor GREENWOOD</b>															
1	17:08:03.677	<b>1:08.170</b>	24.909	25.124	18.137	97.117	<b>93.988</b>	12	17:21:38.692	<b>1:00.539</b>	<b>19.407</b>	23.017	18.115	94.518	89.358
2	17:09:11.720	<b>1:08.043</b>	19.947	22.417	25.679	98.398	36.611	<b>(4) Colin McNEILL</b>							
3	17:11:31.813	<b>2:20.093</b>	45.029	50.717	44.347	31.565	35.301	1	17:07:58.768	<b>1:05.288</b>	23.162	23.639	18.487	96.143	91.552
4	17:13:33.831	<b>2:02.018</b>	39.744	1:01.872	20.402	44.063	93.335	2	17:09:08.469	<b>1:09.701</b>	20.418	23.954	25.329	94.252	39.615
5	17:14:34.564	<b>1:00.733</b>	19.511	22.487	18.735	<b>99.863</b>	91.928	3	17:11:28.601	<b>2:20.132</b>	44.432	51.603	44.097	34.807	33.587
6	17:15:33.997	<b>59.433</b>	19.479	22.495	<b>17.459</b>	99.125	93.857	4	17:13:31.848	<b>2:03.247</b>	40.226	1:01.597	21.424	33.520	<b>92.181</b>
7	17:16:33.662	<b>59.665</b>	19.467	<b>22.266</b>	17.932	99.863	93.205	5	17:14:32.806	<b>1:00.958</b>	19.798	23.151	18.009	96.836	90.686
8	17:17:34.159	<b>1:00.497</b>	19.769	22.826	17.902	98.979	93.076	6	17:15:33.275	<b>1:00.469</b>	<b>19.548</b>	22.695	18.226	<b>97.540</b>	90.809
9	17:18:33.828	<b>59.669</b>	19.471	22.425	17.773	96.143	91.427	7	17:16:35.376	<b>1:02.101</b>	20.827	23.314	17.960	97.117	91.179
10	17:19:33.524	<b>59.696</b>	19.319	22.621	17.756	96.558	91.179	8	17:17:36.654	<b>1:01.278</b>	20.082	23.208	17.988	95.868	90.564
11	17:20:33.204	<b>59.680</b>	<b>19.278</b>	22.427	17.975	96.836	91.427	9	17:18:37.729	<b>1:01.075</b>	19.871	22.778	18.426	96.836	90.320
12	17:21:33.407	<b>1:00.203</b>	19.605	22.630	17.968	97.540	92.690	10	17:19:38.633	<b>1:00.904</b>	19.873	23.290	<b>17.741</b>	95.595	90.932
<b>(6) David HUNTER</b>															
1	17:08:03.862	<b>1:07.873</b>	24.732	24.766	18.375	95.188	<b>93.857</b>	1							

## Jim Clark Memorial Meeting

Scottish Legends Cars Championship

Knockhill 1.267 miles

Race 14 - 3rd Race

08/04/2018 17:15

Race (12 Laps) started at 17:06:52

Lap	Time of Day	Lap Tm	S1	S2	S3	S3Spd	SFSpd	Lap	Time of Day	Lap Tm	S1	S2	S3	S3Spd	SFSpd
<b>(5) Michael PAXTON</b>															
1	17:08:03.644	<b>1:09.525</b>	24.695	25.792	19.038	<b>95.731</b>	<b>90.442</b>	1	17:08:03.627	<b>1:07.240</b>	24.051	24.958	18.231	<b>96.419</b>	90.320
2	17:09:14.926	<b>1:11.282</b>	21.838	24.346	25.098	66.575	44.888	2	17:09:23.577	<b>1:19.950</b>	30.088	23.996	25.866	75.402	51.861
3	17:11:33.378	<b>2:18.452</b>	43.625	51.146	43.681	32.419	36.235	3	17:11:36.494	<b>2:12.917</b>	38.443	51.183	43.291	30.053	36.314
4	17:13:35.962	<b>2:02.584</b>	39.805	1:01.897	20.882	50.955	89.358	4	17:13:37.669	<b>2:01.175</b>	38.564	1:02.302	20.309	58.052	88.183
5	17:14:38.037	<b>1:02.075</b>	20.139	23.463	18.473	94.651	89.002	5	17:14:38.493	<b>1:00.824</b>	20.136	<b>22.736</b>	<b>17.952</b>	95.053	<b>91.303</b>
6	17:15:39.017	<b>1:00.980</b>	19.630	23.040	18.310	94.120	88.884	6	17:15:40.350	<b>1:01.857</b>	20.003	23.267	18.587	87.608	82.645
7	17:16:40.085	<b>1:01.068</b>	19.709	22.979	18.380	93.465	87.837	7	17:16:41.930	<b>1:01.580</b>	20.093	23.201	18.286	92.054	85.925
8	17:17:41.159	<b>1:01.074</b>	20.000	22.929	18.145	93.205	88.767	8	17:17:45.114	<b>1:03.184</b>	<b>19.980</b>	24.121	19.083	84.839	80.950
9	17:18:42.112	<b>1:00.953</b>	19.767	23.045	18.141	92.947	88.299	9	17:18:52.071	<b>1:06.957</b>	21.266	25.463	20.228	80.368	72.392
10	17:19:42.661	<b>1:00.549</b>	<b>19.576</b>	22.918	<b>18.055</b>	93.335	88.649	10	17:19:58.611	<b>1:06.540</b>	22.183	24.735	19.622	81.938	78.580
11	17:20:43.484	<b>1:00.823</b>	19.641	<b>22.853</b>	18.329	93.335	90.320	11	17:21:05.301	<b>1:06.690</b>	21.710	25.283	19.697	82.645	79.417
12	17:21:44.786	<b>1:01.302</b>	19.653	23.346	18.303	92.435	87.153	12	17:22:12.459	<b>1:07.158</b>	21.447	25.251	20.460	79.700	80.176
<b>(33) Kieran BEATY</b>															
1	17:07:59.465	<b>1:06.314</b>	24.976	23.085	18.253	96.558	89.596	1	17:08:08.075	<b>1:09.809</b>	23.751	25.805	20.253	<b>88.183</b>	82.039
2	17:09:07.995	<b>1:08.530</b>	20.541	23.143	24.846	<b>98.979</b>	41.450	2	17:09:31.136	<b>1:23.061</b>	27.999	29.599	25.463	60.403	61.737
3	17:11:27.907	<b>2:19.912</b>	44.020	51.755	44.137	32.624	31.729	3	17:11:38.199	<b>2:07.063</b>	33.024	51.359	42.680	29.343	35.753
4	17:13:31.459	<b>2:03.552</b>	40.547	1:01.124	21.881	32.450	91.055	4	17:13:42.230	<b>2:04.031</b>	38.537	1:03.471	22.023	48.984	80.272
5	17:14:32.119	<b>1:00.660</b>	19.849	<b>22.666</b>	18.145	97.399	90.809	5	17:14:48.195	<b>1:05.965</b>	21.334	24.513	20.118	87.494	80.950
6	17:15:32.530	<b>1:00.411</b>	19.787	22.727	<b>17.897</b>	95.053	89.836	6	17:15:53.409	<b>1:05.214</b>	21.260	24.476	19.478	86.927	80.755
7	17:16:33.954	<b>1:01.424</b>	19.950	23.179	18.295	97.117	<b>91.552</b>	7	17:17:00.247	<b>1:06.838</b>	21.573	24.816	20.449	86.590	80.465
8	17:17:34.979	<b>1:01.025</b>	19.958	22.688	18.379	97.540	90.686	8	17:18:06.206	<b>1:05.959</b>	21.337	24.623	19.999	86.035	81.048
9	17:18:36.432	<b>1:01.453</b>	20.450	22.932	18.071	94.919	89.477	9	17:19:11.192	<b>1:04.986</b>	<b>20.999</b>	24.523	19.464	86.368	81.048
10	17:19:37.642	<b>1:01.210</b>	19.678	23.229	18.303	92.562	90.932	10	17:20:16.197	<b>1:05.005</b>	21.220	<b>24.389</b>	<b>19.396</b>	86.257	<b>82.849</b>
11	17:20:38.433	<b>1:00.791</b>	19.731	22.819	18.241	96.005	90.077	11	17:21:22.895	<b>1:06.698</b>	21.210	25.222	20.266	77.941	81.839
12	17:21:50.157	<b>1:11.724</b>	<b>19.673</b>	33.145	18.906	89.002	87.153	12	17:22:29.310	<b>1:06.415</b>	21.517	24.668	20.230	85.815	80.272
<b>(22) Ben MASON</b>															
1	17:08:03.938	<b>1:08.647</b>	24.616	24.778	19.253	97.399	91.179	1	17:08:03.938	<b>1:08.647</b>	24.616	24.778	19.253	97.399	91.179
<b>(69) Gerard McCOSH</b>															
1	17:08:04.716	<b>1:10.571</b>	25.601	25.656	19.314	93.335	89.596	1	17:08:03.938	<b>1:08.647</b>	24.616	24.778	19.253	97.399	91.179
2	17:09:21.559	<b>1:16.843</b>	28.289	24.202	24.352	74.647	55.006	2	17:09:21.559	<b>1:16.843</b>	28.289	24.202	24.352	74.647	55.006
3	17:11:36.050	<b>2:14.491</b>	39.476	50.985	44.030	30.629	32.944	3	17:11:36.050	<b>2:14.491</b>	39.476	50.985	44.030	30.629	32.944
4	17:13:36.803	<b>2:00.753</b>	38.645	1:01.773	20.335	54.515	89.120	4	17:13:36.803	<b>2:00.753</b>	38.645	1:01.773	20.335	54.515	89.120
5	17:14:39.018	<b>1:02.215</b>	19.963	<b>23.156</b>	19.096	96.697	88.183	5	17:14:39.018	<b>1:02.215</b>	19.963	<b>23.156</b>	19.096	96.697	88.183
6	17:15:41.440	<b>1:02.422</b>	20.453	23.346	18.623	<b>97.399</b>	<b>89.836</b>	6	17:15:41.440	<b>1:02.422</b>	20.453	23.346	18.623	<b>97.399</b>	<b>89.836</b>
7	17:16:42.577	<b>1:01.137</b>	19.745	23.164	<b>18.228</b>	94.785	89.002	7	17:16:42.577	<b>1:01.137</b>	19.745	23.164	<b>18.228</b>	94.785	89.002
8	17:17:44.233	<b>1:01.656</b>	19.678	23.504	18.474	93.335	89.120	8	17:17:44.233	<b>1:01.656</b>	19.678	23.504	18.474	93.335	89.120
9	17:18:45.533	<b>1:01.300</b>	<b>19.607</b>	23.241	18.452	94.252	86.927	9	17:18:45.533	<b>1:01.300</b>	<b>19.607</b>	23.241	18.452	94.252	86.927
10	17:19:47.126	<b>1:01.593</b>	19.962	23.365	18.266	93.076	88.416	10	17:19:47.126	<b>1:01.593</b>	19.962	23.365	18.266	93.076	88.416
11	17:20:48.591	<b>1:01.465</b>	19.818	23.340	18.307	92.947	87.837	11	17:20:48.591	<b>1:01.465</b>	19.818	23.340	18.307	92.947	87.837
12	17:21:50.469	<b>1:01.878</b>	20.002	23.615	18.261	94.120	84.732	12	17:21:50.469	<b>1:01.878</b>	20.002	23.615	18.261	94.120	84.732
<b>(16) John BUSHBY</b>															
1	17:08:03.146	<b>1:09.817</b>	25.839	25.140	18.838	<b>94.252</b>	89.358	1	17:08:03.146	<b>1:09.817</b>	25.839	25.140	18.838	<b>94.252</b>	89.358
2	17:09:12.849	<b>1:09.703</b>	20.868	23.866	24.969	92.818	37.978	2	17:09:12.849	<b>1:09.703</b>	20.868	23.866	24.969	92.818	37.978
3	17:11:32.517	<b>2:19.668</b>	44.586	51.075	44.007	33.205	36.041	3	17:11:32.517	<b>2:19.668</b>	44.586	51.075	44.007	33.205	36.041
4	17:13:34.966	<b>2:02.449</b>	40.015	1:01.615	20.819	44.619	87.722	4	17:13:34.966	<b>2:02.449</b>	40.015	1:01.615	20.819	44.619	87.722
5	17:14:38.373	<b>1:03.407</b>	<b>20.381</b>	24.133	18.893	94.252	<b>89.477</b>	5	17:14:38.373	<b>1:03.407</b>	<b>20.381</b>	24.133	18.893	94.252	<b>89.477</b>
6	17:15:41.151	<b>1:02.778</b>	20.515	<b>23.826</b>	<b>18.437</b>	94.120	88.532	6	17:15:41.151	<b>1:02.778</b>	20.515	<b>23.826</b>	<b>18.437</b>	94.120	88.532
7	17:16:44.722	<b>1:03.571</b>	20.872	24.199	18.500	93.595	86.927	7	17:16:44.722	<b>1:03.571</b>	20.872	24.199	18.500	93.595	86.927
8	17:17:48.319	<b>1:03.597</b>	20.664	24.198	18.735	91.677	84.732	8	17:17:48.319	<b>1:03.597</b>	20.664	24.198	18.735	91.677	84.732
9	17:18:51.600	<b>1:03.281</b>	20.499	24.149	18.633	92.435	85.596	9	17:18:51.600	<b>1:03.281</b>	20.499	24.149	18.633	92.435	85.596
10	17:19:55.863	<b>1:04.263</b>	21.085	24.178	19.000	91.179	86.257	10	17:19:55.863	<b>1:04.263</b>	21.085	24.178	19.000	91.179	86.257
11	17:21:00.193	<b>1:04.330</b>	20.831	24.536	18.963	91.179	86.702	11	17:21:00.193	<b>1:04.330</b>	20.831	24.536	18.963	91.179	86.702
12	17:22:04.809	<b>1:04.616</b>	21.051	24.701	18.864	90.198	85.487	12	17:22:04.809	<b>1:04.616</b>	21.051	24.701	18.864	90.198	85.487
<b>(86) Jon CRITCHLOW</b>															
1	17:08:05.128	<b>1:08.602</b>	24.828	24.876	18.898	<b>96.697</b>	<b>90.809</b>	1	17:08:05.128	<b>1:08.602</b>	24.828	24.876	18.898	<b>96.697</b>	<b>90.809</b>
2	17:09:25.914	<b>1:20.786</b>	29.746	27.851	23.189	65.535	65.216	2	17:09:25.914	<b>1:20.786</b>	29.746	27.851	23.189	65.535	65.216
3	17:11:37.297	<b>2:11.383</b>	37.401	51.359	42.623	30.643	36.353	3	17:11:37.297	<b>2:11.383</b>	37.401	51.359	42.623	30.643	36.353
4	17:13:39.158	<b>2:01.861</b>	38.432	1:03.186	20.243	53.902	89.239	4	17:13:39.158	<b>2:01.861</b>	38.432	1:03.186	20.243	53.902	89.239
5	17:14:42.581	<b>1:03.423</b>	20.471	23.880	19.072	93.726	88.649	5	17:14:42.581	<b>1:03.423</b>	20.471	23.880	19.072	93.726	88.649
6	17:15:46.002	<b>1:03.421</b>	20.495	24.145	18.781	94.651	89.002	6	17:15:46.002	<b>1:03.421</b>	20.495	24.145	18.781	94.651	89.002
7	17:16:49.587	<b>1:03.585</b>	20.692	24.060	18.833	92.818	87.380	7	17:16:49.587	<b>1:03.585</b>	20.692	24.060	18.833	92.818	87.380
8	17:17:54.380	<b>1:04.793</b>	20.749	25.065	18.979	89.836	87.380	8	17:17:54.380	<b>1:04.793</b>	20.749	25.065	18.979	89.836	87.380
9	17:18:57.692	<b>1:03.312</b>	20.581	23.862	18.869	93.076	86.702	9	17:18:57.692	<b>1:03.312</b>	20.581	23.862	18.869</		

## Jim Clark Memorial Meeting

## Lapchart


Scottish Legends Cars Championship

Knockhill 1.267 miles

Race 14 - 3rd Race

08/04/2018 17:15

Race (12 Laps) started at 17:06:52



Competitors	Laps													
	0	1	2	3	4	5	6	7	8	9	10	11	12	
Kieran BEATY (33)	1	33	52	52	52	52	71	71	71	71	1	1	1	1
John BUSHBY (16)	2	16	17	71	71	71	52	52	52	1	71	71	71	71
Colin McNEILL (4)	3	4	4	17	17	17	60	1	1	52	60	60	60	60
Stewart BLACK (52)	4	52	71	60	60	60	1	60	60	60	52	52	52	52
Michael PAXTON (5)	5	5	33	1	1	1	17	17	17	15	37	37	37	37
Gerard McCOSH (69)	6	69	60	33	33	33	33	33	15	37	15	6	6	6
Billy WAIT (17)	7	17	1	4	4	4	4	4	37	17	6	15	15	15
Pino PALAZZO (75)	8	75	75	75	75	75	75	15	33	33	17	17	17	17
Ryan McLEISH (71)	9	71	8	8	8	8	15	75	75	6	75	75	75	75
Jordan HODGSON (8)	10	8	16	15	15	15	37	37	4	75	33	33	33	4
David NEWALL (60)	11	60	15	37	37	37	6	6	6	4	4	4	4	8
Ben MASON (22)	12	22	44	16	16	16	5	5	5	5	5	5	8	5
Ivor GREENWOOD (37)	13	37	5	5	5	5	16	44	44	8	8	8	5	33
Steven McGILL (15)	14	15	37	6	6	6	44	16	69	69	69	69	69	69
David HUNTER (6)	15	6	6	69	69	69	69	69	8	44	16	16	16	16
John PATERSON (1)	16	1	22	44	44	44	8	8	16	16	44	44	86	86
Colm O'SULLIVAN (44)	17	44	69	86	86	86	86	86	86	86	86	86	44	44
Jon CRITCHLOW (86)	18	86	86	30	30	30	30	30	30	30	30	30	30	30
Mark FRENCH (30)	19	30	30											

Margin of Victory	Avg. Speed	Best Lap Tm	Best Speed	Best Lap by
0.699	62.851	58.541	77.908	1 - John PATERSON

Clerk of the Course.

Orbits

Sig : Time :  
Chief Timekeeper : Ian Sharp (SMART Timing)

Results available at [www.speedhive.com](http://www.speedhive.com) and [www.smart-timing.co.uk](http://www.smart-timing.co.uk)

Printed: 09/04/2018 19:51:27



Scottish Legends Championship



Pos	Car No.	Name	Class	Knockhill 6th April			Knockhill AC 6th May			Anglesey 26th May			Anglesey 27th May			Knockhill 1st July			Knockhill SLS 22nd July			Knockhill 6th August			Knockhill AC 16th September			Knockhill 7th October			Total	
				H1	H2	F	H1	H2	F	H1	H2	F	H1	H2	F	H1	H2	F	H1	H2	F	H1	H2	F	H1	H2	F	H1	H2	F		
1	1	John PATERSON		200	200	200	600				0				0				0				0				0				0	600
2	6	David HUNTER		160	185	140	485				0				0				0				0				0				0	485
3	60	David NEWALL		185	110	170	465				0				0				0				0				0				0	465
4	37	Ivor GREENWOOD	R	170	140	150	460				0				0				0				0				0				0	460
5	71	Ryan McLEISH		150	120	185	455				0				0				0				0				0				0	455
6	15	Steven McGILL		140	170	130	440				0				0				0				0				0				0	440
7	17	Billy WAIT		130	100	120	350				0				0				0				0				0				0	350
8	8	Jordan HODGSON		100	150	90	340				0				0				0				0				0				0	340
9	75	Pino PALAZZO		120	90	110	320				0				0				0				0				0				0	320
10	52	Stewart BLACK		5	130	160	295				0				0				0				0				0				0	295
11	22	Ben MASON		110	160	5	275				0				0				0				0				0				0	275
12	5	Michael PAXTON		90	80	80	250				0				0				0				0				0				0	250
13	69	Gerard McCOSH		80	70	60	210				0				0				0				0				0				0	210
14	4	Colin McNEILL		30	60	100	190				0				0				0				0				0				0	190
15	86	Jon CRITCHLOW	R	50	50	40	140				0				0				0				0				0				0	140
16	33	Kieran BEATY		60	5	70	135				0				0				0				0				0				0	135
17	16	John BUSHBY		40	40	50	130				0				0				0				0				0				0	130
18	44	Colm O'SULLIVEN		70	5	30	105				0				0				0				0				0				0	105
19	30	Mark FRENCH	R	20	30	20	70				0				0				0				0				0				0	70
20	85	Mark BEATY					0				0				0				0				0				0				0	0

Points score from 8 Rounds count to Championship



## Jim Clark Memorial Meeting

Sorted on Laps

Celtic Speed Mini Cooper Cup

Knockhill 1.267 miles

Race 131- 3rd Race - AMENDED RESULT

08/04/2018 16:50

Race (9 Laps) started at 16:45:21

Pos	No.	Name	Make/Model	CC	Class Code	Laps	Total Tm	Diff	Best Tm	In Lap	2nd Best
1	20	Kyle REID	Mini Cooper	1600	SM	9	9:28.341		1:01.933	6	1:02.012
2	4	Dominic WHEATLEY	Mini Cooper	1600	SM	9	9:28.620	0.279	1:02.268	6	1:02.390
3	24	John DUNCAN	Mini Cooper	1600	SM	9	9:29.715	1.374	1:02.305	6	1:02.332
4	5	David SLEIGH	Mini Cooper	1600	SM	9	9:30.365	2.024	1:02.116	5	1:02.695
5	28	David McNAUGHTON	Mini Cooper	1600	SM	9	9:30.679	2.338	1:01.805	5	1:02.259
6	81	Douglas SIMPSON	Mini Cooper	1600	SM	9	9:31.664	3.323	1:02.122	5	1:02.469
7	23	Ian MUNRO	Mini Cooper	1600	SM	9	9:35.120	6.779	1:02.818	3	1:02.861
8	7	Michael WEDDELL	Mini Cooper	1600	SMN	9	9:35.426	7.085	1:02.532	6	1:02.745
9	21	Ross WILKINSON	Mini Cooper	1600	SMN	9	9:41.792	13.451	1:03.119	3	1:03.493
10	8	Hannah CHAPMAN	Mini Cooper	1600	SM L	9	9:42.147	13.806	1:02.591	4	1:02.835
11	77	Ashleigh MORRIS	Mini Cooper	1600	SM L	9	9:44.966	16.625	1:03.261	3	1:03.269
12	95	Craig BLAKE	Mini Cooper	1600	SMN	9	9:45.627	17.286	1:02.709	4	1:02.966
13	52	Simon HOLDERNESS	Mini Cooper	1600	SM	9	9:47.082	18.741	1:03.638	4	1:03.676
14	10	Jake HUTCHISON	Mini Cooper	1600	SMN	9	9:48.079	19.738	1:03.515	5	1:03.596
15	55	Fiona KINDNESS	Mini Cooper	1600	SM L	9	9:48.920	20.579	1:03.224	6	1:03.242
16	155	Adam KINDNESS	Mini Cooper	1600	SM	9	9:49.208	20.867	1:03.187	6	1:03.358
17	16	Craig DILLON	Mini Cooper	1600	SMN	9	9:53.269	24.928	1:03.588	5	1:03.832
18	50	Andrew BELL	Mini Cooper	1600	SM	9	9:54.356	26.015	1:03.503	6	1:03.756
19	12	Reis ROBERTSON	Mini Cooper	1600	SM	9	9:54.873	26.532	1:03.513	5	1:03.959
20	91	Robbie DALGLEISH	Mini Cooper	1600	SM	9	9:55.072	26.731	1:01.686	6	1:02.192
21	30	David LONG	Mini Cooper	1600	SMN	9	10:02.459	34.118	1:04.815	5	1:05.198
<b>Not classified</b>											
DNF	26	William BLAKE	Mini Cooper	1600	SM	7	7:36.196	DNF	1:02.613	4	1:02.908
DNF	75	Michael COURTS	Mini Cooper	1600	SM	7	8:09.534	DNF	1:03.370	4	1:03.638

### Announcements

New Track Record (1:02.532) for SMRC Mini Cooper (N) by Michael WEDDELL.

New Track Record (1:01.686) for SMRC Mini Cooper by Robbie DALGLEISH.

17:30 - AMENDED RESULT - Car No,91 - Racetime includes 10 second time penalty (C1.1.5),

8 place grid penalty to be applied at next Race Meeting.

Margin of Victory	Avg. Speed	Best Lap Tm	Best Speed	Best Lap by
0.279	72.223	1:01.686	73.936	91 - Robbie DALGLEISH

Clerk of the Course.

Orbits

Sig : Time :

Chief Timekeeper : Ian Sharp (SMART Timing)

 Results available at [www.speedhive.com](http://www.speedhive.com) and [www.smart-timing.co.uk](http://www.smart-timing.co.uk)

Printed: 09/04/2018 19:53:28



## Jim Clark Memorial Meeting

### Celtic Speed Mini Cooper Cup

Knockhill 1.267 miles

### Race 131- 3rd Race - AMENDED RESULT

08/04/2018 16:50

### Race (9 Laps) started at 16:45:21

Lap	Time of Day	Lap Tm	S1	S2	S3	S3Spd	SFSpd	Lap	Time of Day	Lap Tm	S1	S2	S3	S3Spd	SFSpd
<b>(20) Kyle REID</b>								7	16:52:48.725	<b>1:02.861</b>	<b>20.129</b>	23.349	19.383	85.162	76.259
1	16:46:29.371			23.426	19.162	86.146	<b>77.941</b>	8	16:53:52.223	<b>1:03.498</b>	20.456	23.652	19.390	85.054	76.172
2	16:47:32.261	<b>1:02.890</b>	20.351	23.461	19.078	85.706	77.581	9	16:54:56.440	<b>1:04.217</b>	20.438	23.876	19.903	84.412	76.000
3	16:48:34.944	<b>1:02.683</b>	20.268	23.117	19.298	<b>86.590</b>	77.047	<b>(7) Michael WEDDELL</b>							
4	16:49:37.744	<b>1:02.800</b>	20.785	23.126	<b>18.889</b>	85.706	77.581	1	16:46:31.265			23.985	19.643	85.815	75.914
5	16:50:39.756	<b>1:02.012</b>	<b>19.872</b>	23.213	18.927	85.706	76.870	2	16:47:35.086	<b>1:03.821</b>	20.543	23.193	20.085	<b>87.153</b>	74.981
6	16:51:41.689	<b>1:01.933</b>	19.902	<b>22.951</b>	19.080	85.706	76.958	3	16:48:38.040	<b>1:02.954</b>	20.323	23.318	19.313	86.035	76.432
7	16:52:43.940	<b>1:02.251</b>	20.088	23.084	19.079	86.368	76.607	4	16:49:40.854	<b>1:02.814</b>	<b>20.116</b>	23.291	19.407	85.379	76.000
8	16:53:46.585	<b>1:02.645</b>	20.321	23.297	19.027	85.270	76.958	5	16:50:43.599	<b>1:02.745</b>	20.244	<b>23.187</b>	19.314	85.379	75.742
9	16:54:49.661	<b>1:03.076</b>	20.185	23.554	19.337	84.412	76.694	6	16:51:46.131	<b>1:02.532</b>			<b>19.267</b>	85.379	76.259
<b>(4) Dominic WHEATLEY</b>								7	16:52:48.933	<b>1:02.802</b>			19.364	84.625	<b>76.519</b>
1	16:46:28.527			23.574	19.171	84.625	75.828	8	16:53:52.455	<b>1:03.522</b>	20.401	23.632	19.489	86.368	76.259
2	16:47:31.411	<b>1:02.884</b>	20.343	23.419	19.122	84.946	76.000	9	16:54:56.746	<b>1:04.291</b>			20.019	84.095	73.502
3	16:48:34.195	<b>1:02.784</b>	20.183	23.230	19.371	84.839	76.086	<b>(21) Ross WILKINSON</b>							
4	16:49:36.664	<b>1:02.469</b>	20.129	23.274	<b>19.066</b>	84.200	76.432	1	16:46:31.906			24.325	19.304	85.706	<b>77.224</b>
5	16:50:39.054	<b>1:02.390</b>	20.043	23.248	19.099	84.306	76.086	2	16:47:35.428	<b>1:03.522</b>	20.531	23.522	19.469	<b>86.035</b>	77.047
6	16:51:41.322	<b>1:02.268</b>	<b>20.015</b>	<b>23.121</b>	19.132	84.625	76.432	3	16:48:38.547	<b>1:03.119</b>	20.398	<b>23.471</b>	19.250	85.925	77.135
7	16:52:44.183	<b>1:02.861</b>	20.151	23.216	19.494	84.732	76.259	4	16:49:42.040	<b>1:03.493</b>	20.833	23.569	<b>19.091</b>	86.035	76.694
8	16:53:47.043	<b>1:02.860</b>	20.404	23.310	19.146	84.946	<b>76.782</b>	5	16:50:46.013	<b>1:03.973</b>	<b>20.313</b>	23.599	20.061	85.815	74.481
9	16:54:49.940	<b>1:02.897</b>	20.269	23.329	19.299	<b>85.596</b>	76.086	6	16:51:50.530	<b>1:04.517</b>	21.200	24.115	19.202	85.487	76.782
<b>(24) John DUNCAN</b>								7	16:52:55.367	<b>1:04.837</b>	21.551	24.041	19.245	84.412	76.519
1	16:46:29.129			23.589	19.138	85.379	77.135	8	16:53:59.041	<b>1:03.674</b>	20.535	23.881	19.258	83.885	75.828
2	16:47:32.088	<b>1:02.959</b>	20.456	23.359	19.144	86.146	<b>77.671</b>	9	16:55:03.112	<b>1:04.071</b>	20.774	23.884	19.413	83.780	75.487
3	16:48:35.029	<b>1:02.941</b>	20.125	23.226	19.590	<b>87.040</b>	76.259	<b>(8) Hannah CHAPMAN</b>							
4	16:49:38.493	<b>1:03.464</b>	21.330	23.119	<b>19.015</b>	86.927	77.671	1	16:46:35.120			25.693	20.335	82.240	75.914
5	16:50:40.825	<b>1:02.332</b>	20.208	<b>23.058</b>	19.066	86.702	76.870	2	16:47:38.268	<b>1:03.148</b>	20.506	23.452	19.190	85.815	<b>76.782</b>
6	16:51:43.130	<b>1:02.305</b>	<b>20.040</b>	23.170	19.095	84.306	76.694	3	16:48:41.103	<b>1:02.835</b>	<b>20.197</b>	23.406	19.232	85.925	76.607
7	16:52:45.664	<b>1:02.534</b>	20.124	23.240	19.170	84.946	76.958	4	16:49:43.694	<b>1:02.591</b>	20.277	<b>23.223</b>	<b>19.091</b>	<b>86.814</b>	76.694
8	16:53:48.288	<b>1:02.624</b>	20.301	23.249	19.074	85.162	77.047	5	16:50:46.572	<b>1:02.878</b>	20.277	23.405	19.196	84.625	76.086
9	16:54:51.035	<b>1:02.747</b>	20.347	23.276	19.124	85.270	76.086	6	16:51:50.182	<b>1:03.610</b>	20.740	23.686	19.184	85.706	76.694
<b>(5) David SLEIGH</b>								7	16:52:55.745	<b>1:05.563</b>	22.269	24.064	19.230	84.946	76.694
1	16:46:28.908			23.451	19.310	85.379	76.259	8	16:53:59.430	<b>1:03.685</b>	20.601	23.674	19.410	84.839	75.064
2	16:47:31.742	<b>1:02.834</b>	20.372	23.252	19.210	85.596	76.432	9	16:55:03.467	<b>1:04.037</b>	20.955	23.830	19.252	84.732	75.317
3	16:48:34.835	<b>1:03.093</b>	20.200	23.339	19.554	85.379	75.317	<b>(77) Ashleigh MORRIS</b>							
4	16:49:38.287	<b>1:03.452</b>			<b>19.030</b>	<b>86.035</b>	76.694	1	16:46:35.436			25.567	19.786	83.157	75.487
5	16:50:40.403	<b>1:02.116</b>		<b>23.051</b>	19.045	85.596	76.694	2	16:47:38.705	<b>1:03.269</b>	20.628	<b>23.340</b>	19.301	<b>85.596</b>	76.432
6	16:51:43.372	<b>1:02.969</b>	<b>19.971</b>	23.756	19.242	81.639	<b>76.870</b>	3	16:48:41.966	<b>1:03.261</b>	<b>20.386</b>	23.597	19.278	84.946	<b>76.607</b>
7	16:52:46.133	<b>1:02.761</b>			19.241	84.946	76.782	4	16:49:45.467	<b>1:03.501</b>	20.442	23.686	19.373	84.412	76.259
8	16:53:48.828	<b>1:02.695</b>		23.315	19.112	85.270	76.782	5	16:50:49.022	<b>1:03.555</b>	20.473	23.725	19.357	83.780	75.914
9	16:54:51.685	<b>1:02.857</b>	20.220	23.350	19.287	84.732	76.086	6	16:51:52.825	<b>1:03.803</b>	20.721	23.809	<b>19.273</b>	83.571	76.086
<b>(28) David McNAUGHTON</b>								7	16:52:57.612	<b>1:04.787</b>	20.847	24.272	19.668	84.095	75.233
1	16:46:31.521			23.981	19.620	85.162	75.828	8	16:54:01.367	<b>1:03.755</b>	20.727	23.673	19.355	84.095	76.259
2	16:47:34.641	<b>1:03.120</b>	20.512	23.399	19.209	84.518	76.607	9	16:55:06.286	<b>1:04.919</b>	21.027	24.291	19.601	83.780	76.086
3	16:48:37.648	<b>1:03.007</b>	20.338	23.594	19.075	85.925	76.870	<b>(95) Craig BLAKE</b>							
4	16:49:39.907	<b>1:02.259</b>	<b>20.048</b>	22.978	19.233	<b>86.590</b>	<b>77.671</b>	1	16:46:34.747			24.739	19.961	82.951	75.148
5	16:50:41.712	<b>1:01.805</b>	20.179	<b>22.725</b>	<b>18.901</b>	86.257	77.224	2	16:47:37.729	<b>1:02.982</b>	20.205	23.335	19.442	84.732	76.519
6	16:51:44.468	<b>1:02.756</b>	20.289	23.070	19.397	85.487	76.172	3	16:48:40.744	<b>1:03.015</b>	<b>20.018</b>	23.645	19.352	84.839	76.172
7	16:52:47.023	<b>1:02.555</b>	20.114	23.267	19.174	85.815	77.047	4	16:49:43.453	<b>1:02.709</b>	20.223	<b>23.318</b>	<b>19.168</b>	<b>85.162</b>	<b>76.782</b>
8	16:53:49.586	<b>1:02.563</b>	20.281	23.330	18.952	85.925	77.047	5	16:50:46.419	<b>1:02.966</b>	20.132	23.431	19.403	83.885	75.402
9	16:54:51.999	<b>1:02.413</b>	20.231	23.146	19.036	85.706	77.402	6	16:51:50.928	<b>1:04.509</b>	21.383	23.857	19.269	85.054	76.259
<b>(81) Douglas SIMPSON</b>								7	16:52:57.896	<b>1:06.968</b>	21.779	25.383	19.806	83.885	74.981
1	16:46:30.189			23.626	19.703	84.732	74.981	8	16:54:01.613	<b>1:03.717</b>	20.760	23.724	19.233	84.946	76.607
2	16:47:33.155	<b>1:02.966</b>	20.613	23.077	19.276	84.946	75.317	9	16:55:06.947	<b>1:05.334</b>	21.006	24.168	20.160	83.989	75.064
3	16:48:35.624	<b>1:02.469</b>	20.122	23.096	19.251	84.732	76.086	<b>(52) Simon HOLDERNESS</b>							
4	16:49:39.353	<b>1:03.729</b>	20.973	23.363	19.393	84.625	74.316	1	16:46:35.653			25.297	19.938	84.095	76.345
5	16:50:41.475	<b>1:02.122</b>	<b>20.048</b>	<b>22.911</b>	<b>19.163</b>	<b>85.487</b>	<b>76.172</b>	2	16:47:39.463	<b>1:03.810</b>	20.774	<b>23.650</b>	19.386	<b>85.054</b>	76.345
6	16:51:44.821	<b>1:03.346</b>	20.173	23.152	20.021	84.625	75.064	3	16:48:43.370	<b>1:03.907</b>	20.750	23.808	19.349	84.518	<b>76.958</b>
7	16:52:47.378	<b>1:02.557</b>	20.165	23.036	19.356	84.839	75.742	4	16:49:47.008	<b>1:03.638</b>	<b>20.498</b>	23.697	19.443	84.518	76.607
8	16:53:50.072	<b>1:02.694</b>	20.205	23.311	19.178	85.270	75.828	5	16:50:50.684	<b>1:03.676</b>	20.655	23.699	<b>19.322</b>	84.306	76.259
9	16:54:52.984	<b>1:02.912</b>	20.298	23.084	19.530	85.054	73.989	6	16:51:54.379	<b>1:03.695</b>	20.538	23.760	19.397	83.467	76.000
<b>(23) Ian MUNRO</b>								7	16:52:59.748	<b>1:05.369</b>	21.273	24.218	19.878	84.095	76.432
1	16:46:30.361			23.700	19.538	<b>85.596</b>	<b>76.345</b>	8	16:54:04.644	<b>1:04.896</b>	21.098	24.205	19.593	82.543	76.519
2	16:47:33.980	<b>1:03.619</b>	20.781	23.389	19.449	84.518	75.148	9	16:55:08.402	<b>1:03.758</b>	20.667	23.704	19.387	84.412	76.607
3	16:48:36.798	<b>1:02.818</b>	20.211	23.316	19.291	84.839	76.172	<b>(10) Jake HUTCHISON</b>							
4	16:49:39.827	<b>1:03.029</b>	20.374	23.324	19.331	84.946	75.914	1	16:46:36.265			25.365	20.088	84.518	74.813
5	16:50:42.891	<b>1:03.064</b>	20.539	<b>23.235</b>	<b>19.290</b>	84.518	75.742	2	16:47:40.114	<b>1:03.849</b>	20.847	23.552	19.4		

## Jim Clark Memorial Meeting

Celtic Speed Mini Cooper Cup

Knockhill 1.267 miles

Race 131- 3rd Race - AMENDED RESULT

08/04/2018 16:50

Race (9 Laps) started at 16:45:21

Lap	Time of Day	Lap Tm	S1	S2	S3	S3Spd	SFSpd	Lap	Time of Day	Lap Tm	S1	S2	S3	S3Spd	SFSpd	
<b>(55) Fiona KINDNESS</b>																
1	16:46:37.502			26.089	20.099	84.412	75.233	1	16:46:39.056			26.962	20.106	83.054	74.981	
2	16:47:41.747	<b>1:04.245</b>	21.167	23.799	19.279	84.412	76.000	2	16:47:44.358	<b>1:05.302</b>	21.462	<b>24.269</b>	19.571	<b>84.306</b>	<b>76.432</b>	
3	16:48:45.422	<b>1:03.675</b>	20.504	23.641	19.530	84.200	76.000	3	16:48:50.250	<b>1:05.892</b>	<b>20.972</b>	25.011	19.909	83.260	75.914	
4	16:49:48.664	<b>1:03.242</b>	<b>20.443</b>	<b>23.495</b>	19.304	<b>84.839</b>	76.259	4	16:49:56.179	<b>1:05.929</b>	21.911	24.425	19.593	83.885	75.487	
5	16:50:52.183	<b>1:03.519</b>	20.507	23.667	19.345	84.412	76.086	5	16:51:00.994	<b>1:04.815</b>	21.101	24.372	<b>19.342</b>	84.095	76.172	
6	16:51:55.407	<b>1:03.224</b>	20.447	23.540	<b>19.237</b>	84.412	<b>76.694</b>	6	16:52:06.192	<b>1:05.198</b>	21.261	24.554	19.383	83.260	75.742	
7	16:53:00.847	<b>1:05.440</b>	21.128	24.339	19.973	84.625	75.742	7	16:53:12.029	<b>1:05.837</b>	21.482	24.801	19.554	82.849	75.828	
8	16:54:05.773	<b>1:04.926</b>	21.590	23.911	19.425	84.095	75.914	8	16:54:17.939	<b>1:05.910</b>	21.362	25.014	19.534	82.341	75.828	
9	16:55:10.240	<b>1:04.467</b>	20.961	23.577	19.929	84.625	75.402	9	16:55:23.779	<b>1:05.840</b>	21.358	24.910	19.572	83.675	75.657	
<b>(26) William BLAKE</b>																
1	16:46:33.193							1	16:46:33.193			25.279	19.641	83.780	75.233	
2	16:47:36.886	<b>1:03.693</b>	20.619	23.586	19.488	84.095	75.914	2	16:47:36.886	<b>1:03.693</b>	20.619	23.586	19.488	84.095	75.914	
3	16:48:40.199	<b>1:03.313</b>	20.475	23.469	19.369	83.989	76.607	3	16:48:40.199	<b>1:03.313</b>	20.475	23.469	19.369	83.989	76.607	
4	16:49:42.812	<b>1:02.613</b>	20.220	<b>23.176</b>	<b>19.217</b>	85.054	<b>76.870</b>	4	16:49:42.812	<b>1:02.613</b>	20.220	<b>23.176</b>	<b>19.217</b>	85.054	<b>76.870</b>	
5	16:50:45.720	<b>1:02.908</b>	<b>20.123</b>	23.177	19.608	<b>85.270</b>	76.000	5	16:50:45.720	<b>1:02.908</b>	<b>20.123</b>	23.177	19.608	<b>85.270</b>	76.000	
6	16:51:49.994	<b>1:04.274</b>	21.118	23.497	19.659	85.054	75.487	6	16:51:49.994	<b>1:04.274</b>	21.118	23.497	19.659	85.054	75.487	
7	16:52:57.516	<b>1:07.522</b>		20.524	19.839	84.839	64.901	7	16:52:57.516	<b>1:07.522</b>		20.524	19.839	84.839	64.901	
<b>(155) Adam KINDNESS</b>																
1	16:46:37.439				20.259	83.885	72.785	1	16:46:37.439					20.259	83.885	72.785
2	16:47:42.510	<b>1:05.071</b>	21.731	23.650	19.690	84.839	75.064	2	16:47:42.510	<b>1:05.071</b>	21.731	23.650	19.690	84.839	75.064	
3	16:48:45.992	<b>1:03.482</b>	20.407	23.514	19.561	85.162	<b>75.402</b>	3	16:48:45.992	<b>1:03.482</b>	20.407	23.514	19.561	85.162	<b>75.402</b>	
4	16:49:49.350	<b>1:03.358</b>	20.442	<b>23.428</b>	19.488	85.379	74.981	4	16:49:49.350	<b>1:03.358</b>	20.442	<b>23.428</b>	19.488	85.379	74.981	
5	16:50:53.041	<b>1:03.691</b>	20.380	23.439	19.872	85.162	74.564	5	16:50:53.041	<b>1:03.691</b>	20.380	23.439	19.872	85.162	74.564	
6	16:51:56.228	<b>1:03.187</b>	<b>20.267</b>	23.482	<b>19.438</b>	84.412	75.317	6	16:51:56.228	<b>1:03.187</b>	<b>20.267</b>	23.482	<b>19.438</b>	84.412	75.317	
7	16:53:01.321	<b>1:05.093</b>	21.469	24.156	19.468	<b>85.596</b>	74.981	7	16:53:01.321	<b>1:05.093</b>	21.469	24.156	19.468	<b>85.596</b>	74.981	
8	16:54:06.532	<b>1:05.211</b>	21.705	23.995	19.511	84.625	74.647	8	16:54:06.532	<b>1:05.211</b>	21.705	23.995	19.511	84.625	74.647	
9	16:55:10.528	<b>1:03.996</b>	20.536	23.775	19.685	85.270	74.316	9	16:55:10.528	<b>1:03.996</b>	20.536	23.775	19.685	85.270	74.316	
<b>(16) Craig DILLON</b>																
1	16:46:40.296			24.248	20.380	84.095	75.572	1	16:46:40.296				24.248	20.380	84.095	75.572
2	16:47:45.141	<b>1:04.845</b>	20.942	23.943	19.960	84.412	76.345	2	16:47:45.141	<b>1:04.845</b>	20.942	23.943	19.960	84.412	76.345	
3	16:48:50.290	<b>1:05.149</b>	20.559	24.773	19.817	82.747	75.487	3	16:48:50.290	<b>1:05.149</b>	20.559	24.773	19.817	82.747	75.487	
4	16:49:54.122	<b>1:03.832</b>	20.520	23.846	19.466	84.095	76.432	4	16:49:54.122	<b>1:03.832</b>	20.520	23.846	19.466	84.095	76.432	
5	16:50:57.710	<b>1:03.588</b>	<b>20.470</b>	23.877	<b>19.241</b>	84.095	76.259	5	16:50:57.710	<b>1:03.588</b>	<b>20.470</b>	23.877	<b>19.241</b>	84.095	76.259	
6	16:52:01.650	<b>1:03.940</b>	20.666	<b>23.840</b>	19.434	84.306	<b>76.519</b>	6	16:52:01.650	<b>1:03.940</b>	20.666	<b>23.840</b>	19.434	84.306	<b>76.519</b>	
7	16:53:05.684	<b>1:04.034</b>	20.893	23.846	19.295	<b>84.946</b>	76.519	7	16:53:05.684	<b>1:04.034</b>	20.893	23.846	19.295	<b>84.946</b>	76.519	
8	16:54:10.239	<b>1:04.555</b>	20.759	24.300	19.496	83.885	75.572	8	16:54:10.239	<b>1:04.555</b>	20.759	24.300	19.496	83.885	75.572	
9	16:55:14.589	<b>1:04.350</b>	20.709	24.245	19.396	83.363	76.432	9	16:55:14.589	<b>1:04.350</b>	20.709	24.245	19.396	83.363	76.432	
<b>(50) Andrew BELL</b>																
1	16:46:37.776			26.127	19.796	84.839	75.828	1	16:46:37.776				26.127	19.796	84.839	75.828
2	16:47:43.053	<b>1:05.277</b>	21.841	23.850	19.586	84.946	<b>76.694</b>	2	16:47:43.053	<b>1:05.277</b>	21.841	23.850	19.586	84.946	<b>76.694</b>	
3	16:48:46.809	<b>1:03.756</b>	20.779	23.613	19.364	85.270	76.519	3	16:48:46.809	<b>1:03.756</b>	20.779	23.613	19.364	85.270	76.519	
4	16:49:50.702	<b>1:03.893</b>	20.723	23.753	19.417	<b>85.815</b>	76.259	4	16:49:50.702	<b>1:03.893</b>	20.723	23.753	19.417	<b>85.815</b>	76.259	
5	16:50:55.820	<b>1:05.118</b>	20.730	24.580	19.808	83.363	74.647	5	16:50:55.820	<b>1:05.118</b>	20.730	24.580	19.808	83.363	74.647	
6	16:51:59.323	<b>1:03.503</b>	<b>20.604</b>	<b>23.607</b>	<b>19.292</b>	85.270	76.259	6	16:51:59.323	<b>1:03.503</b>	<b>20.604</b>	<b>23.607</b>	<b>19.292</b>	85.270	76.259	
7	16:53:05.038	<b>1:05.715</b>	21.319	24.943	19.453	84.946	76.172	7	16:53:05.038	<b>1:05.715</b>	21.319	24.943	19.453	84.946	76.172	
8	16:54:10.676	<b>1:05.638</b>	21.044	24.491	20.103	83.675	75.657	8	16:54:10.676	<b>1:05.638</b>	21.044	24.491	20.103	83.675	75.657	
9	16:55:15.676	<b>1:05.000</b>	21.499	24.040	19.461	85.162	76.519	9	16:55:15.676	<b>1:05.000</b>	21.499	24.040	19.461	85.162	76.519	
<b>(12) Reis ROBERTSON</b>																
1	16:46:40.972			25.378	26.959	82.645	71.773	1	16:46:40.972				25.378	26.959	82.645	71.773
2	16:47:45.578	<b>1:04.606</b>	20.866	23.665	20.075	83.260	74.234	2	16:47:45.578	<b>1:04.606</b>	20.866	23.665	20.075	83.260	74.234	
3	16:48:50.669	<b>1:05.091</b>	20.671	24.452	19.968	82.747	74.481	3	16:48:50.669	<b>1:05.091</b>	20.671	24.452	19.968	82.747	74.481	
4	16:49:54.750	<b>1:04.081</b>	21.031	23.643	19.407	<b>83.989</b>	<b>75.742</b>	4	16:49:54.750	<b>1:04.081</b>	21.031	23.643	19.407	<b>83.989</b>	<b>75.742</b>	
5	16:50:58.263	<b>1:03.513</b>	<b>20.349</b>	<b>23.642</b>	19.522	83.780	74.981	5	16:50:58.263	<b>1:03.513</b>	<b>20.349</b>	<b>23.642</b>	19.522	83.780	74.981	
6	16:52:02.222	<b>1:03.959</b>	20.506	23.817	19.636	83.571	75.487	6	16:52:02.222	<b>1:03.959</b>	20.506	23.817	19.636	83.571	75.487	
7	16:53:06.508	<b>1:04.286</b>	20.828	24.058	<b>19.400</b>	82.442	75.487	7	16:53:06.508	<b>1:04.286</b>	20.828	24.058	<b>19.400</b>	82.442	75.487	
8	16:54:11.032	<b>1:04.524</b>	20.617	23.870	20.037	82.951	73.583	8	16:54:11.032	<b>1:04.524</b>	20.617	23.870	20.037	82.951	73.583	
9	16:55:16.193	<b>1:05.161</b>	21.196	24.503	19.462	83.157	75.317	9	16:55:16.193	<b>1:05.161</b>	21.196	24.503	19.462	83.157	75.317	
<b>(91) Robbie DALGLEISH</b>																
1	16:46:42.877			24.779	27.789	85.270	71.543	1	16:46:42.877				24.779	27.789	85.270	71.543
2	16:47:45.476	<b>1:02.599</b>	20.664	22.927	19.008	86.035	76.694	2	16:47:45.476	<b>1:02.599</b>	20.664	22.927	19.008	86.035	76.694	
3	16:48:49.120	<b>1:03.644</b>	20.387	24.031												

## Jim Clark Memorial Meeting

## Lapchart

Celtic Speed Mini Cooper Cup

Knockhill 1.267 miles

Race 131- 3rd Race

08/04/2018 16:50

Race (9 Laps) started at 16:45:21

Competitors	Laps									
	1	2	3	4	5	6	7	8	9	
Dominic WHEATLEY (4)	1	4	4	4	4	4	4	20	20	20
David SLEIGH (5)	2	5	5	5	20	20	20	4	4	4
John DUNCAN (24)	3	24	24	20	5	5	24	24	24	24
Kyle REID (20)	4	20	20	24	24	24	5	5	5	5
Douglas SIMPSON (81)	5	81	81	81	81	81	28	28	28	28
Ian MUNRO (23)	6	23	23	23	23	28	81	81	81	81
Michael COURTS (75)	7	75	75	28	28	23	23	23	23	23
Michael WEDDELL (7)	8	7	28	7	7	7	7	7	7	7
David McNAUGHTON (28)	9	28	7	75	75	75	75	21	21	21
Ross WILKINSON (21)	10	21	21	21	21	26	26	8	8	8
William BLAKE (26)	11	26	26	26	26	21	8	26	77	77
Craig BLAKE (95)	12	95	95	95	95	95	21	77	95	91
Hannah CHAPMAN (8)	13	8	8	8	8	8	95	95	91	95
Ashleigh MORRIS (77)	14	77	77	77	77	77	77	10	52	52
Simon HOLDERNESS (52)	15	52	52	52	52	52	52	52	10	10
Jake HUTCHISON (10)	16	10	10	10	10	10	10	91	55	55
Adam KINDNESS (155)	17	155	55	55	55	55	55	55	155	155
Fiona KINDNESS (55)	18	55	155	155	155	155	155	155	16	16
Andrew BELL (50)	19	50	50	50	50	91	91	50	50	50
David LONG (30)	20	30	30	91	91	50	50	16	12	12
Craig DILLON (16)	21	16	16	30	16	16	16	12	30	30
Reis ROBERTSON (12)	22	12	91	16	12	12	12	30		
Robbie DALGLEISH (91)	23	91	12	12	30	30	30	75		

Margin of Victory	Avg. Speed	Best Lap Tm	Best Speed	Best Lap by
0.279	72.223	1:01.686	73.936	91 - Robbie DALGLEISH

Clerk of the Course.

Orbits

 Sig : Time :  
 Chief Timekeeper : Ian Sharp (SMART Timing)

 Results available at [www.speedhive.com](http://www.speedhive.com) and [www.smart-timing.co.uk](http://www.smart-timing.co.uk)

Printed: 09/04/2018 18:34:40









